

US00D961333S

(12) **United States Design Patent**
Zhong

(10) **Patent No.:** **US D961,333 S**

(45) **Date of Patent:** **** Aug. 23, 2022**

- (54) **WATER FILTER TRAY**
- (71) Applicant: **Hongji Zhong**, Ruijin (CN)
- (72) Inventor: **Hongji Zhong**, Ruijin (CN)
- (**) Term: **15 Years**
- (21) Appl. No.: **29/811,530**
- (22) Filed: **Oct. 14, 2021**
- (51) **LOC (13) Cl.** **07-01**
- (52) **U.S. Cl.**
USPC **D7/550.1**
- (58) **Field of Classification Search**
USPC D7/550.1–554.4, 601–602, 667;
D24/227; D3/304, 315
CPC . B65D 5/00; B65D 1/00; B65D 11/00; B65D
21/00; A47G 23/0608; A47G 23/0633;
A47G 23/06; B25H 3/06
See application file for complete search history.

- D826,426 S * 8/2018 Muller D24/230
- D846,604 S * 4/2019 Lopez D15/90
- D867,614 S * 11/2019 Jones D24/227
- D869,272 S * 12/2019 Phan D9/434
- D883,749 S 5/2020 Pawluskiewicz et al.
- D913,788 S * 3/2021 Phan D9/434
- D920,536 S * 5/2021 Self D24/227
- D923,413 S * 6/2021 Zemel D7/550.1
- D931,058 S * 9/2021 Hamilton D7/554.3
- D954,990 S * 6/2022 Thomas D24/227
- D954,996 S * 6/2022 Motadel D24/229

* cited by examiner

Primary Examiner — Kelley A Donnelly

(57) **CLAIM**

The ornamental design for a water filter tray, as shown and described.

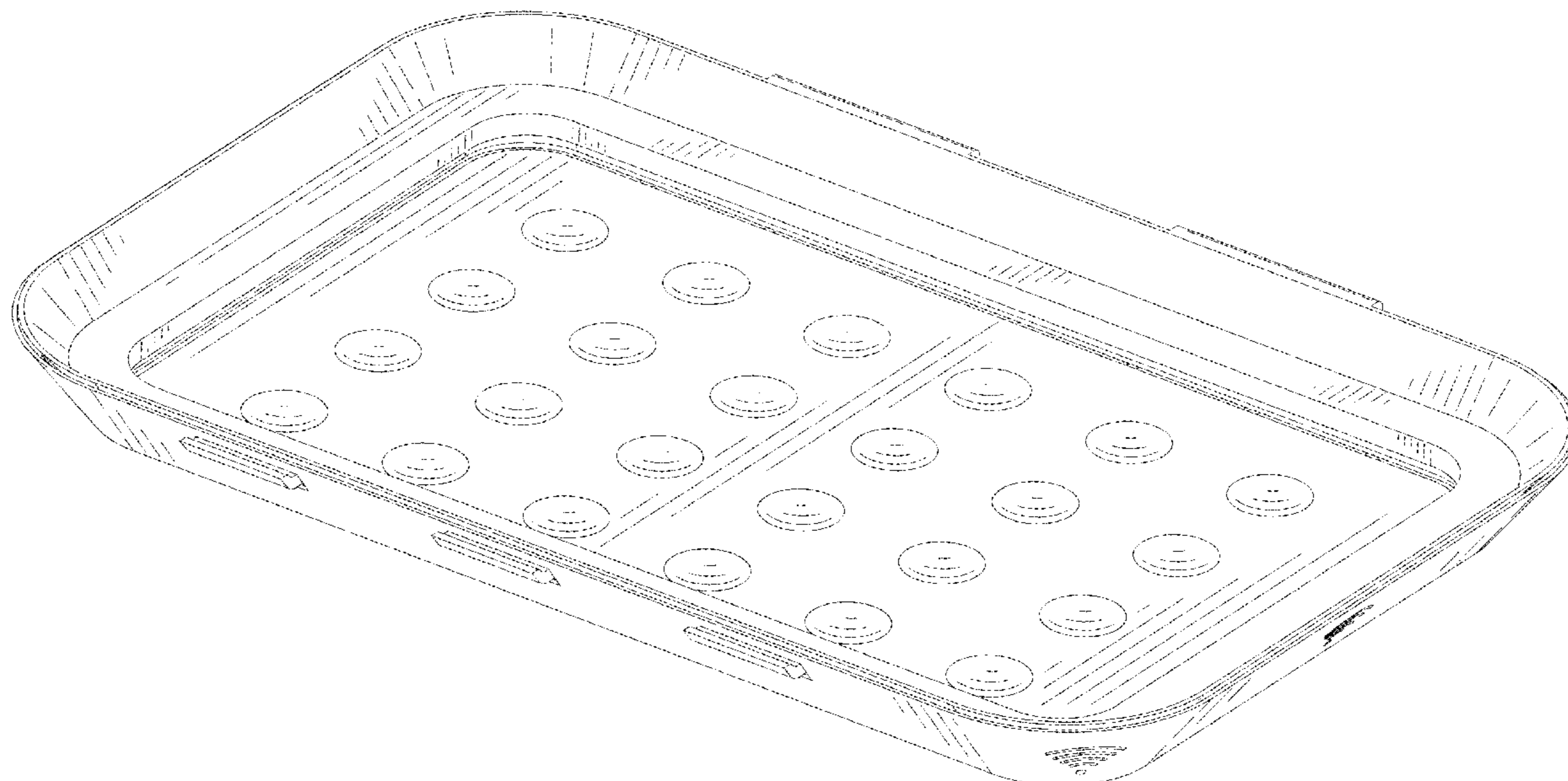
DESCRIPTION

FIG. 1 is a perspective view of a water filter tray showing my new design;
 FIG. 2 is another perspective view thereof;
 FIG. 3 is a front elevational view thereof;
 FIG. 4 is a rear elevational view thereof;
 FIG. 5 is a left side elevational view thereof;
 FIG. 6 is a right side elevational view thereof;
 FIG. 7 is a top plan view thereof;
 FIG. 8 is a bottom plan view thereof;
 FIG. 9 is a cross-sectional view taken from middle portion of FIG. 1;
 FIG. 10 is an exploded perspective view of the water filter tray; and,
 FIG. 11 is an enlarged view of portion 11 shown in FIG. 10.
 The dash-dash broken lines in the drawings depict portions of the water filter tray that form no part of the claimed design. The dot-dash broken lines represent boundaries of the enlarged portion and form no part of the claimed design.

1 Claim, 11 Drawing Sheets

(56) **References Cited**
 U.S. PATENT DOCUMENTS

- D211,898 S * 8/1968 Buck D7/667
- D241,109 S * 8/1976 Levin D9/425
- D396,752 S * 8/1998 Hines D7/505
- 6,405,557 B1 * 6/2002 DeCastro B65D 1/36
62/457.2
- 7,921,992 B2 * 4/2011 LaRue B65D 81/265
206/557
- D641,217 S * 7/2011 Chen D7/667
- D673,795 S * 1/2013 Murrah D6/682.2
- D708,911 S * 7/2014 Rodriguez D7/667
- D724,904 S * 3/2015 Chinon D7/672
- D752,929 S * 4/2016 Frank D7/667
- D767,341 S * 9/2016 Koempel D7/554.3
- D792,759 S 7/2017 Foster et al.
- D809,851 S * 2/2018 Sarnoff D7/354
- D810,518 S * 2/2018 Miller D7/667



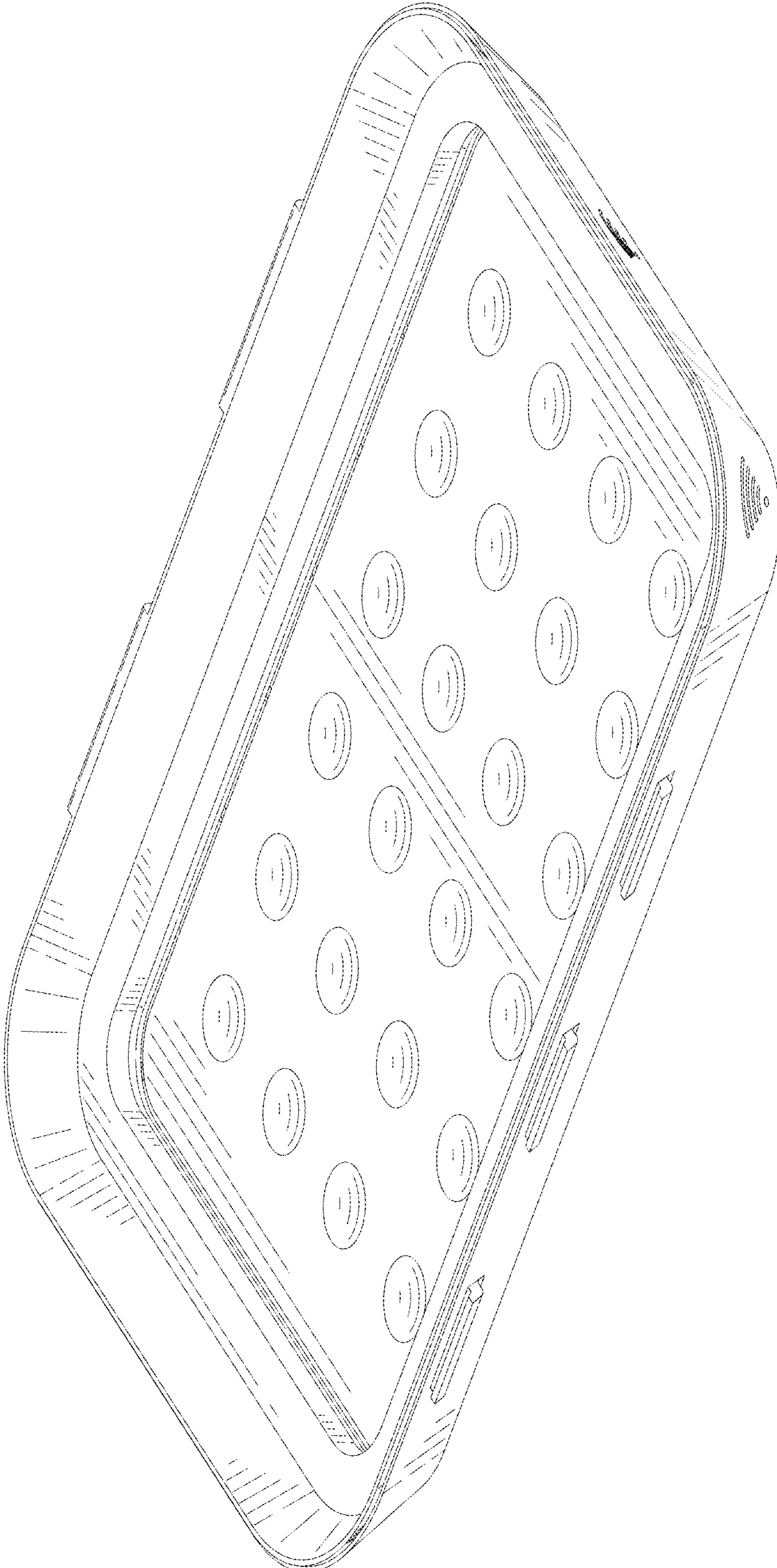


FIG. 1

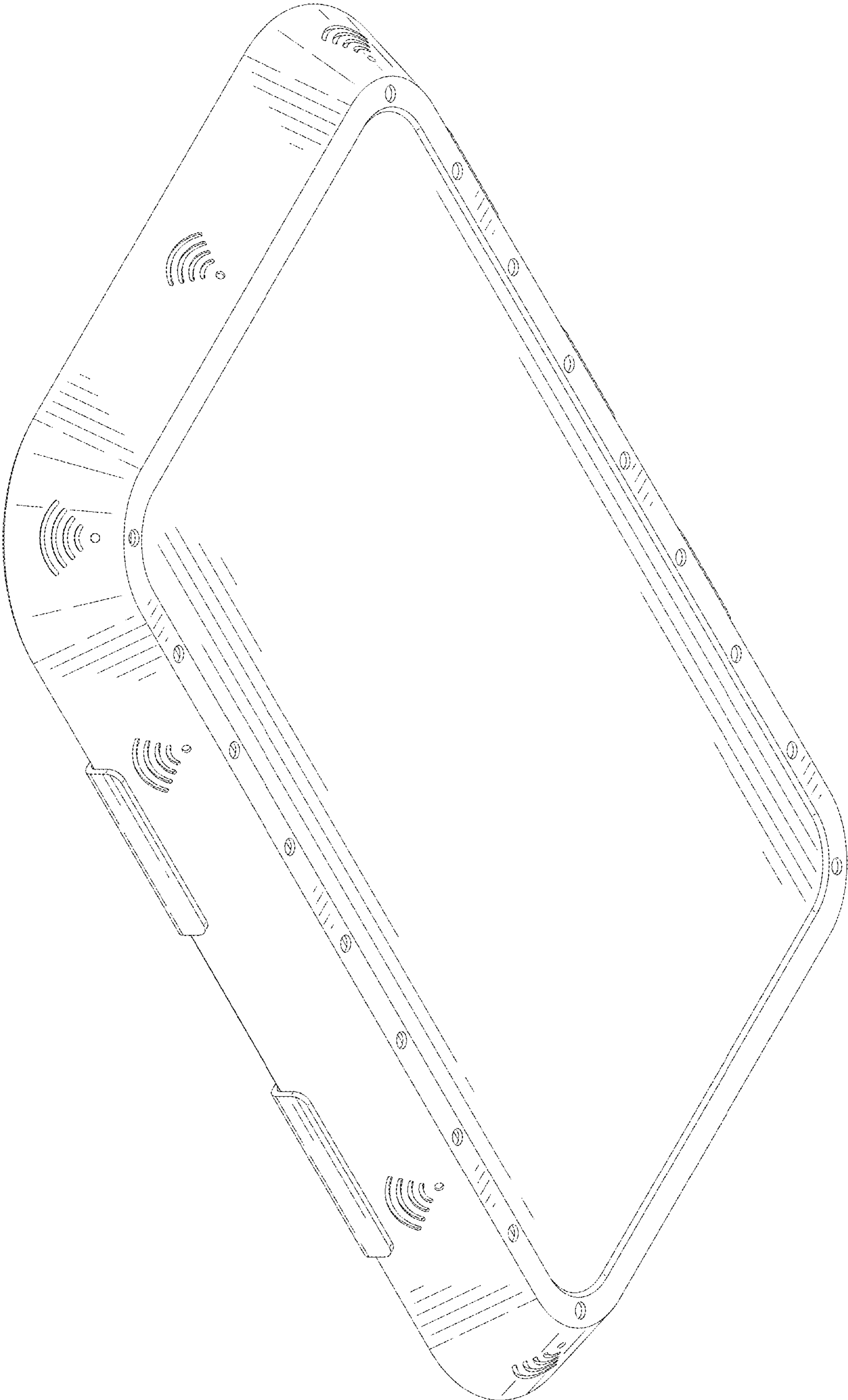


FIG. 2

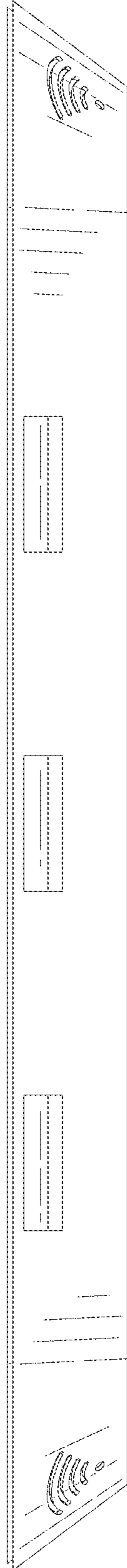


FIG. 3




FIG. 4

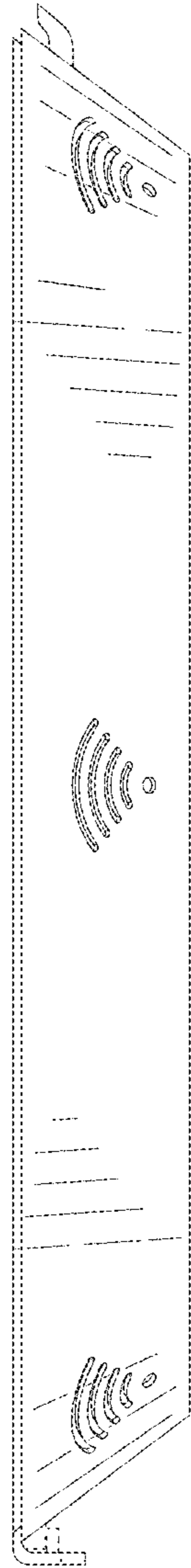


FIG. 5

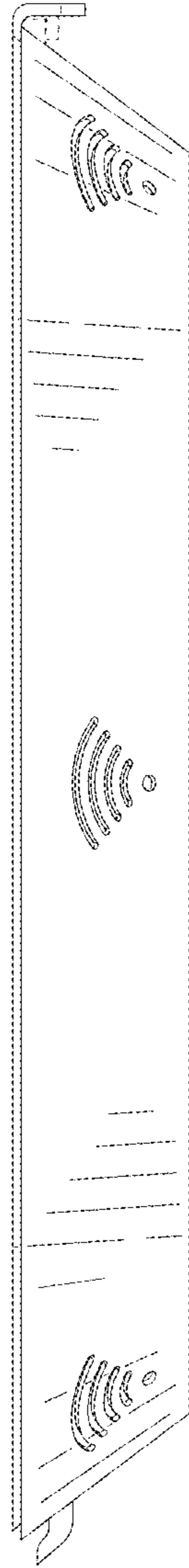


FIG. 6




FIG. 7




FIG. 8

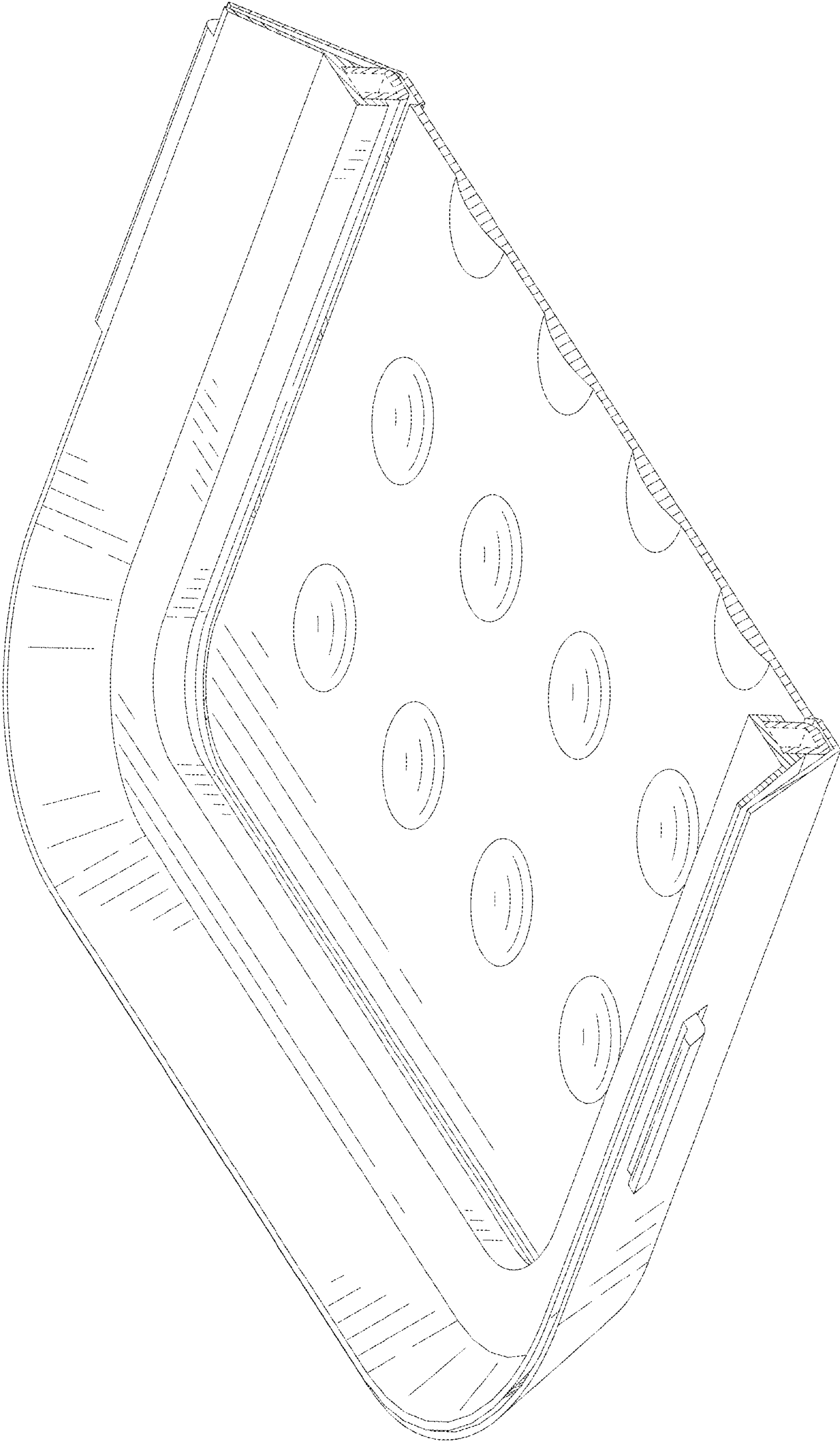


FIG. 9

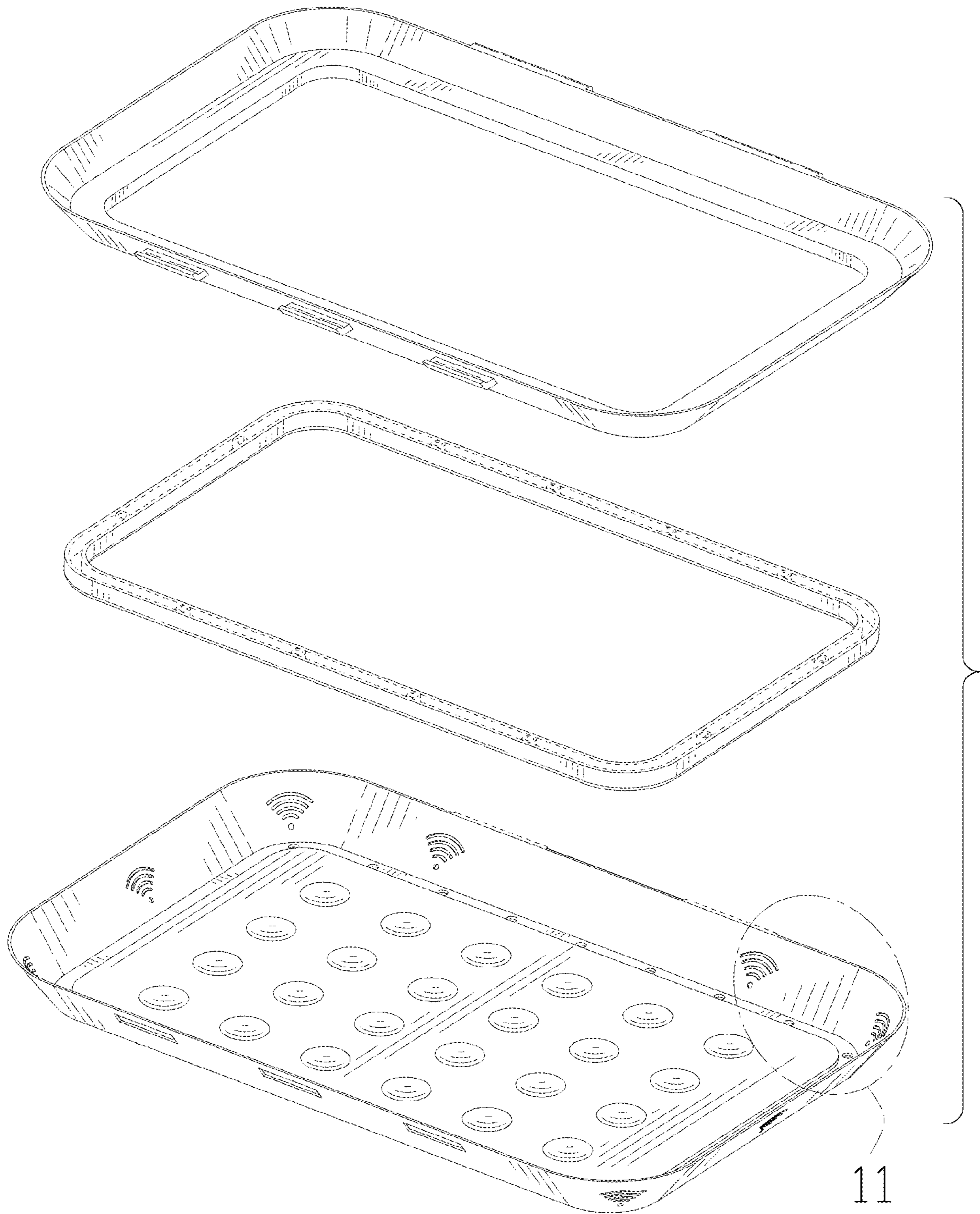


FIG. 10

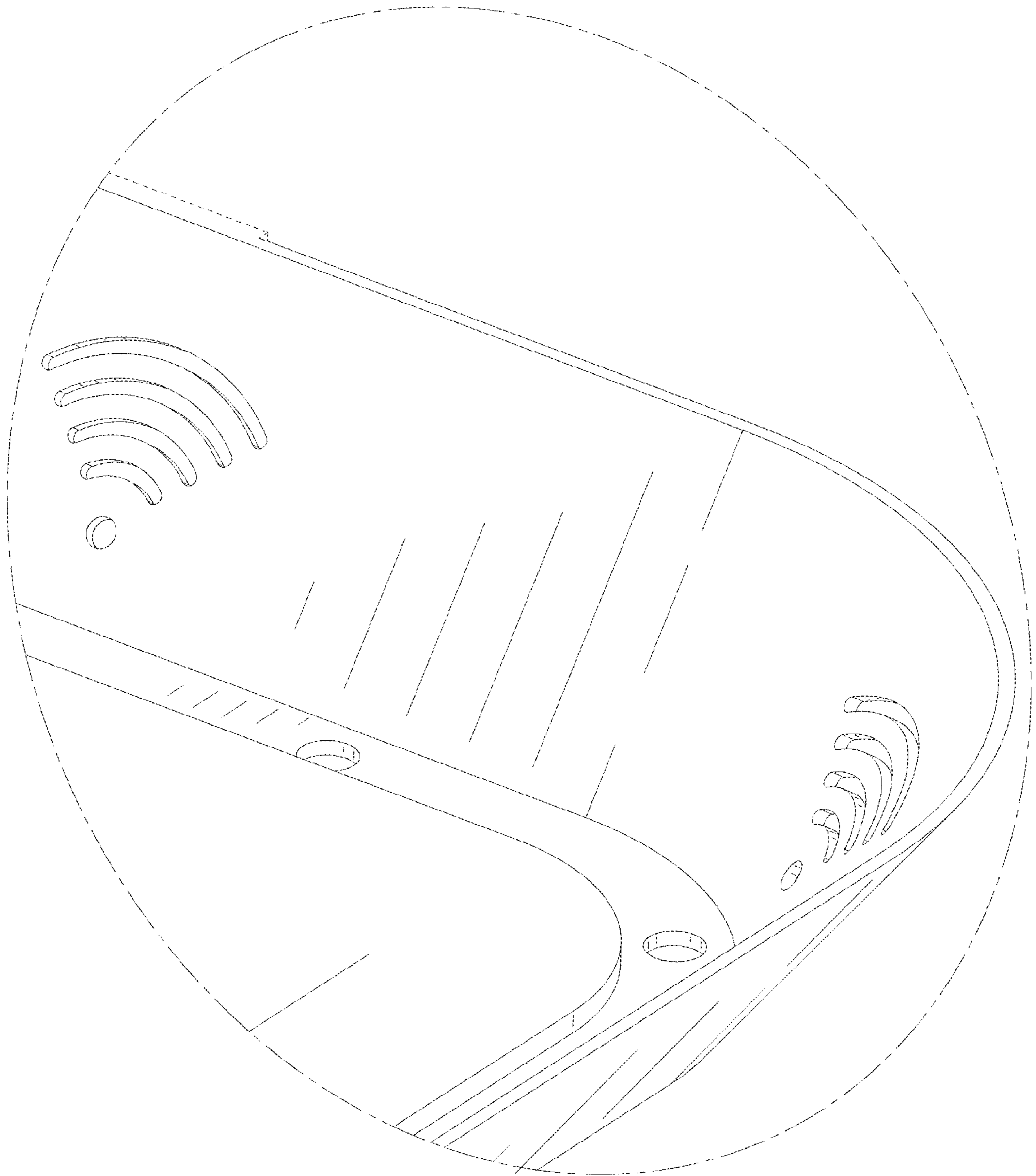


FIG. 11