



US00D961303S

(12) **United States Design Patent** (10) **Patent No.:** **US D961,303 S**  
**Robins** (45) **Date of Patent:** **\*\* Aug. 23, 2022**

(54) **MOVEABLE STORAGE TABLE**  
(71) Applicant: **Bruce Robins**, Philadelphia, PA (US)  
(72) Inventor: **Bruce Robins**, Philadelphia, PA (US)  
(73) Assignee: **HASKELL OFFICE**, Bala Cynwyd, PA (US)  
(\*\*) Term: **15 Years**  
(21) Appl. No.: **29/718,790**  
(22) Filed: **Dec. 28, 2019**  
(51) **LOC (13) Cl.** ..... **06-04**  
(52) **U.S. Cl.**  
USPC ..... **D6/657**; D34/21  
(58) **Field of Classification Search**  
USPC ..... D6/641, 642, 657, 662, 662.1, 672, 675,  
D6/684-686, 691, 698; D34/12, 14, 17,  
D34/19, 21  
CPC .. A47B 3/00; A47B 7/00; A47B 13/00; A47B  
21/00; A47B 31/00; A47B 31/001; A47B  
2031/003; A47B 37/00; A47B 43/00;  
A47B 65/00; A47B 81/00; B25H 1/00;  
B25H 1/12; B25H 1/14; B25H 3/00;  
B25H 3/02; B25H 3/021; B25H 3/023;  
B25H 3/027; B25H 3/028; B25H 3/04;  
B25H 3/06  
See application file for complete search history.

D366,744 S \* 1/1996 Bailey ..... A47F 3/0447  
D34/12  
D390,381 S 2/1998 Dormon et al.  
D423,254 S 4/2000 Alcala et al.  
D447,567 S 9/2001 Murphy et al.  
D450,903 S 11/2001 Wacker et al.  
D467,754 S 12/2002 Chen  
D500,575 S 1/2005 Lucas  
D501,285 S 1/2005 Long, Jr.  
D523,607 S 6/2006 Huguet  
D538,061 S 3/2007 Daniel  
D546,017 S 7/2007 Wise  
D551,465 S 9/2007 Daniel  
(Continued)

**OTHER PUBLICATIONS**

Haskell Maker Table—Kurtz Bros. [https://www.kurtzbros.com/products/Haskell\\_Maker\\_Table](https://www.kurtzbros.com/products/Haskell_Maker_Table) retrieved from the internet on Dec. 6, 2021.\*  
*Primary Examiner* — Mary Ann Calabrese  
(74) *Attorney, Agent, or Firm* — Robert F. Zielinski

(57) **CLAIM**

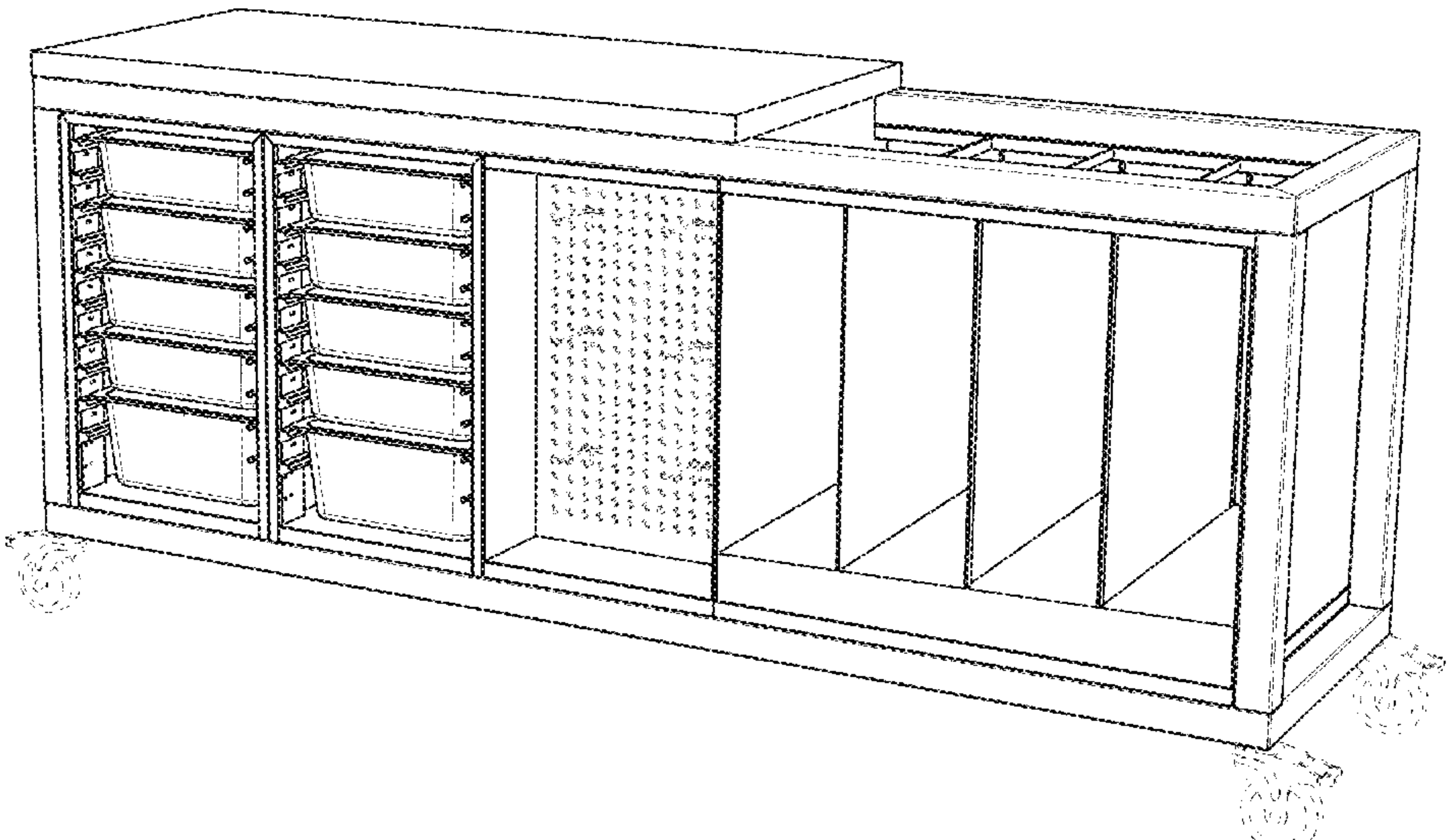
I claim the ornamental design for a moveable storage table, as shown and described.

**DESCRIPTION**

FIG. 1 is a side, top perspective view of the moveable storage table of the present invention.  
FIG. 2 is a front view thereof;  
FIG. 3 is a rear view thereof;  
FIG. 4 is a right-side view thereof;  
FIG. 5 is a left-side view thereof;  
FIG. 6 is a top view thereof; and,  
FIG. 7 is a bottom view thereof.  
In the drawings, the broken lines show portions of the moveable storage table that form no part of the claimed design.

(56) **References Cited**  
**U.S. PATENT DOCUMENTS**  
3,063,252 A \* 11/1962 Frank ..... A47F 3/0447  
62/234  
3,394,666 A 7/1968 Pearlman  
D214,163 S \* 5/1969 Smith ..... D34/19  
D235,295 S \* 6/1975 Junion ..... D6/675.1  
D257,922 S \* 1/1981 Andersson ..... A47B 67/04  
D6/561  
5,263,424 A \* 11/1993 Kelly ..... A47B 13/16  
108/91

**1 Claim, 7 Drawing Sheets**



(56)

**References Cited**

U.S. PATENT DOCUMENTS

D557,870 S \* 12/2007 MacMillan ..... A47B 13/16  
D34/14  
D585,621 S 1/2009 Taillon  
D588,322 S 3/2009 Tilk et al.  
D593,341 S 6/2009 Sackman  
D618,418 S 6/2010 Catron et al.  
D618,419 S 6/2010 Catron et al.  
D636,962 S 4/2011 Freimuth  
D665,597 S 8/2012 Dufoure et al.  
D710,064 S 7/2014 Schumaker et al.  
D732,318 S 6/2015 Engebresson  
D783,921 S 4/2017 Malengo  
D801,735 S 11/2017 Ursell et al.  
D817,584 S 5/2018 Phillips et al.  
D906,028 S \* 12/2020 Chiao ..... D6/684  
D924,609 S \* 7/2021 Robins ..... D6/678.1  
2007/0236113 A1 \* 10/2007 McCambridge ..... E06B 3/367  
312/204  
2020/0254604 A1 \* 8/2020 Adams ..... A47B 67/04

\* cited by examiner

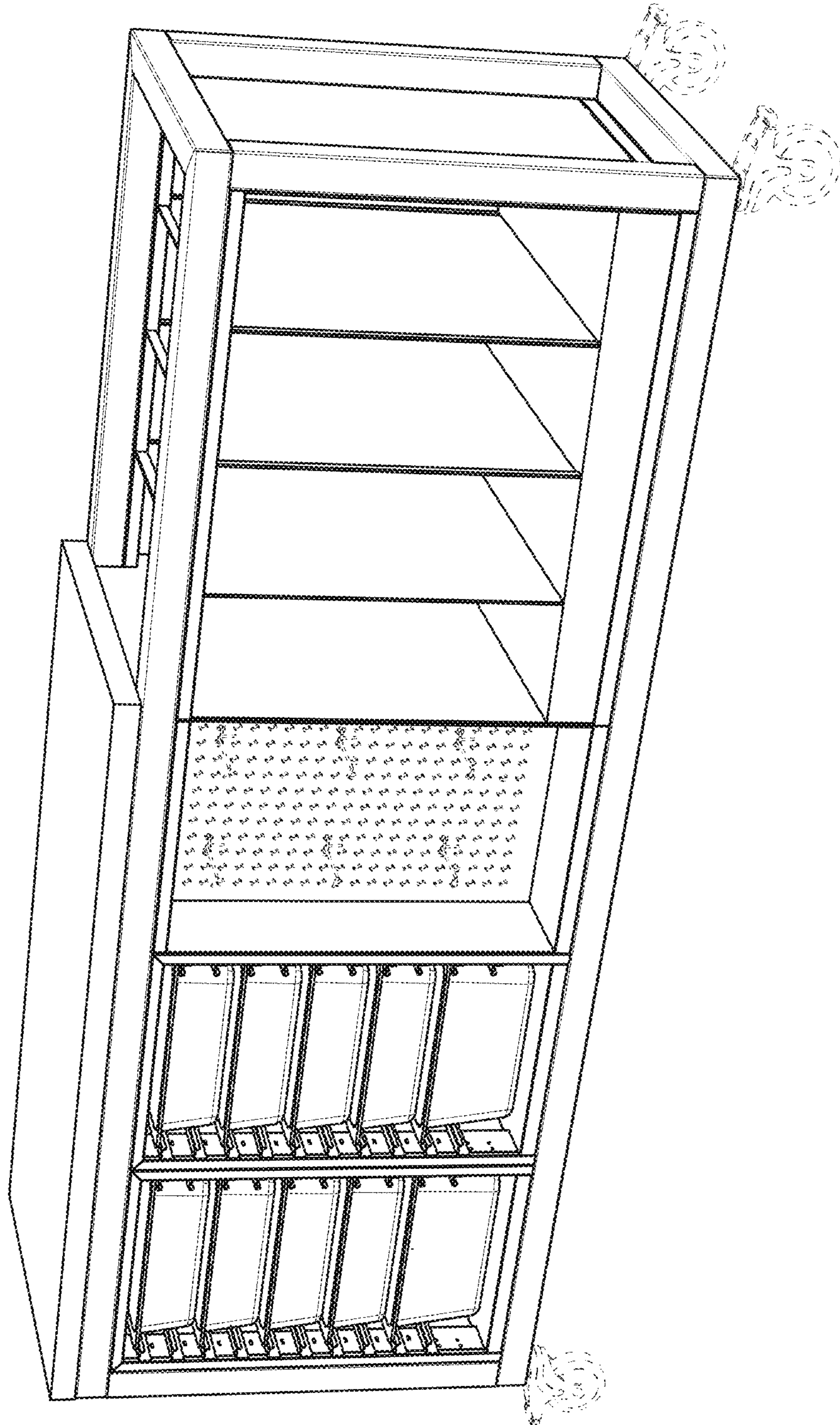


FIG. 1






FIG. 2

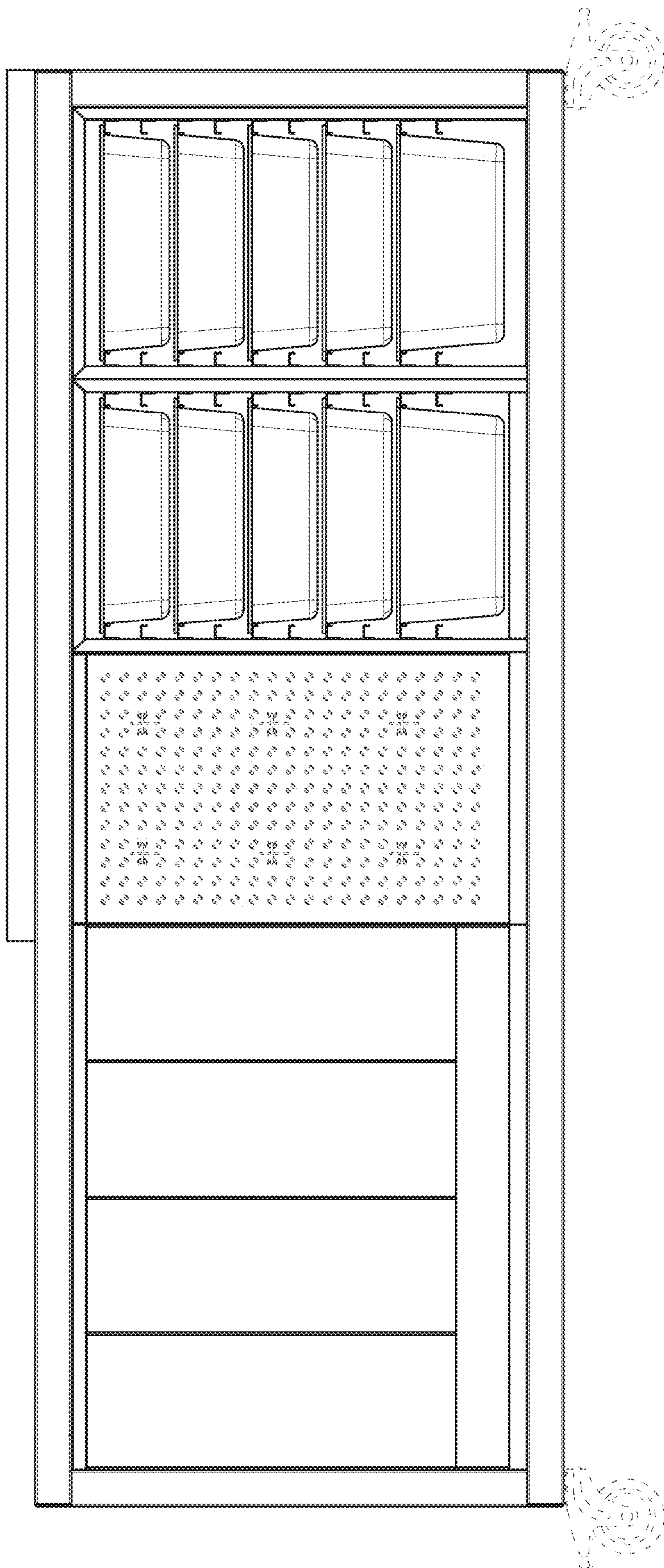


FIG. 3

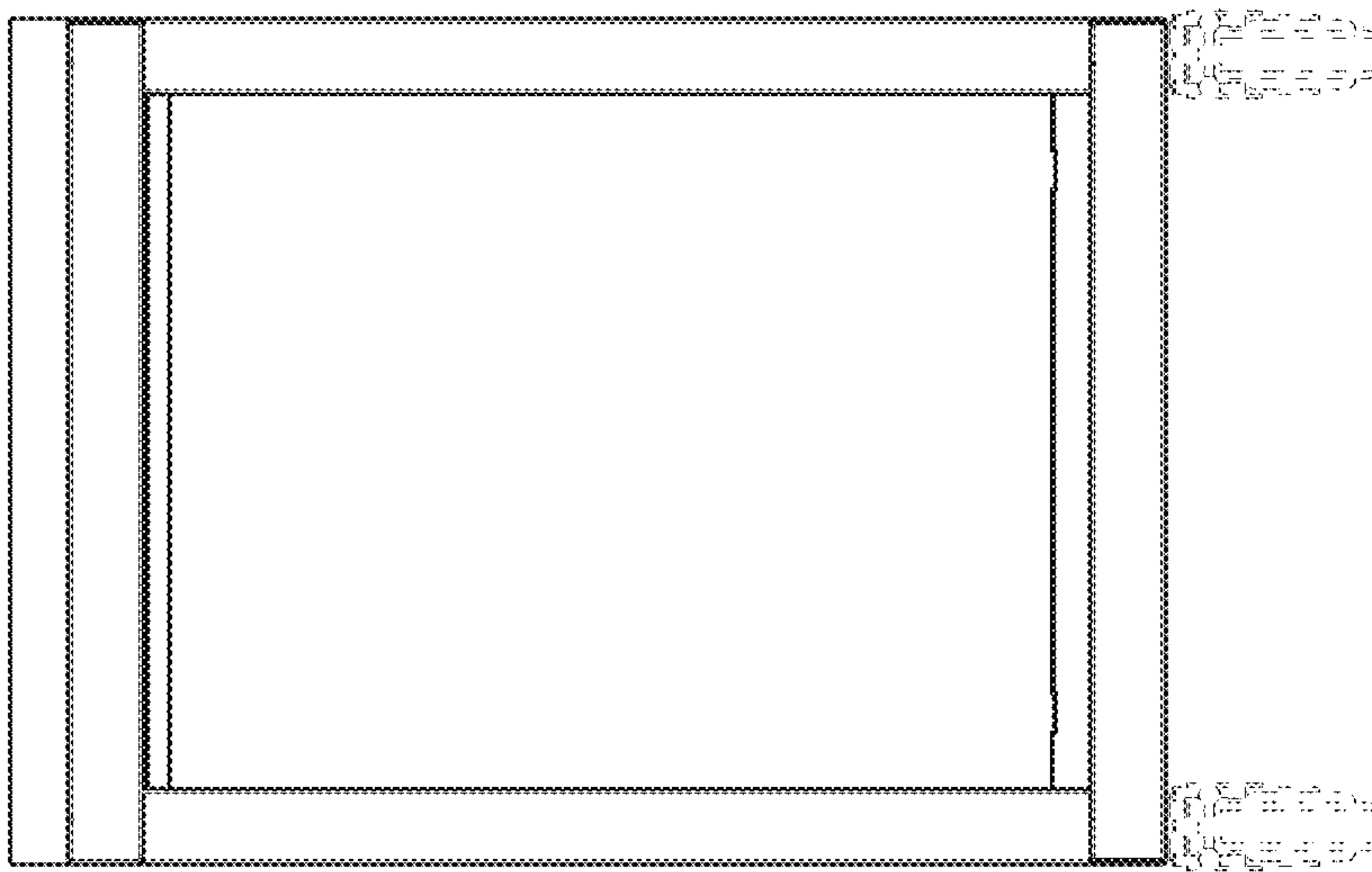


FIG. 4

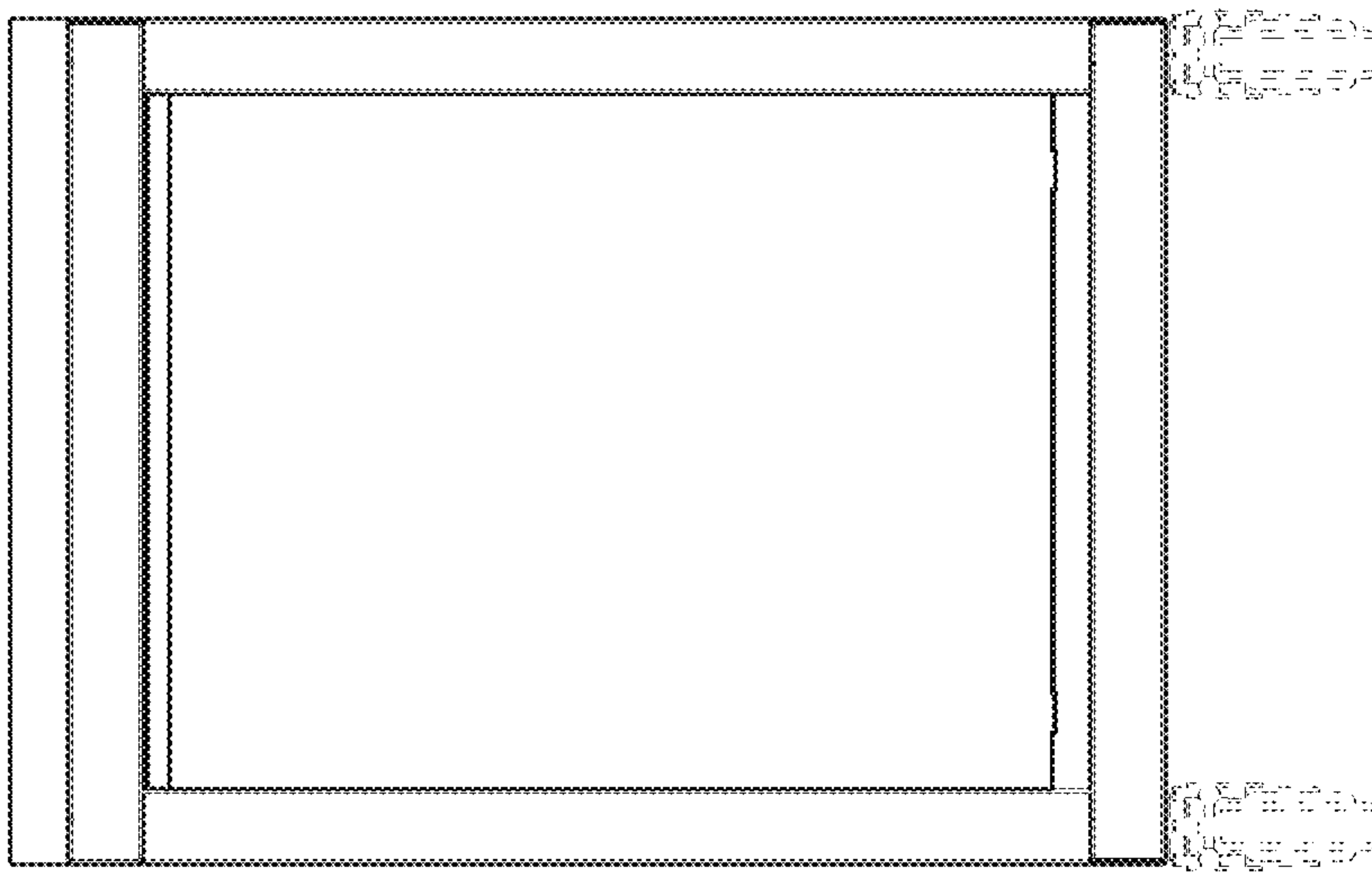


FIG. 5




FIG. 6






FIG. 7