

US00D961299S

(12) **United States Design Patent** (10) **Patent No.:** **US D961,299 S**
Chiang (45) **Date of Patent:** **** Aug. 23, 2022**

(54) **RECORD HOLDER**
(71) Applicant: **MyGift Enterprise, LLC**, Woodinville, WA (US)
(72) Inventor: **Cliff Chiang**, Woodinville, WA (US)
(**) Term: **15 Years**
(21) Appl. No.: **29/739,143**
(22) Filed: **Jun. 23, 2020**
(51) **LOC (13) Cl.** **06-06**
(52) **U.S. Cl.**
USPC **D6/629**
(58) **Field of Classification Search**
USPC D6/407, 627, 628, 629, 672, 675, 675.1
CPC A47F 3/14; A47F 5/103; A47F 5/0018;
A47F 7/0057; A47B 57/581; A47B 63/00;
A47B 81/067
See application file for complete search history.

D290,201 S * 6/1987 Wilder D6/675.4
5,415,297 A * 5/1995 Klein A47B 87/00
D364,047 S * 11/1995 Bucher D6/407
5,762,208 A * 6/1998 Yeh A47B 81/068
D405,115 S * 2/1999 Stravitz D19/86
D426,977 S * 6/2000 White D6/407
6,161,704 A * 12/2000 Stravitz B42F 17/02
211/189
D502,220 S * 2/2005 Stravitz D19/75
D585,094 S * 1/2009 Smith D19/90

* cited by examiner

Primary Examiner — Kelley A Donnelly
(74) *Attorney, Agent, or Firm* — Dean A. Craine, P.S.

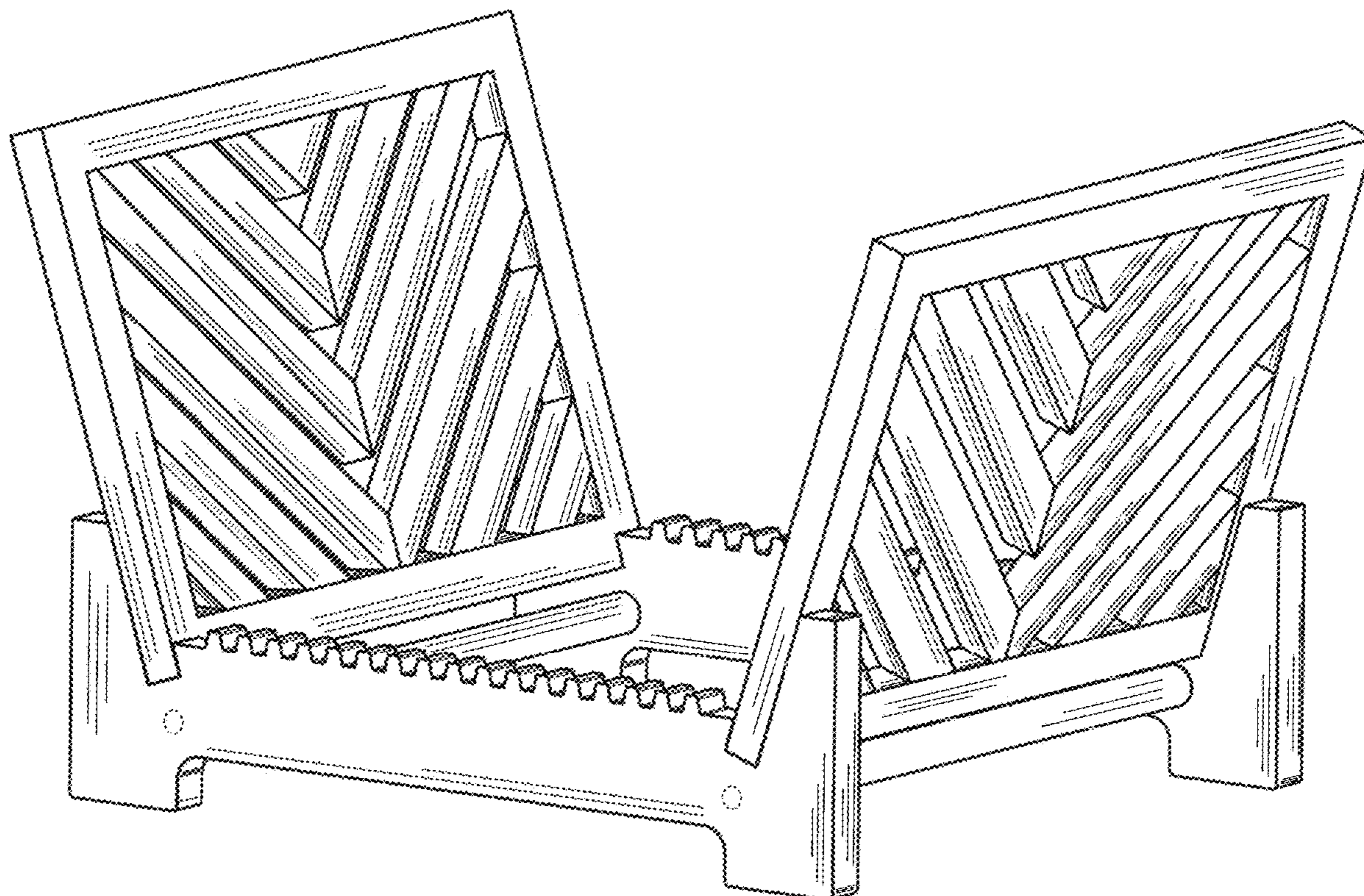
(57) **CLAIM**
The ornamental design for a record holder, as shown and described.

DESCRIPTION

FIG. 1 is a front perspective view of a record holder showing my new design.
FIG. 2 is a front elevational view thereof.
FIG. 3 is a rear elevational view thereof.
FIG. 4 is a top plan view thereof.
FIG. 5 is a bottom plan view thereof.
FIG. 6 is a left-side elevational view thereof; and,
FIG. 7 is a right-side elevational view thereof.
The broken lines form no part of the claimed design.

1 Claim, 7 Drawing Sheets

(56) **References Cited**
U.S. PATENT DOCUMENTS
3,250,274 A * 5/1966 Per Mathiesen B42F 17/02
402/503
D216,261 S * 12/1969 Hamilton D23/398
D252,903 S * 9/1979 Brien D6/407



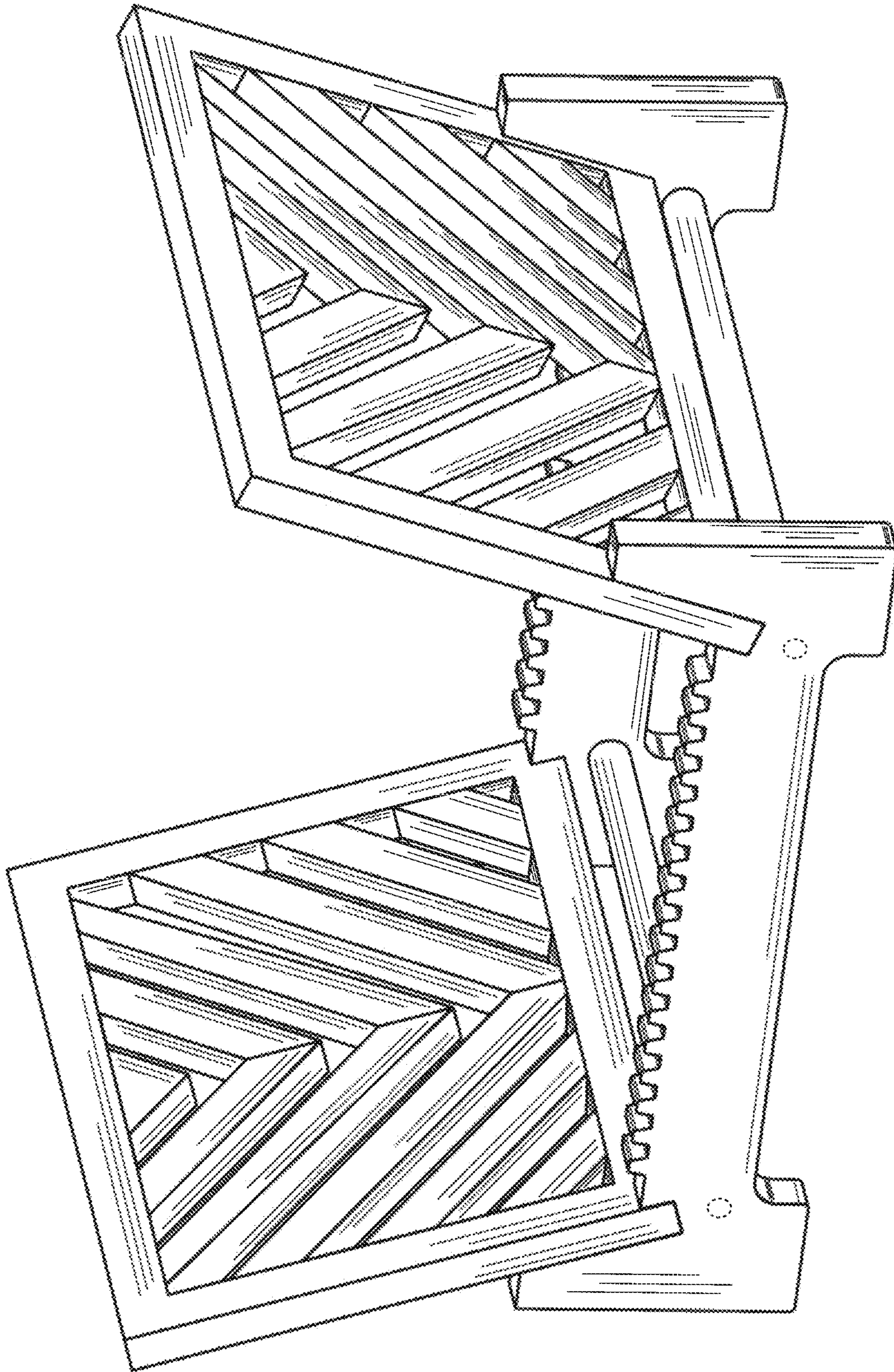


FIG.1




FIG. 2




FIG.3

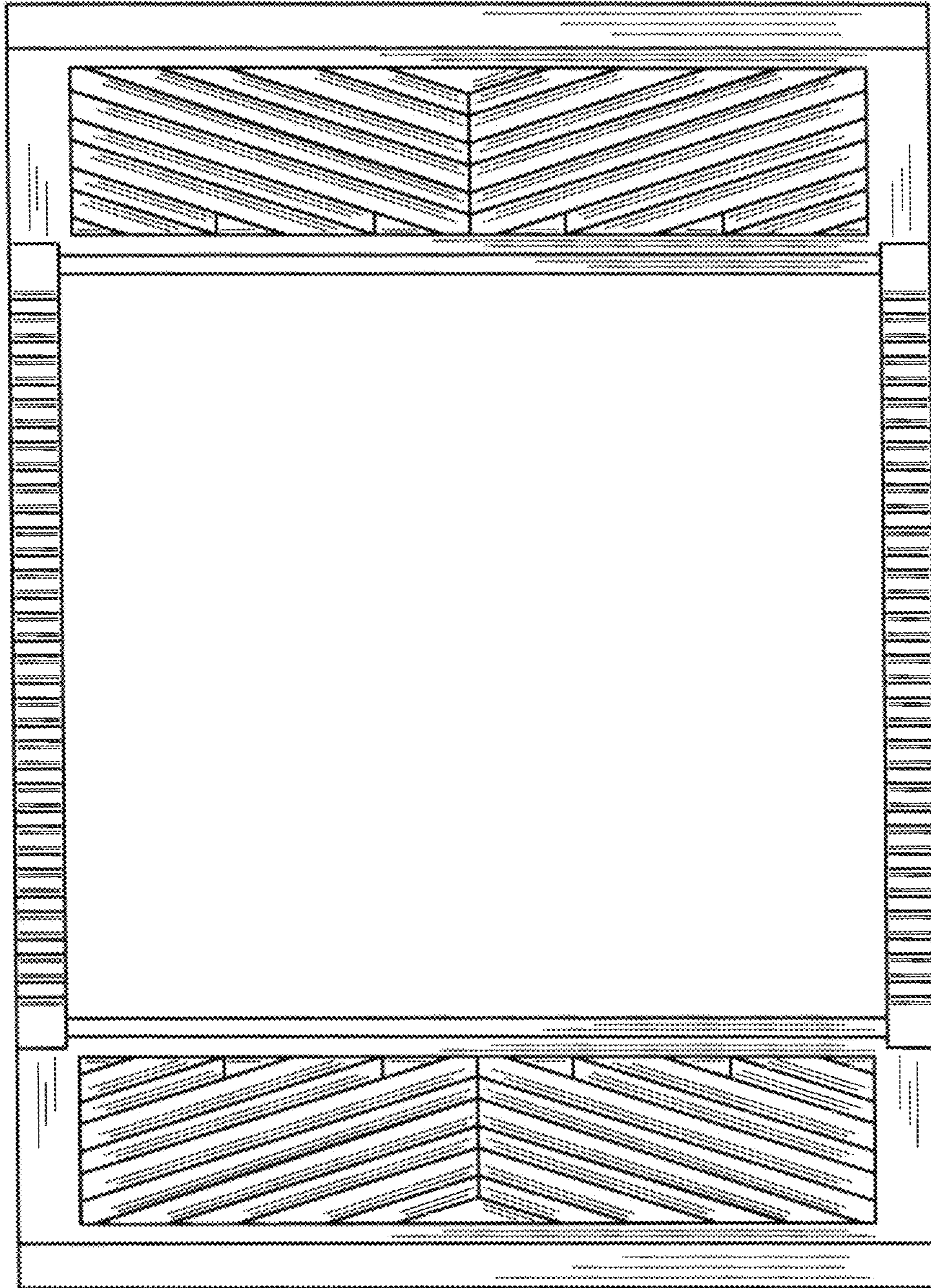


FIG.4




FIG. 5




FIG. 6




FIG. 7