



US00D961293S

(12) **United States Design Patent** (10) **Patent No.:** **US D961,293 S**  
**Yao** (45) **Date of Patent:** **\*\* Aug. 23, 2022**

(54) **FLOWER HOOK**  
(71) Applicant: **WanXin Yao**, Guangzhou (CN)  
(72) Inventor: **WanXin Yao**, Guangzhou (CN)  
(\*\*) Term: **15 Years**  
(21) Appl. No.: **29/755,468**  
(22) Filed: **Oct. 20, 2020**  
(51) **LOC (13) Cl.** ..... **08-08**  
(52) **U.S. Cl.**  
USPC ..... **D6/556**  
(58) **Field of Classification Search**  
USPC ..... D11/148; D30/124; D8/380, 363, 381,  
D8/373, 349, 351, 354, 365, 367, 369;  
D6/579, 580, 367, 325, 327, 556, 553,  
D6/306, 320, 323, 562, 572; D26/138;  
108/152, 108; 312/408, 404; 248/27.8,  
248/339, 300, 298.1, 250, 247, 301,  
248/297.21, 304, 243  
CPC .... A47G 7/047; A47G 7/044; A47G 25/0607;  
A47G 29/00; A47H 2023/003; A01G  
9/128; F21S 4/20  
See application file for complete search history.

(56) **References Cited**  
U.S. PATENT DOCUMENTS  
D3,310 S \* 1/1869 Gorman ..... D8/381  
D3,312 S \* 1/1869 Gorman ..... D8/381  
D5,704 S \* 3/1872 Ottner ..... D8/381  
353,991 A \* 12/1886 Taylor ..... A47B 96/027  
248/250

438,280 A \* 10/1890 Wright ..... A47B 96/061  
211/90.01  
D23,730 S \* 10/1894 Gavin ..... D8/381  
D23,873 S \* 12/1894 Gavin ..... D8/381  
D251,944 S \* 5/1979 Chasen ..... D6/556  
D553,966 S \* 10/2007 Triay ..... D8/380  
D561,571 S \* 2/2008 Houghland ..... D8/381  
D763,009 S \* 8/2016 Murphy ..... F16M 13/02  
D6/556  
2019/0343304 A1\* 11/2019 Murphy ..... A47G 7/045

**OTHER PUBLICATIONS**

Hanging Plant Bracket. APBFH (online) 10 pgs. Available Feb. 20, 2021. [Retrieved Mar. 9, 2022] <https://www.amazon.com/APBFH-Hanging-Decorative-Birdfeeder-Windchime/dp/B08K7B9G1B> (Year: 2021).\*

\* cited by examiner


*Primary Examiner* — Marie D. Fast Horse  
*Assistant Examiner* — Jennifer Sierra Yosinski

(57) **CLAIM**  
The ornamental design for a flower hook, as shown and described.

**DESCRIPTION**

FIG. 1 is a front elevational view of a flower hook showing my new design;  
FIG. 2 is a rear elevational view thereof;  
FIG. 3 is a left side elevational view thereof;  
FIG. 4. is a right side elevational view thereof;  
FIG. 5. is a top plan view thereof; and,  
FIG. 6 is a bottom plan view thereof.

**1 Claim, 6 Drawing Sheets**






FIG.1




FIG.2




FIG.3

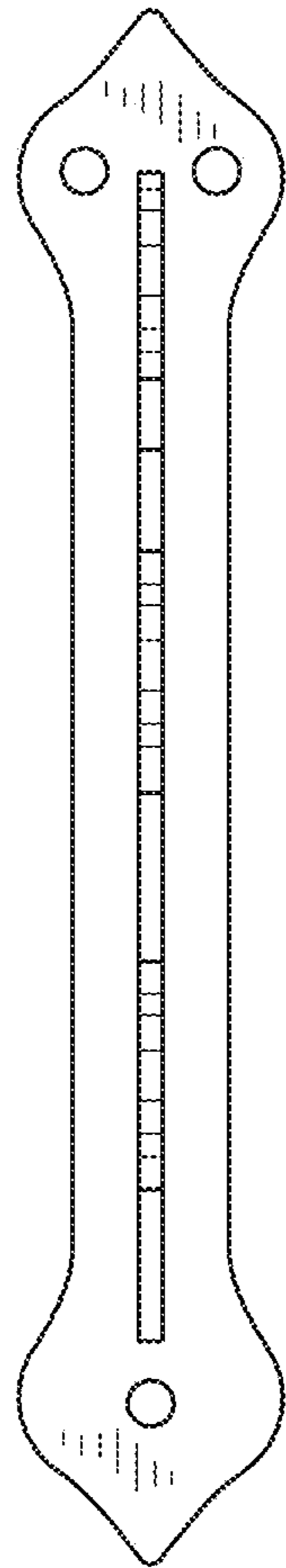


FIG.4

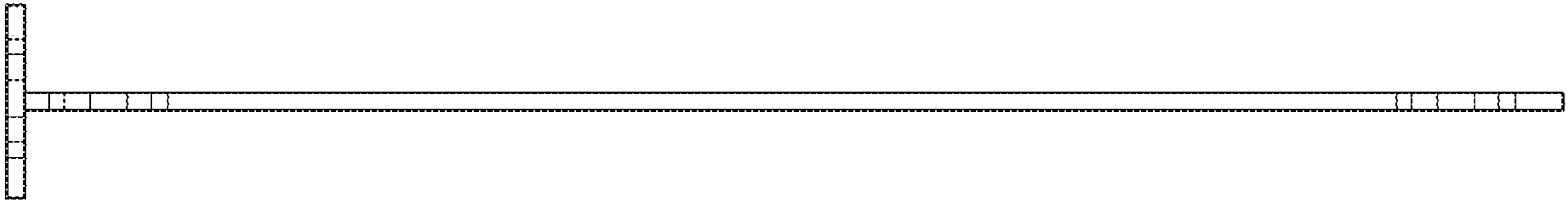


FIG.5

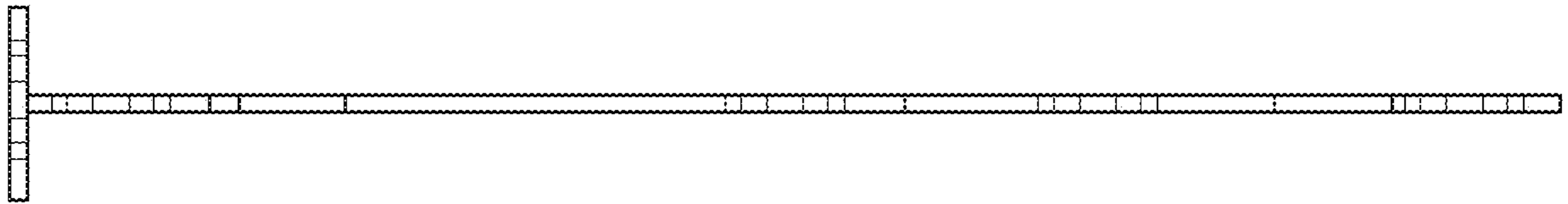


FIG.6