US00D961276S

(12) United States Design Patent
Ferragamo

(10) **Patent No.: US D961,276 S**
(45) **Date of Patent: ** Aug. 23, 2022**

(54) **SHEET MATERIAL**

(71) Applicant: **Salvatore Ferragamo S.p.A.**, Florence (IT)

(72) Inventor: **Vivia Ferragamo**, Florence (IT)

(73) Assignee: **SALVATORE FERRAGAMO S.P.A.**, Florence (IT)

(**) Term: **15 Years**

(21) Appl. No.: **29/749,162**

(22) Filed: **Sep. 3, 2020**

(30) **Foreign Application Priority Data**

Mar. 4, 2020 (EM) 007732227

(51) **LOC (13) Cl.** **05-05**

(52) **U.S. Cl.**
USPC **D5/59**

(58) **Field of Classification Search**
USPC D5/1, 2, 3, 4, 7, 27, 29, 30, 43, 44, 45, D5/47, 51, 53, 54, 55, 56, 57, 58, 59, 60, D5/61, 62, 63, 64, 65, 99; D6/592, 575, D6/601, 602, 608, 610, 613, 621, 622; D19/1, 5; D20/25, 28, 31; D21/333; D25/138, 149, 151; D32/40
CPC B44F 3/00; B44F 7/00; D02G 3/22; D03D 3/00; D03D 9/00; D06N 7/00; D21H 5/02
See application file for complete search history.

(56) **References Cited**

U.S. PATENT DOCUMENTS

D37,412	S	*	4/1905	Austin	D5/59
D78,481	S	*	5/1929	Ritter	D5/59
D87,250	S	*	6/1932	Benson	D19/5
D124,342	S	*	12/1940	Sherman	D5/60
D161,106	S	*	12/1950	Hirsch	D5/47
D232,596	S	*	8/1974	Krusinski	D5/59
D400,360	S	*	11/1998	De Sole	D5/23
D489,904	S	*	5/2004	Lee	D5/30
D506,617	S	*	6/2005	Della Valle	D5/59
D509,666	S	*	9/2005	Delaney	D5/59
D565,202	S	*	3/2008	Hansen	D25/138
D590,158	S	*	4/2009	Rushworth	D5/59
D608,546	S	*	1/2010	Dicker	D5/59
D622,065	S	*	8/2010	Kaer	D5/61
D629,210	S	*	12/2010	Hong	D5/59
D629,622	S	*	12/2010	Hong	D5/59
D676,670	S	*	2/2013	Lee	D5/58
D766,597	S	*	9/2016	Vissman	D24/209
D831,977	S	*	10/2018	Lin	D5/47
D886,466	S	*	6/2020	McCaw	D5/4

OTHER PUBLICATIONS

ShopStyle, date unknown, found on Jun. 9, 2022 at https://www.shopstyle.com/g/women/salvatore-ferragamo/logo-wool-scarf/878654564?imageId=1594a3f400c4a1ac263ae16fab6f86ca (Year: 2022).*

* cited by examiner

Primary Examiner — Karen S Acker
(74) *Attorney, Agent, or Firm* — Lucas & Mercanti, LLP

(57) **CLAIM**

The ornamental design for a sheet material, as shown and described.

DESCRIPTION

FIG. **1** is a front view of a sheet material according to the design; and,
FIG. **2** is an enlarged detail view of area **2** circumscribed within FIG. **1**.
The broken line perimeter of the drawing depicts the boundaries of the claim and forms no part thereof. The dot dash dot broken lines within FIG. **1** and around FIG. **2** denote the boundaries of the detail area and form no part of the claimed design.

1 Claim, 2 Drawing Sheets





FIG.1



FIG.2