

US00D961271S

(12) **United States Design Patent** (10) **Patent No.:** **US D961,271 S**
Li (45) **Date of Patent:** **** Aug. 23, 2022**

(54) **TOOTHBRUSH**
(71) Applicant: **Zongyuan Li**, Guangdong (CN)
(72) Inventor: **Zongyuan Li**, Guangdong (CN)
(**) Term: **15 Years**
(21) Appl. No.: **29/750,073**
(22) Filed: **Sep. 11, 2020**

D401,418 S *	11/1998	Vrignaud	D4/106
D691,379 S *	10/2013	Gunjian	D4/131
D773,826 S *	12/2016	Veres	D4/120
D775,838 S *	1/2017	Laws	D4/105
D844,332 S *	4/2019	Park	D4/120
D861,353 S *	10/2019	Dericco	D4/108
D862,089 S *	10/2019	Dericco	D4/105
D917,892 S *	5/2021	Pawluskiewicz	D4/138
D925,919 S *	7/2021	Li	D4/105
D925,920 S *	7/2021	Li	D4/105
D931,618 S *	9/2021	DeRicco	D4/110

* cited by examiner

(30) **Foreign Application Priority Data**

May 20, 2020 (CN) 202030233288.3

(51) **LOC (13) Cl.** **04-01**

(52) **U.S. Cl.**
USPC **D4/120**

(58) **Field of Classification Search**
USPC D4/120, 110, 105, 108, 138, 131, 106;
D28/7
CPC A46B 5/02
See application file for complete search history.

(56) **References Cited**

U.S. PATENT DOCUMENTS

5,465,449 A *	11/1995	Lewkowicz	A46B 5/02	15/106
D367,204 S *	2/1996	Hook	D28/7	

Primary Examiner — Rhea Shields

(57) **CLAIM**

The ornamental design for a toothbrush, as shown.

DESCRIPTION

FIG. 1 is a front elevational view of a toothbrush showing my new design;

FIG. 2 is a rear elevational view thereof;

FIG. 3 is a left side view thereof;

FIG. 4 is a right side view thereof;

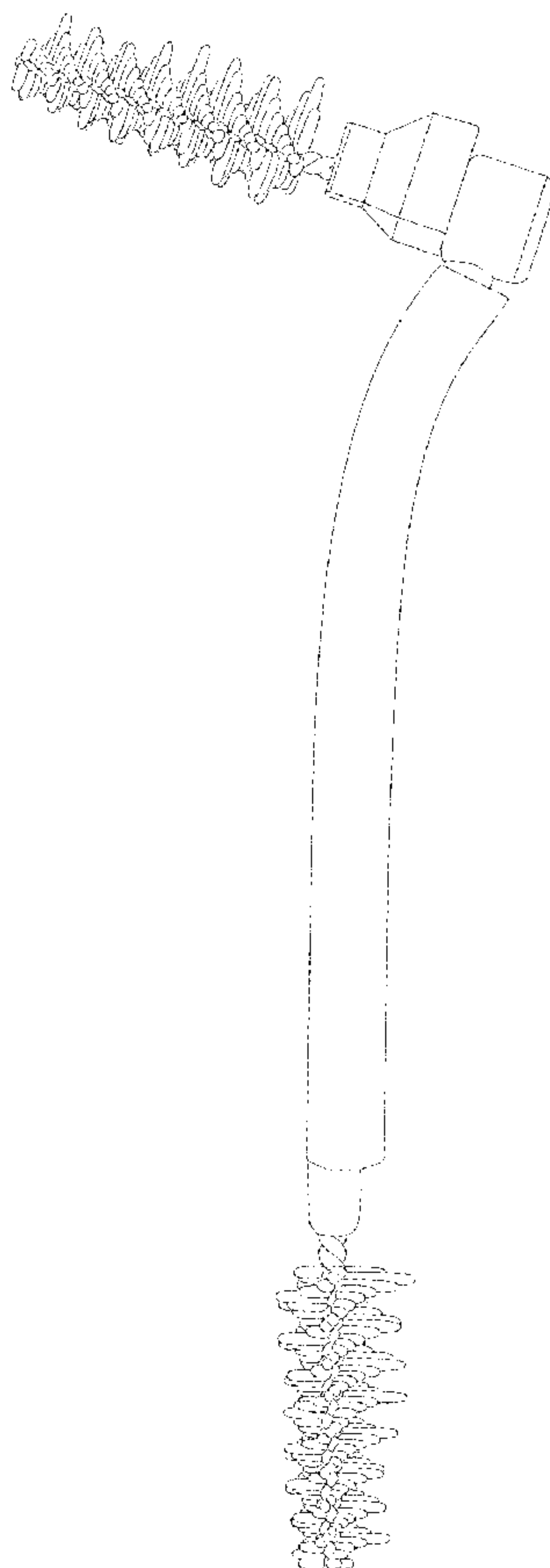
FIG. 5 is a top plan view thereof;

FIG. 6 is a bottom plan view thereof;

FIG. 7 is a perspective view thereof; and,

FIG. 8 is another perspective view thereof.

1 Claim, 7 Drawing Sheets



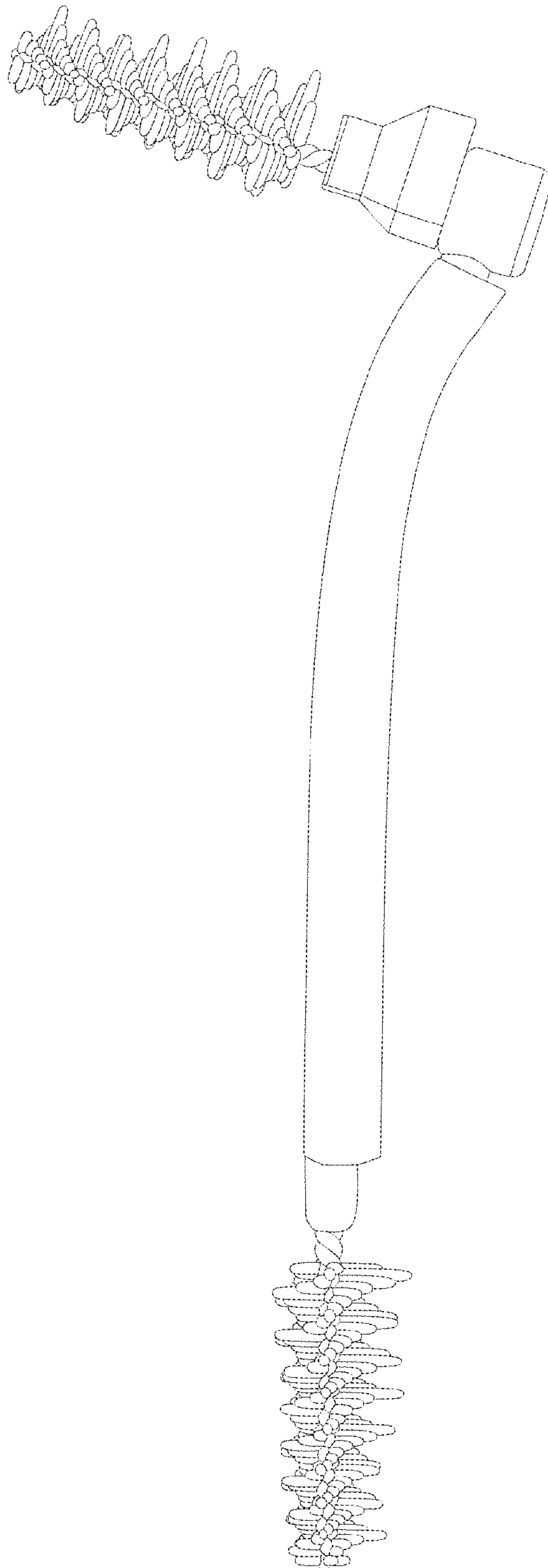


FIG. 1

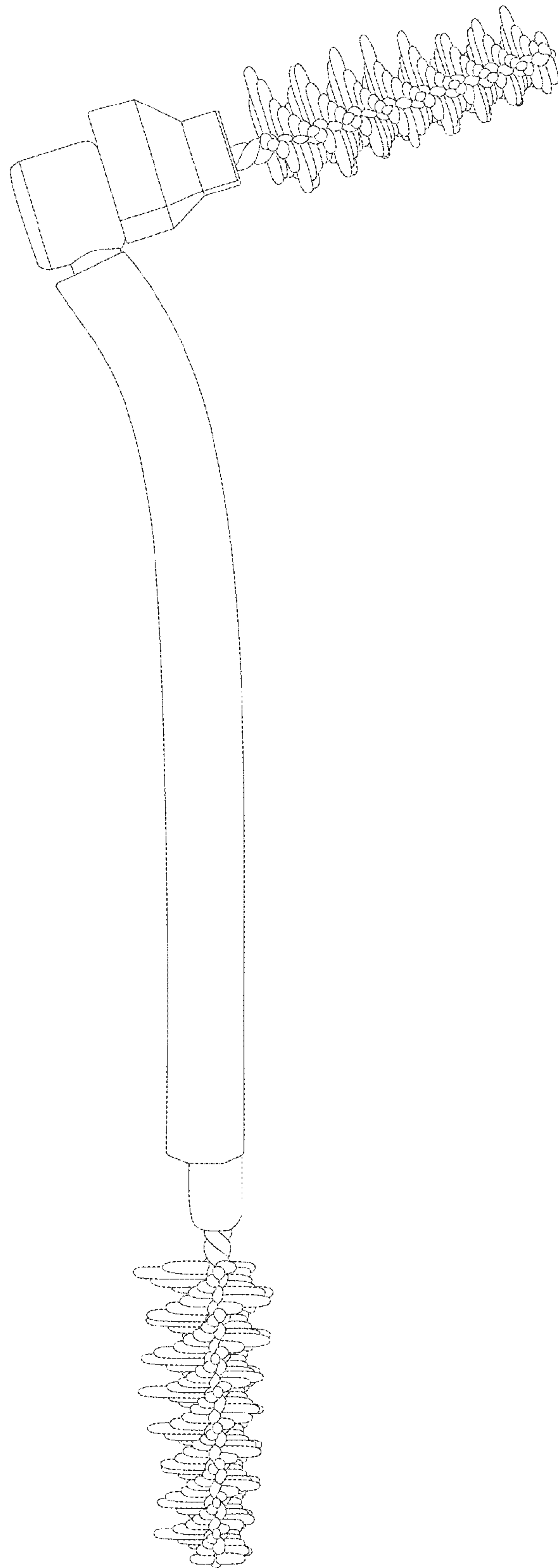


FIG. 2

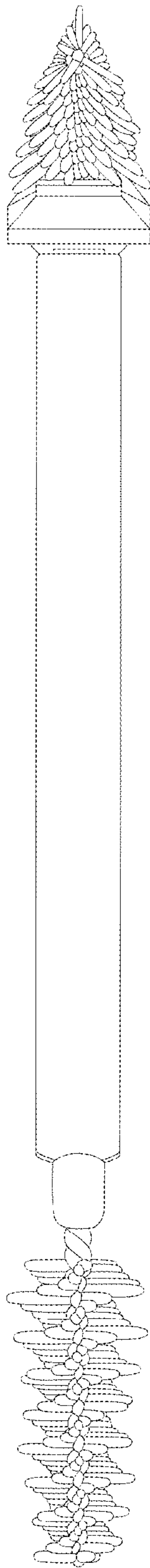


FIG. 3

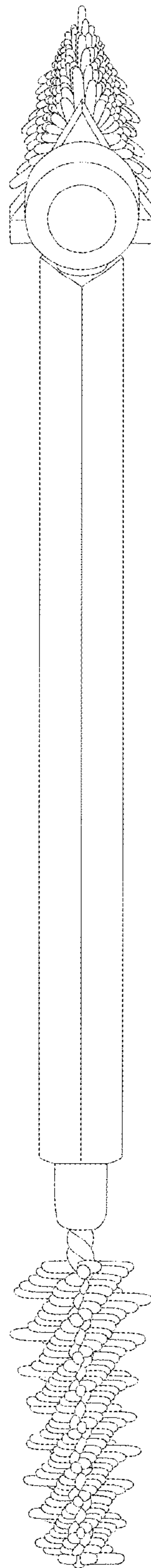


FIG. 4

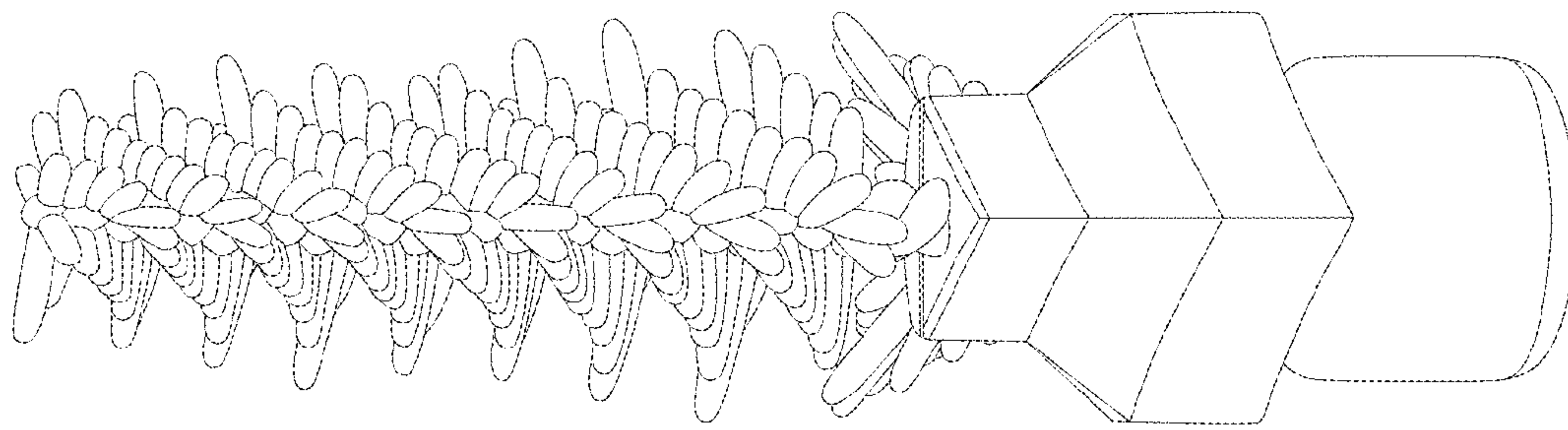


FIG. 5

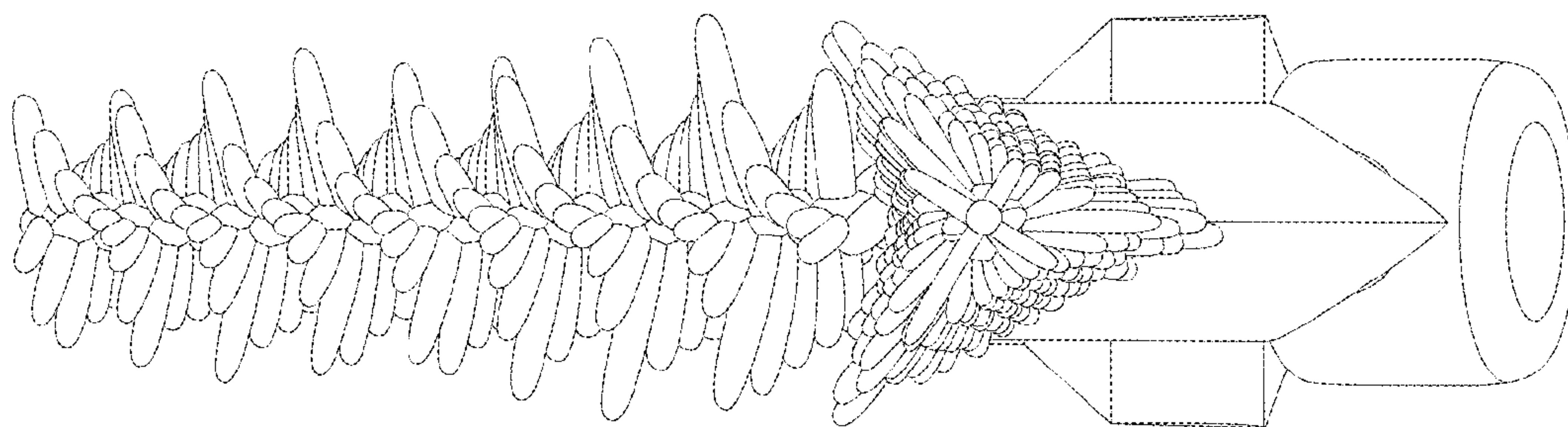


FIG. 6



FIG. 7




FIG. 8