



US00D961267S

(12) **United States Design Patent** (10) **Patent No.:** **US D961,267 S**
Ji et al. (45) **Date of Patent:** **** Aug. 23, 2022**

(54) **ORAL CARE IMPLEMENT HANDLE**

(71) Applicant: **Colgate-Palmolive Company**, New York, NY (US)
(72) Inventors: **Yanmei Ji**, Jiangsu (CN); **Xiangji Ding**, YangZhou (CN); **Al Aquanza Sprosta**, Maplewood, NJ (US); **Eduardo Jimenez**, Manalapan, NJ (US)
(73) Assignee: **Colgate-Palmolive Company**, New York, NY (US)
(**) Term: **15 Years**

(21) Appl. No.: **29/763,316**
(22) Filed: **Dec. 22, 2020**
(51) **LOC (13) Cl.** **04-02**
(52) **U.S. Cl.**
USPC **D4/101**
(58) **Field of Classification Search**
USPC D4/100-138, 199; D24/176, 181, 152
CPC A46B 2200/1066; A46B 2200/1073; A46B 2200/1086; A46B 2200/3093; A46B 5/0095; A46B 13/023; A46B 9/04; A61C 17/16; A61C 17/222
See application file for complete search history.

(56) **References Cited**

U.S. PATENT DOCUMENTS

3,369,265 A 2/1968 Halberstadt et al.
4,827,550 A 5/1989 Graham et al.
5,365,627 A 11/1994 Jousson et al.
6,161,244 A 12/2000 Jeannet et al.
6,785,926 B2 9/2004 Green
D724,845 S 3/2015 Yoshida et al.

(Continued)

FOREIGN PATENT DOCUMENTS

CH 391652 5/1965
CN 304364633 S 11/2017

(Continued)

OTHER PUBLICATIONS

International Search Report and Written Opinion of the International Searching Authority in International Application No. PCT/CN2019/120512, dated Aug. 28, 2020.

(Continued)

Primary Examiner — Cynthia Ramirez
Assistant Examiner — Tamara L Hahn


(57) **CLAIM**

The ornamental design for an oral care implement handle, as shown and described.

DESCRIPTION

FIG. 1 is a front perspective view of an oral care implement handle according to a first embodiment of the new design; FIG. 2 is a rear perspective view thereof; FIG. 3 is a front view thereof; FIG. 4 is a rear view thereof; FIG. 5 is a left side view thereof; FIG. 6 is a right side view thereof; FIG. 7 is an enlarged top view thereof; FIG. 8 is an enlarged bottom view thereof; FIG. 9 is a front perspective view of an oral care implement handle according to a second embodiment of the new design; FIG. 10 is a rear perspective view thereof; FIG. 11 is a front view thereof; FIG. 12 is a rear view thereof; FIG. 13 is a left side view thereof; FIG. 14 is a right side view thereof; FIG. 15 is an enlarged top view thereof; and, FIG. 16 is an enlarged bottom view thereof. The broken lines illustrate portions of the oral care implement handle that form no part of the claimed design.

1 Claim, 8 Drawing Sheets



(56)

References Cited

U.S. PATENT DOCUMENTS

9,168,117	B2	10/2015	Yoshida et al.	
D749,851	S *	2/2016	Watkins	D4/101
D762,986	S	8/2016	May et al.	
D769,626	S	10/2016	Bloch et al.	
9,775,693	B2	10/2017	Fattori	
D844,995	S *	4/2019	Wong	D4/101
D853,732	S	7/2019	Wainless et al.	
D869,855	S *	12/2019	Khayat	D4/101
10,603,147	B2	3/2020	Bloch et al.	
10,603,150	B2	3/2020	Bloch et al.	
D886,459	S *	6/2020	Yuan	D4/101
D888,435	S *	6/2020	Damavandi	D4/101
10,667,892	B2	6/2020	Bartschi et al.	
D890,296	S *	7/2020	Chandler	D24/176
10,709,533	B2	7/2020	Bloch et al.	
10,792,136	B2	10/2020	May et al.	
D907,924	S *	1/2021	Wong	D4/101
D912,988	S *	3/2021	Langhammer	D4/101
D922,775	S *	6/2021	Albay	D4/101
2019/0231063	A1	8/2019	May et al.	

FOREIGN PATENT DOCUMENTS

CN	108471869	8/2018
CN	304861872 S	10/2018
CN	109907851	6/2019

CN	110025390	7/2019
CN	305299010 S	8/2019
CN	305410234 S	10/2019
CN	305429205 S	11/2019
DE	202010013214 U1	3/2011
FR	2325335	6/1982
FR	2476994	2/1984
GB	914844	1/1963
JP	H60112926	7/1985
JP	H06-042661	11/1994
JP	H08-299372	11/1996
JP	H09-019445	1/1997
JP	H10-023928	1/1998
JP	2005-296515	10/2005
JP	2011-139844	7/2011
JP	2011-143057	7/2011
WO	2014/093059	6/2014
WO	2018/098211	5/2018

OTHER PUBLICATIONS

Taiwan Patent Office (TIPO) Search Report dated Nov. 29, 2020 issued in TW Patent Appln. No. 109302517; pp. 1-2, including English translation.

Taiwan Patent Office (TIPO) Search Report dated Nov. 29, 2020 issued in TW Patent Appln. No. 109302518; pp. 1-2, including English translation.

* cited by examiner




FIG. 1




FIG. 2




FIG. 3




FIG. 4




FIG. 5

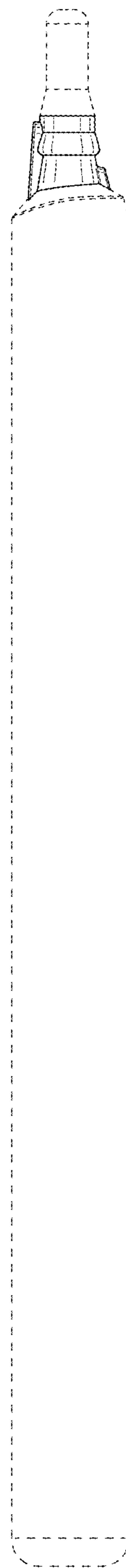


FIG. 6

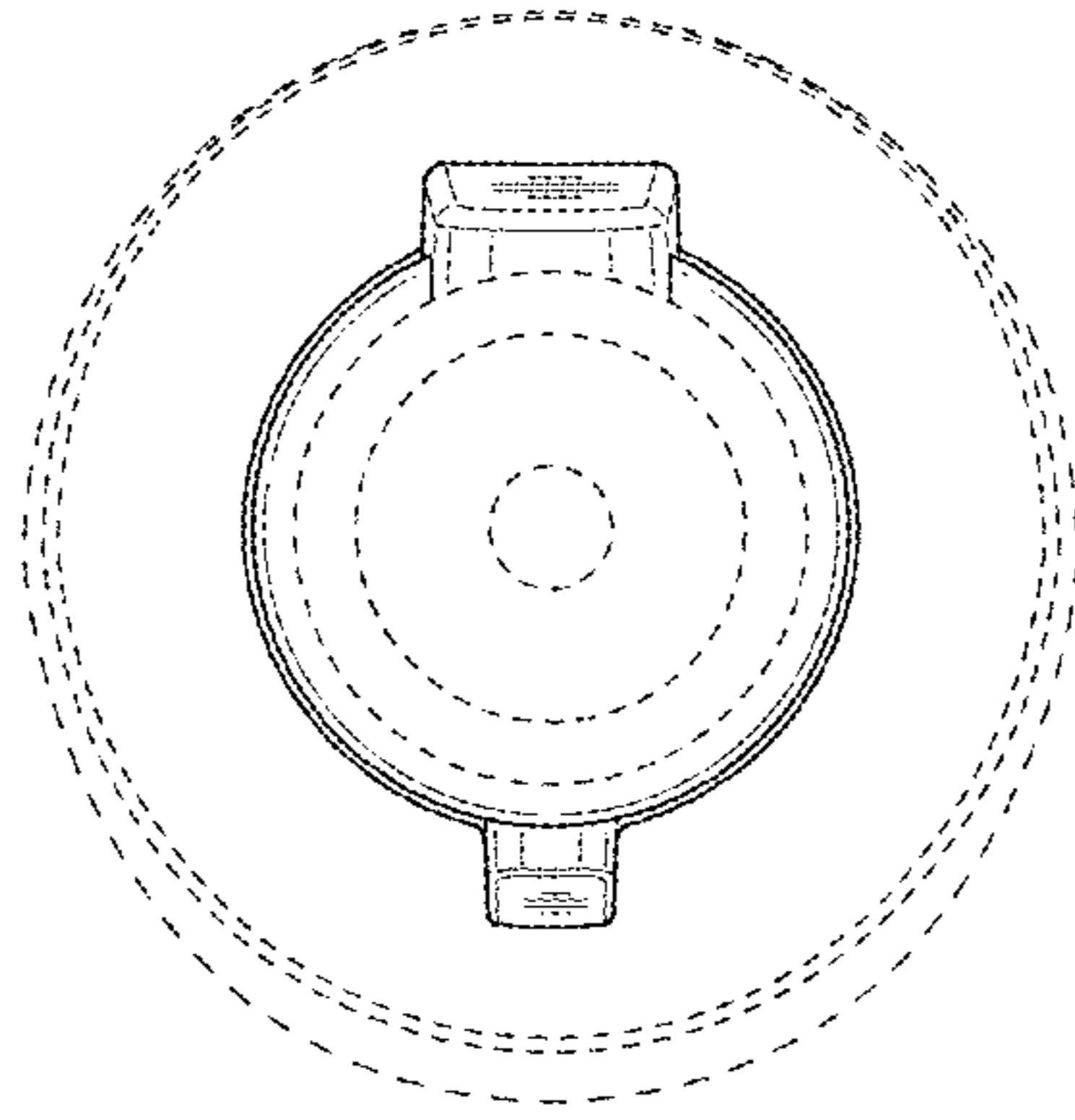


FIG. 7

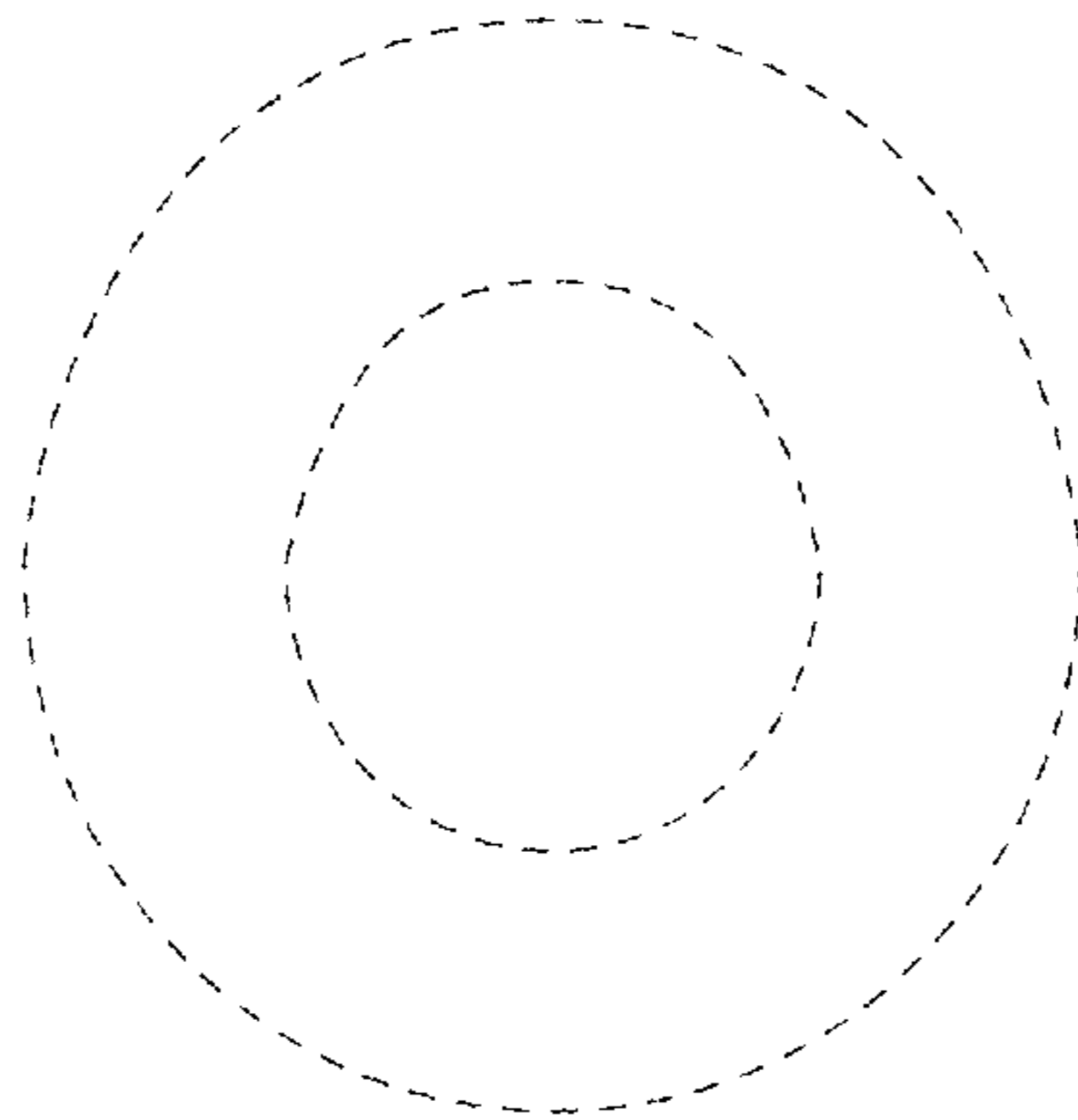


FIG. 8




FIG. 9




FIG. 10




FIG. 11



FIG. 12



FIG. 13




FIG. 14

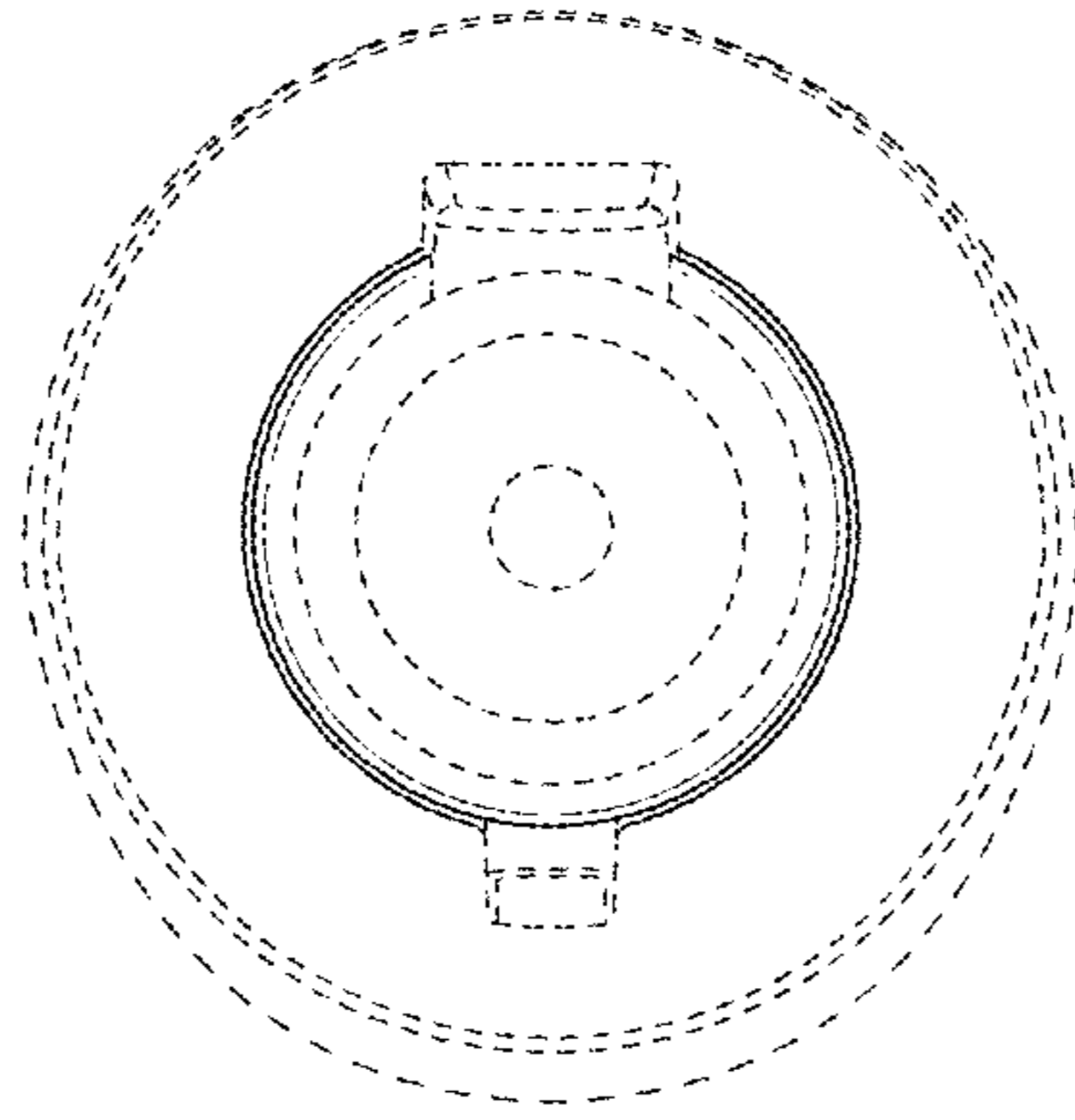


FIG. 15

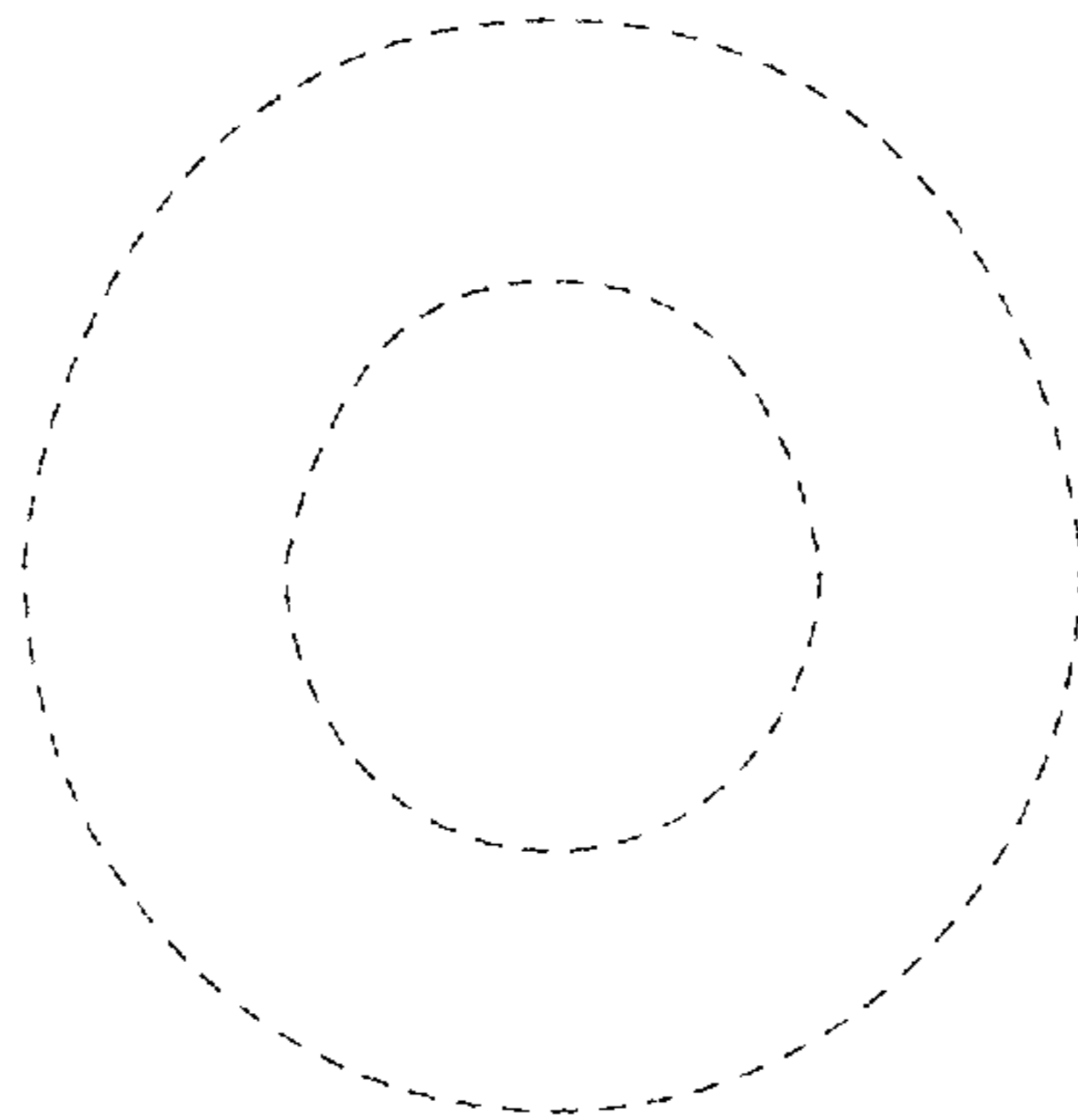


FIG. 16