



US00D961244S

(12) **United States Design Patent** (10) **Patent No.:** **US D961,244 S**
Huang (45) **Date of Patent:** **** Aug. 23, 2022**

(54) **UMBRELLA HANDLE**
(71) Applicant: **Baoheng Huang, Jinjiang (CN)**
(72) Inventor: **Baoheng Huang, Jinjiang (CN)**
(**) Term: **15 Years**

D778,915 S * 2/2017 Skelton D14/435.1
D822,591 S * 7/2018 Wu D13/103
D828,008 S 9/2018 Headley et al.
D844,557 S * 4/2019 Wang D13/103
D851,386 S * 6/2019 Wang D3/5
D870,659 S * 12/2019 Liao D13/108
D874,721 S * 2/2020 Lai D13/103
D889,401 S * 7/2020 Li D13/103

(Continued)

(21) Appl. No.: **29/772,242**

(22) Filed: **Mar. 1, 2021**

(51) **LOC (13) Cl.** **03-03**

(52) **U.S. Cl.**
USPC **D3/12**

(58) **Field of Classification Search**
USPC D3/5, 6, 10, 12, 13; D13/103, 107, 108;
D14/435.1
CPC A45B 3/00; A45B 3/02; A45B 3/04; A45B
9/00; A45B 9/02; A45B 25/00; A45B
2025/003; A45B 2200/1018; A45B
2200/1081

See application file for complete search history.

(56) **References Cited**

U.S. PATENT DOCUMENTS

D342,378 S * 12/1993 Pedorella A45B 25/00
D342,827 S * 1/1994 Wurflingsdobler, Jr. D3/6
D347,319 S * 5/1994 Friedman D14/168
D532,372 S * 11/2006 Keating D13/108
D612,329 S * 3/2010 Guccione D13/108
D686,155 S * 7/2013 Nguyen D13/103
D722,956 S * 2/2015 Alima D13/103
D735,663 S * 8/2015 Miller D13/103
D744,059 S * 11/2015 Fan D22/117
D749,506 S * 2/2016 Morgan D13/108
D762,564 S * 8/2016 Patton D13/103
D763,788 S * 8/2016 Bakker D13/103
D768,068 S * 10/2016 Chen D13/103
D769,185 S * 10/2016 Lee D13/108
D773,173 S 12/2016 Headley et al.
D774,452 S * 12/2016 Rost D13/103
D778,828 S * 2/2017 Morgan D13/108

OTHER PUBLICATIONS

Flowing Water Folding Umbrella, amazon.com, <https://www.amazon.com/Umbrella-Protection-Charging-Protects-Sunshade/dp/B07ST5JTJ2?th=1> (Year: 2021).*

Primary Examiner — Steven J Czyz
(74) *Attorney, Agent, or Firm* — Georgi Korobanov

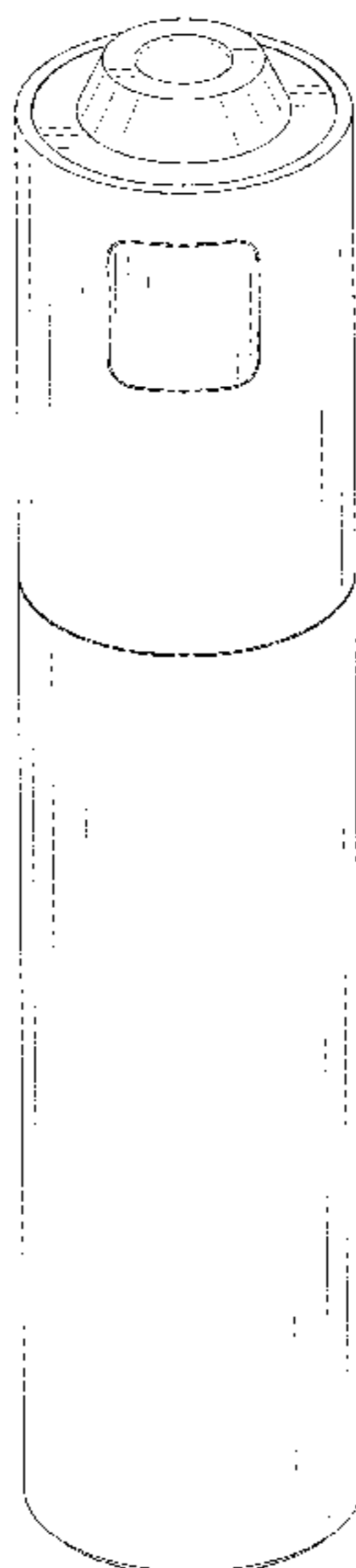
(57) **CLAIM**

The ornamental design for an umbrella handle, as shown and described.

DESCRIPTION

FIG. 1 is a perspective view of an umbrella handle showing my new design;
FIG. 2 is another perspective view thereof;
FIG. 3 is a front elevational view thereof;
FIG. 4 is a rear elevational view thereof;
FIG. 5 is a left side elevational view thereof;
FIG. 6 is a right side elevational view thereof;
FIG. 7 is a top plan view thereof;
FIG. 8 is a bottom plan view thereof; and,
FIG. 9 is a perspective view of the umbrella handle where the umbrella handle is in a configuration of use.
The broken lines in the drawings depict portions of the umbrella handle that form no part of the claimed design. The other broken lines showing an umbrella body in FIG. 9 are for the purpose of illustrating environment and form no part of the claimed design.

1 Claim, 9 Drawing Sheets



(56)

References Cited

U.S. PATENT DOCUMENTS

D907,572	S *	1/2021	Merrill	D13/103
D911,926	S *	3/2021	Li	D13/103
D926,120	S *	7/2021	Richard	D13/103
D926,160	S *	7/2021	Huang	D14/223
D941,751	S *	1/2022	Boris	D13/103
D942,967	S *	2/2022	Yan	D14/218
D943,511	S *	2/2022	Liu	D27/162
D943,512	S *	2/2022	Liu	D27/162
D949,094	S *	4/2022	Liu	D27/162
D951,180	S *	5/2022	Crowe	D13/103
2016/0360841	A1 *	12/2016	Ho	A45B 25/00
2017/0055651	A1 *	3/2017	Ho	H04W 4/80

* cited by examiner

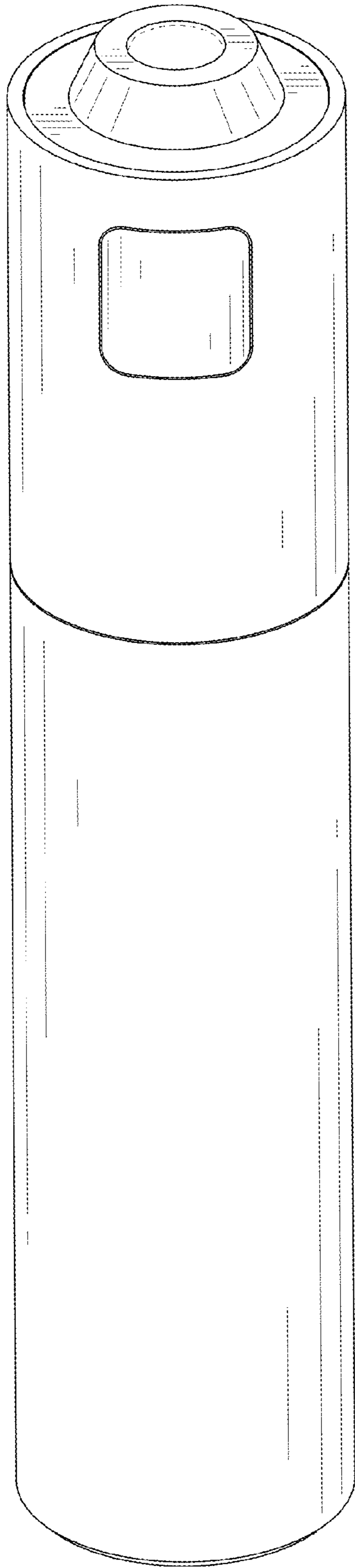


FIG. 1




FIG. 2




FIG. 3




FIG. 4




FIG. 5




FIG. 6

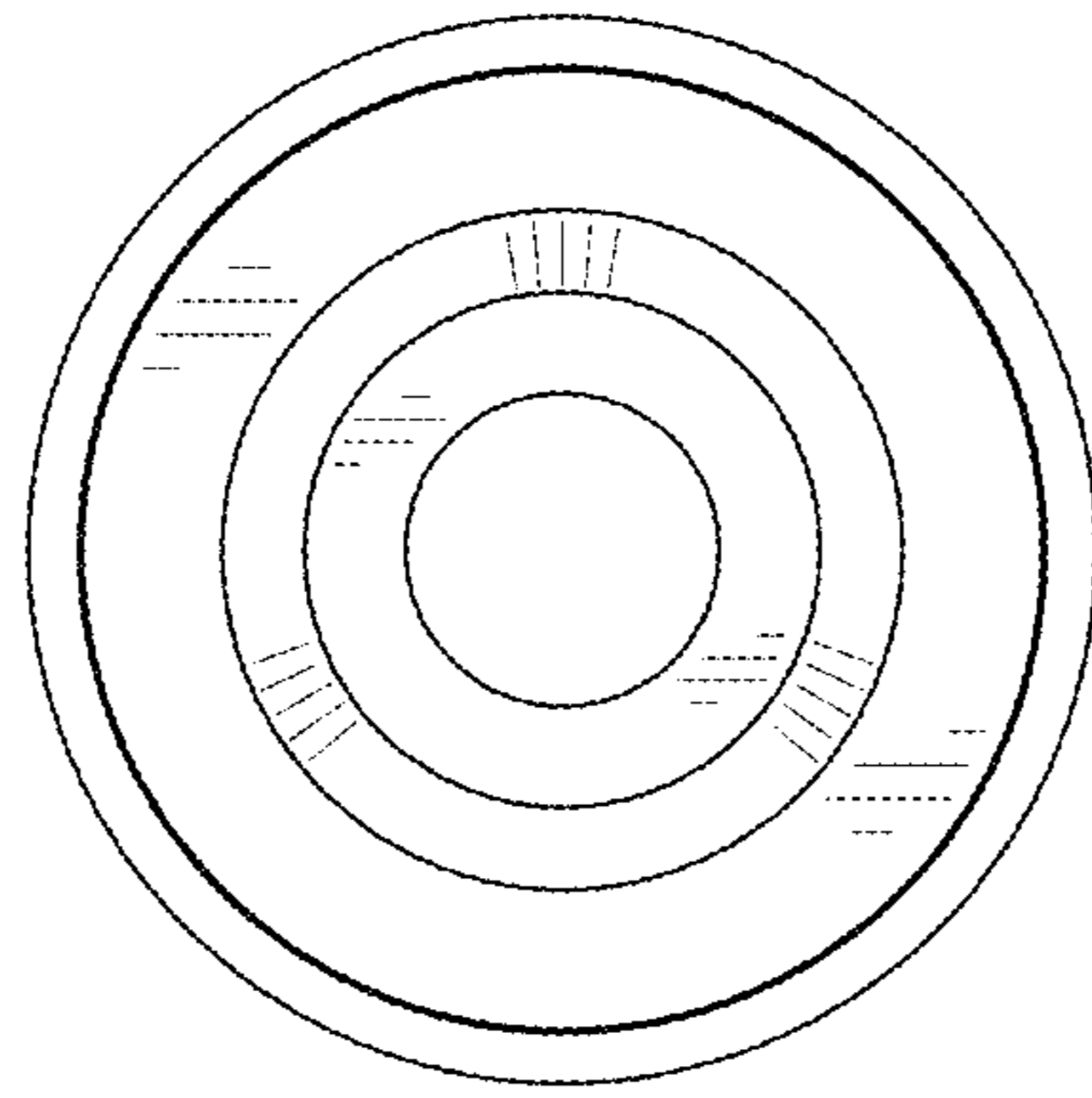


FIG. 7

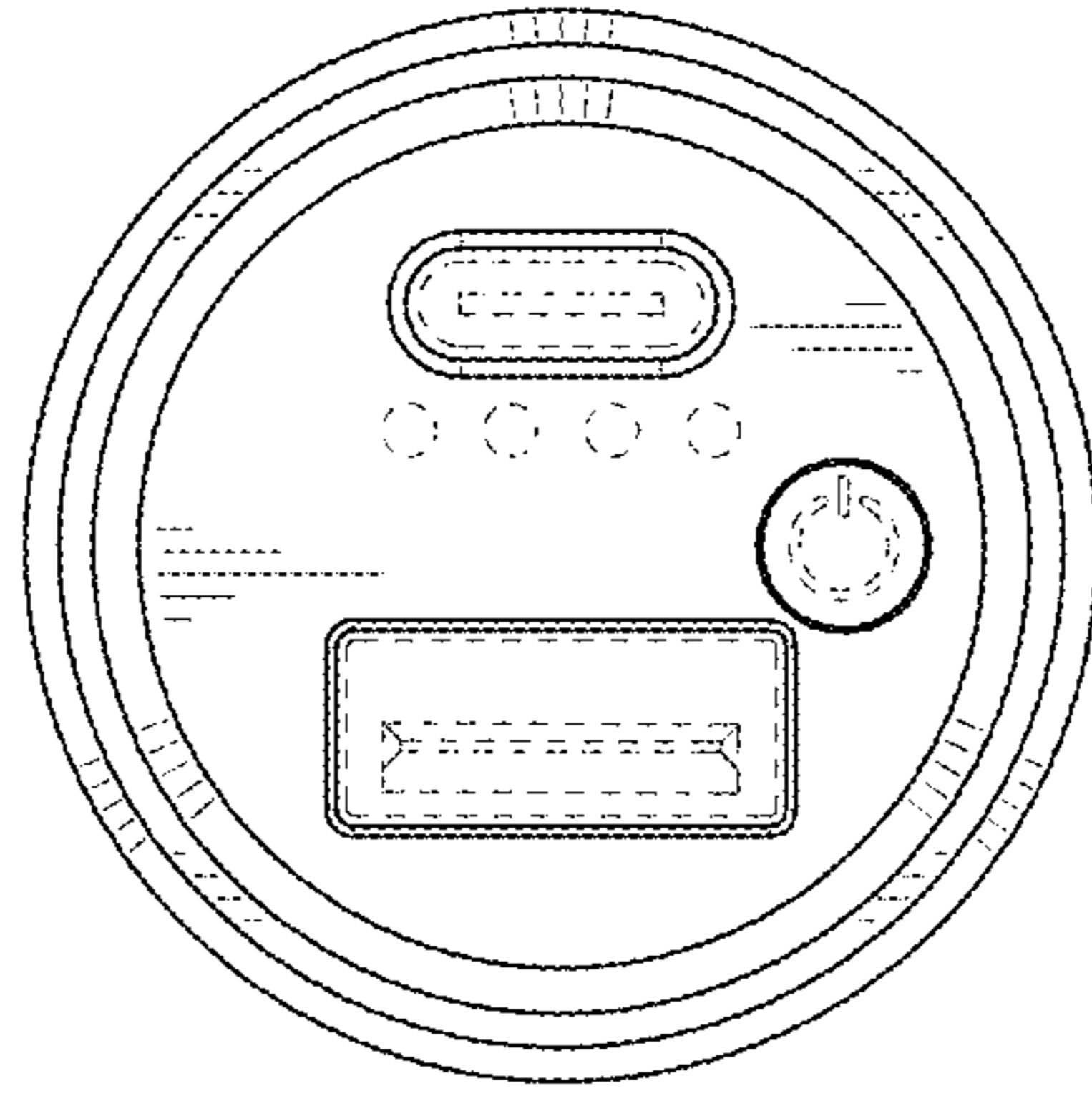


FIG. 8

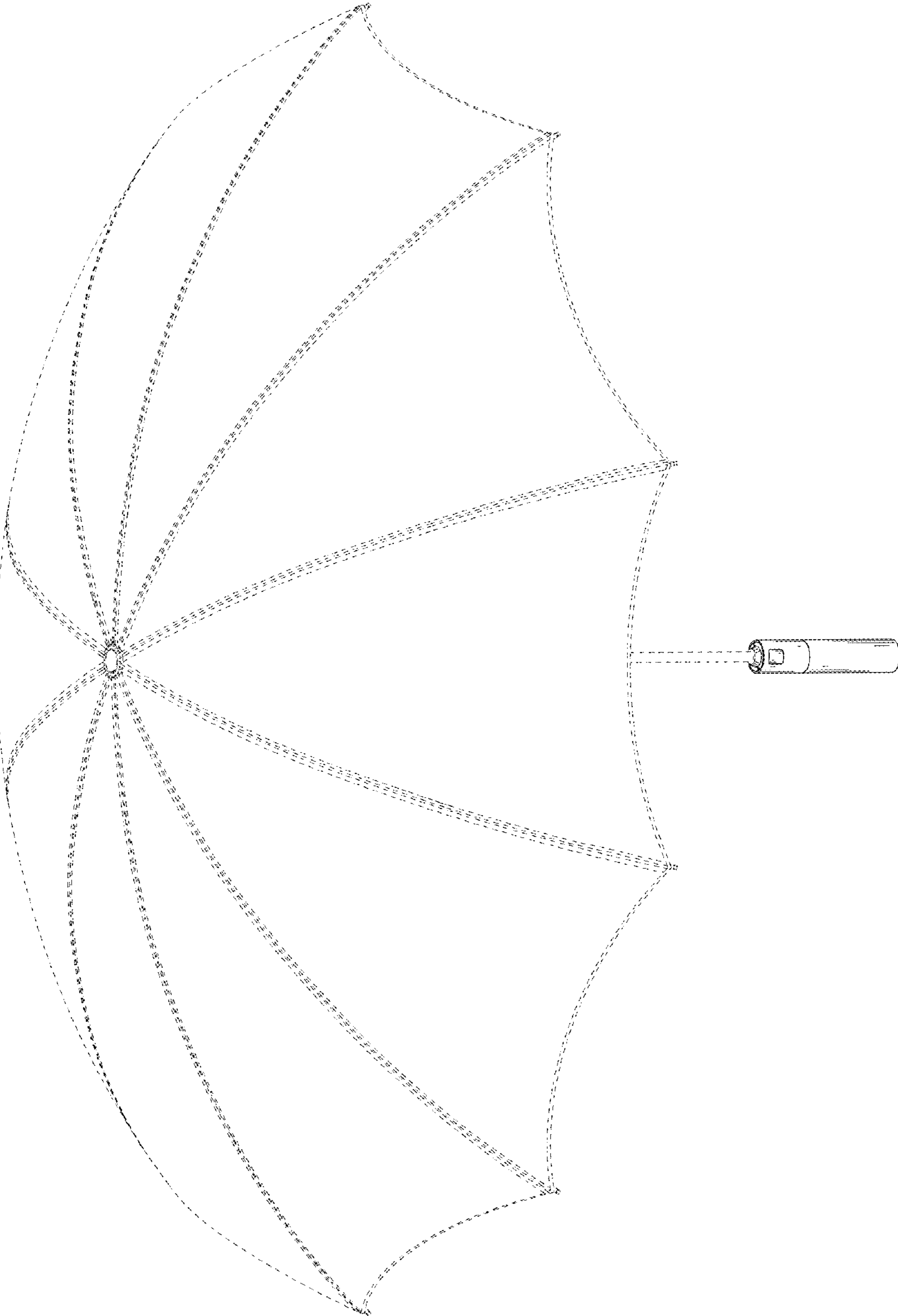


FIG. 9