



US00D961215S

(12) **United States Design Patent**
Qin et al.

(10) **Patent No.:** **US D961,215 S**

(45) **Date of Patent:** **** Aug. 23, 2022**

(54) **INSOLE**

(71) Applicants: **Zhuangli Qin**, Xiaogan (CN);
Zhengjun Lv, Yichang (CN)

(72) Inventors: **Zhuangli Qin**, Xiaogan (CN);
Zhengjun Lv, Yichang (CN)

(**) Term: **15 Years**

(21) Appl. No.: **29/752,774**

(22) Filed: **Sep. 29, 2020**

(51) **LOC (13) Cl.** **02-04**

(52) **U.S. Cl.**
USPC **D2/961**

(58) **Field of Classification Search**
USPC D2/915, 946, 947, 949, 950, 951, 954,
D2/961, 968, 976
CPC A43B 17/00; A43B 17/003; A43B 17/006;
A43B 17/02; A43B 17/023; A43B 17/03;
A43B 17/08; A43B 17/14; A43B 13/00;
A43B 13/02; A43B 13/04; A43B 13/12;
A43B 13/14; A43B 13/16; A43B 13/20;
A43B 13/24; A43B 13/38; A43B 13/40;
A43B 13/41; A43B 7/14; A43B 7/16;
A43B 7/144

See application file for complete search history.

(56) **References Cited**

U.S. PATENT DOCUMENTS

D332,003 S *	12/1992	Brown	D2/961
D582,641 S *	12/2008	Kielt	D2/946
D614,842 S *	5/2010	Vasyli	D2/961
D665,156 S *	8/2012	Smith	D2/961
D699,425 S *	2/2014	Coleman	D2/961
D701,028 S *	3/2014	Remington	D2/961
D712,129 S *	9/2014	Wakeland	D2/961
D801,662 S *	11/2017	Manolian	D2/961

D804,045 S *	11/2017	Epstein	D24/192
D889,801 S *	7/2020	Buck	D2/961
2003/0061739 A1 *	4/2003	Polifroni	A43B 7/1445 36/91
2009/0145003 A1 *	6/2009	Kim	A43B 7/141 36/44
2012/0210605 A1 *	8/2012	Riley	A43B 17/14 36/91
2017/0006961 A1 *	1/2017	Pedersen	A43B 7/24
2020/0390192 A1 *	12/2020	Culp	B32B 7/12

OTHER PUBLICATIONS

PCS sole ³/₄ Orthotic Shoe Inserts, announced May 17, 2019 [online], [site visited Jan. 25, 2022], Available from internet, URL: <https://www.amazon.com/Pcsoles-Orthotics-Supports-Fasciitis-Over-Pronation/dp/B07R4MWJ2M/> (Year: 2019).*

* cited by examiner

Primary Examiner — Elizabeth J Oswecki
Assistant Examiner — Yelizaveta Y Masalimova
(74) *Attorney, Agent, or Firm* — Rumit Ranjit Kanakia

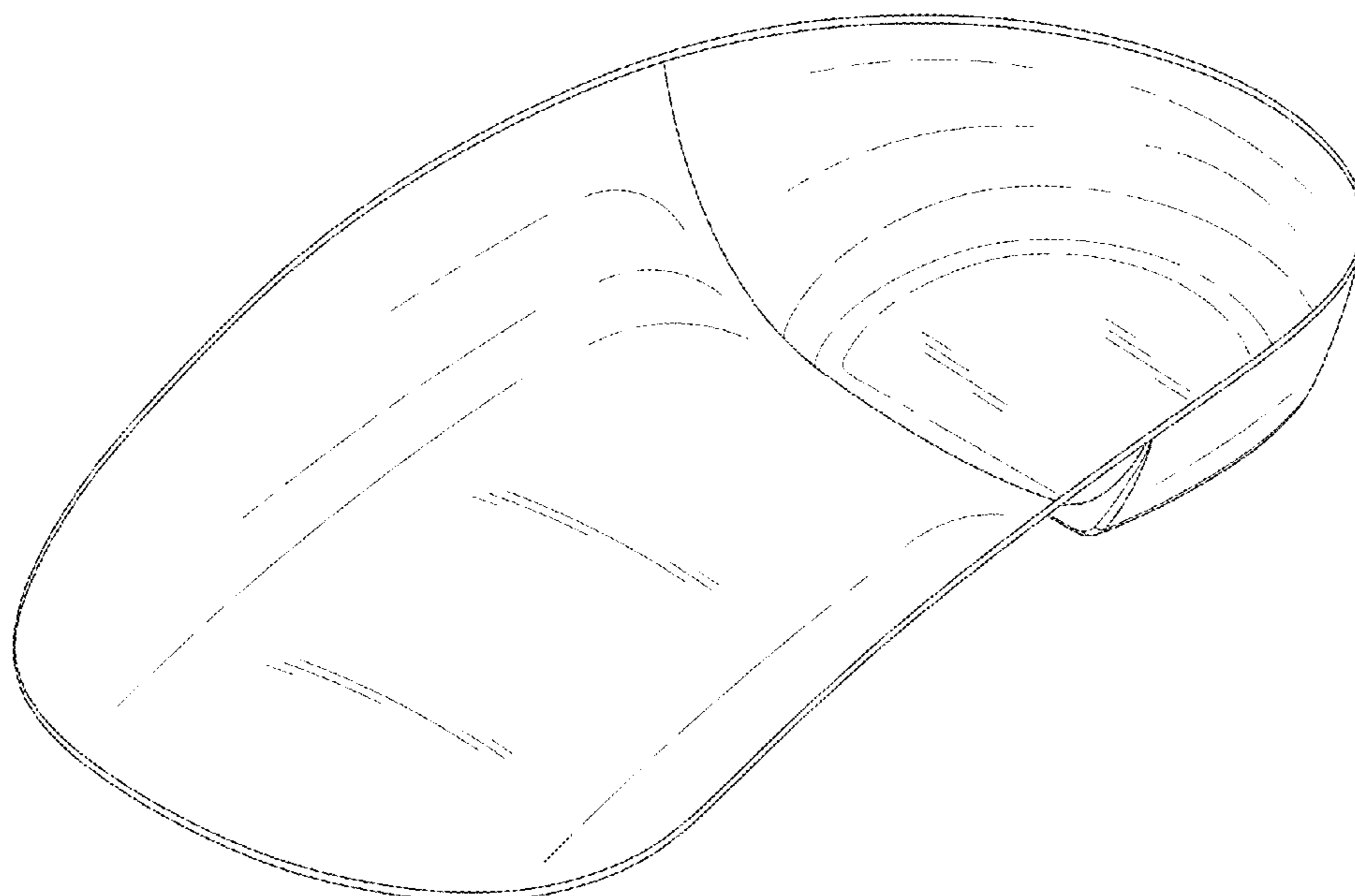
(57) **CLAIM**

The ornamental design for an insole, as shown and described.

DESCRIPTION

FIG. 1 is a perspective view of an insole showing our new design;
FIG. 2 is a front view thereof;
FIG. 3 is a back view thereof;
FIG. 4 is a right-side view thereof;
FIG. 5 is a left-side view thereof;
FIG. 6 is a top view thereof; and,
FIG. 7 is a bottom view thereof.

1 Claim, 6 Drawing Sheets



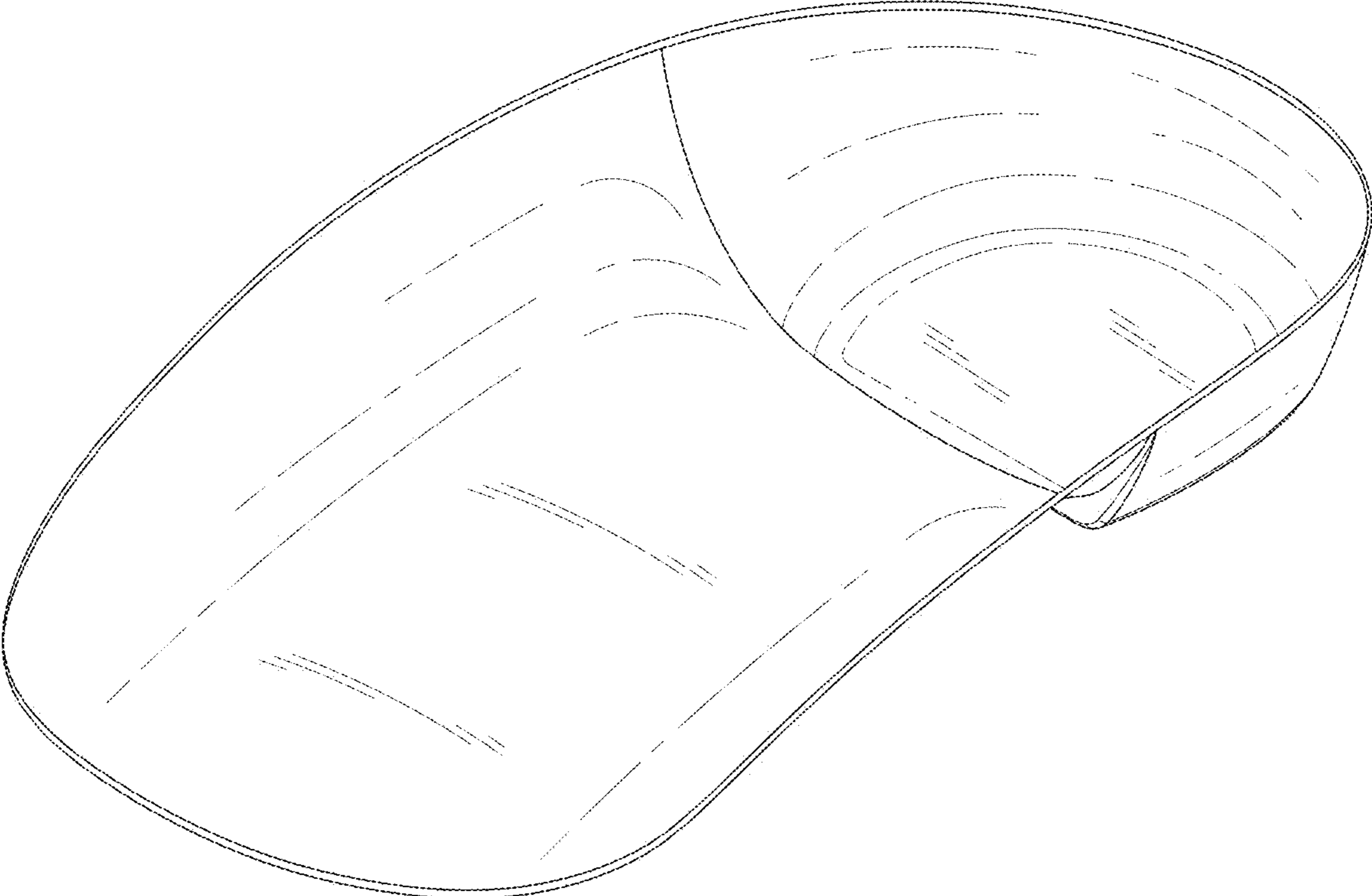


FIG. 1

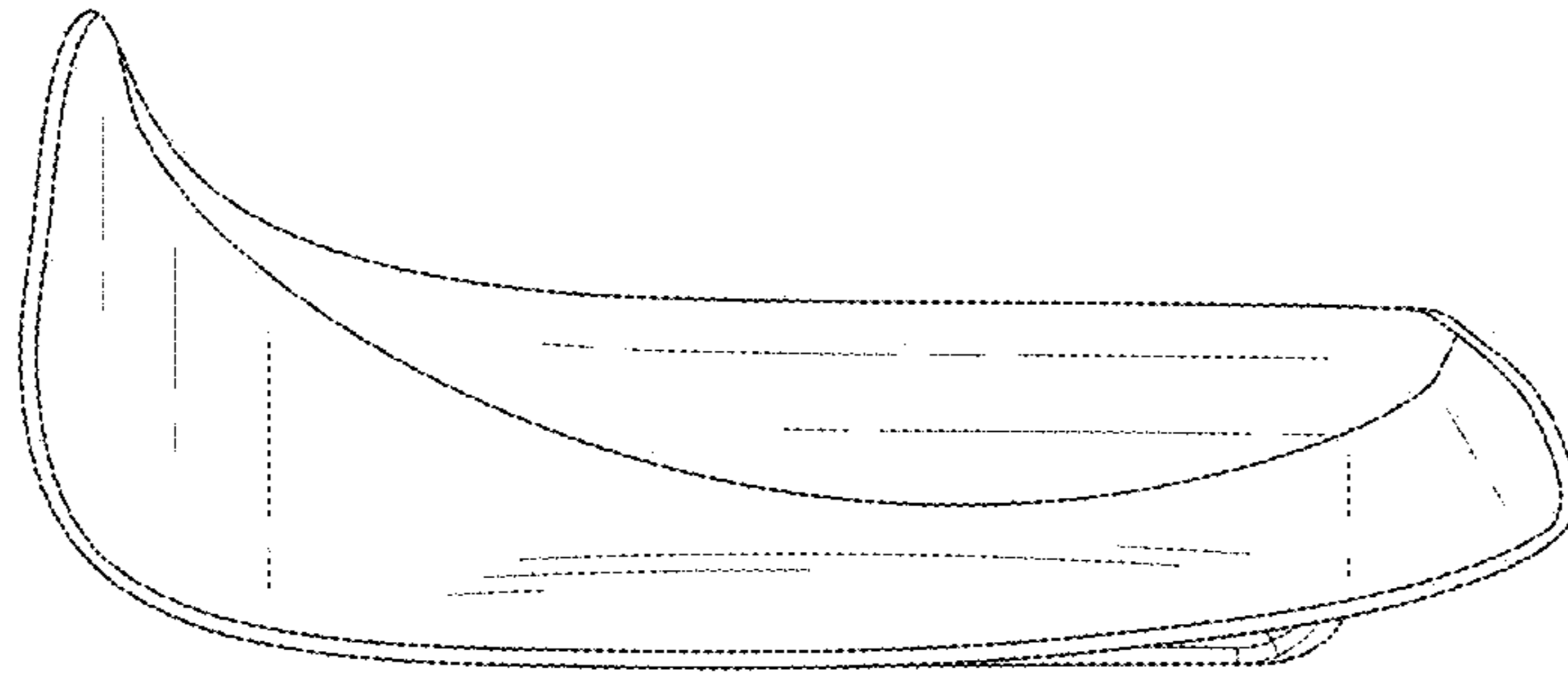


FIG. 2

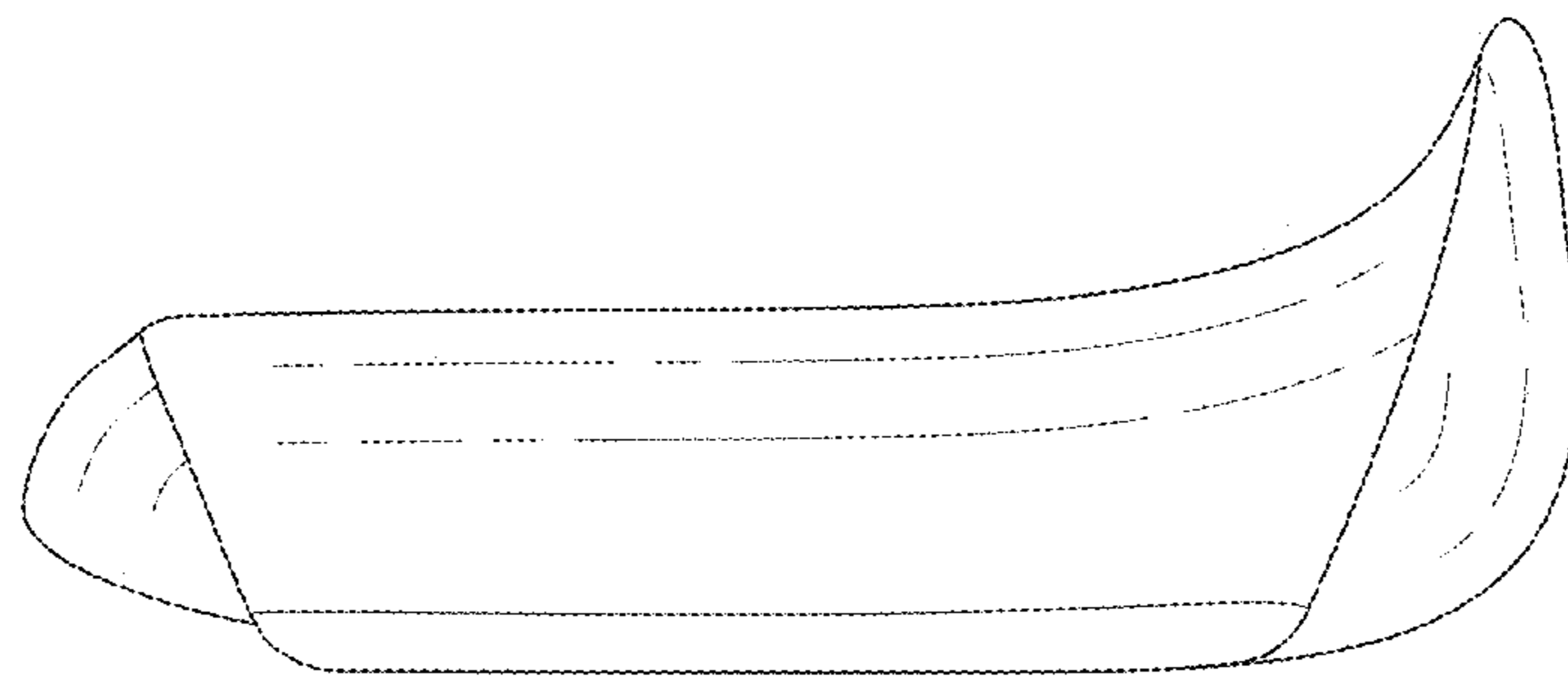


FIG. 3

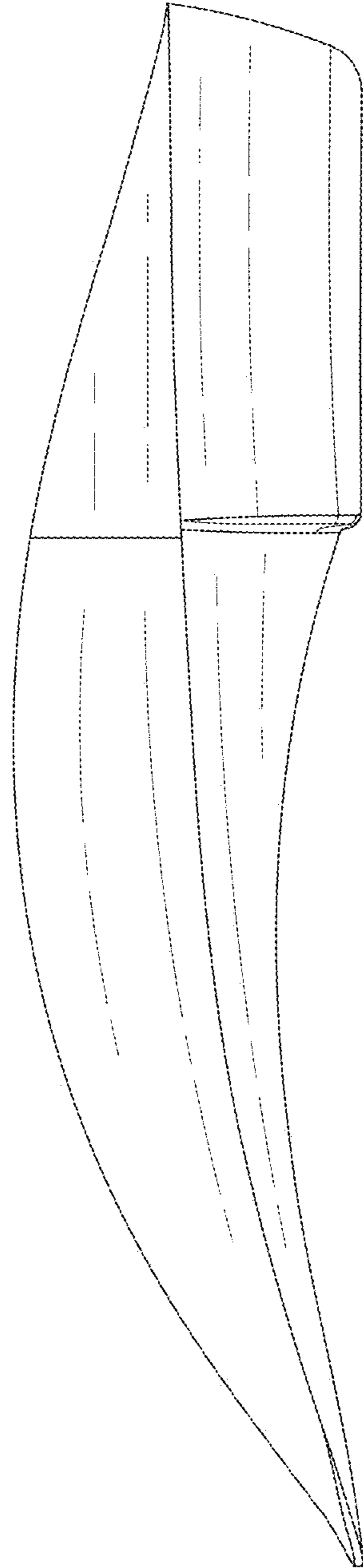


FIG. 4

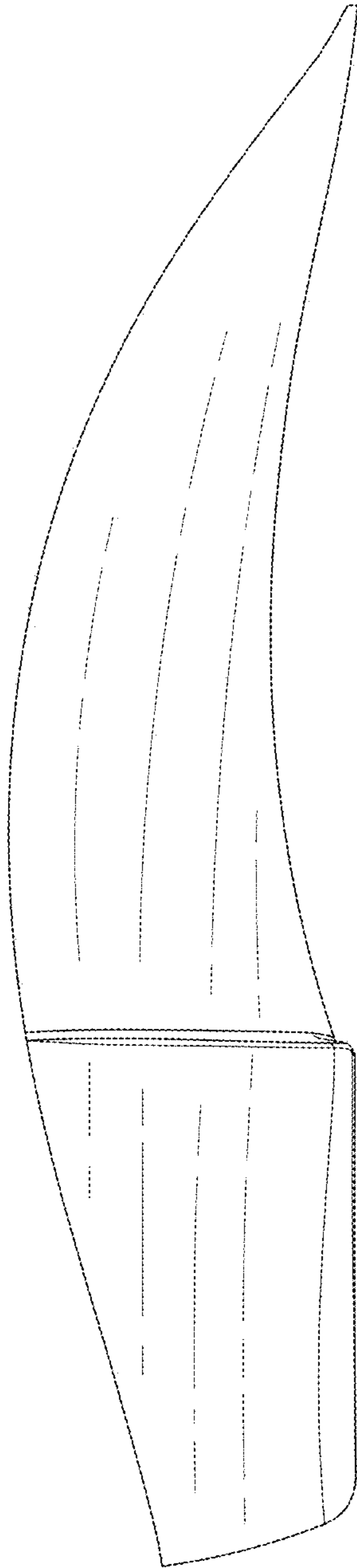


FIG. 5




FIG. 6




FIG. 7