



US00D961214S

(12) **United States Design Patent**
Qin et al.

(10) **Patent No.:** **US D961,214 S**

(45) **Date of Patent:** **** Aug. 23, 2022**

(54) **INSOLE**

(71) Applicants: **Zhuangli Qin**, Xiaogan (CN);
Zhengjun Lv, Yichang (CN)

(72) Inventors: **Zhuangli Qin**, Xiaogan (CN);
Zhengjun Lv, Yichang (CN)

(**) Term: **15 Years**

(21) Appl. No.: **29/752,771**

(22) Filed: **Sep. 29, 2020**

(51) **LOC (13) Cl.** **02-04**

(52) **U.S. Cl.**
USPC **D2/961**

(58) **Field of Classification Search**
USPC D2/915, 946, 947, 949, 950, 951, 954,
D2/961, 968, 976; D24/124-126, 189
CPC A43B 17/00; A43B 17/003; A43B 17/006;
A43B 17/02; A43B 17/023; A43B 17/03;
A43B 17/08; A43B 17/14; A43B 13/00;
A43B 13/02; A43B 13/04; A43B 13/12;
A43B 13/14; A43B 13/16; A43B 13/20;
A43B 13/24; A43B 13/38; A43B 13/40;
A43B 13/41; A43B 7/14; A43B 7/16;
A43B 7/144

See application file for complete search history.

(56) **References Cited**

U.S. PATENT DOCUMENTS

D489,521 S * 5/2004 Bacon D2/961
D552,838 S * 10/2007 Quinn D2/961
8,151,487 B2 * 4/2012 McLinden A43B 7/1425
36/43
D661,076 S * 6/2012 Appel D2/961
D697,292 S * 1/2014 Chang D2/947
D701,028 S * 3/2014 Remington D2/961

D738,600 S * 9/2015 Vasyli D2/951
D801,662 S * 11/2017 Manolian D2/961
2004/0025376 A1 * 2/2004 Grisoni A43B 7/223
36/44
2017/0006961 A1 * 1/2017 Pedersen A43B 7/24

OTHER PUBLICATIONS

PCS Sole ¾ Orthotics Shoe Insoles, announced May 17, 2019 [online], [site visited Jan. 25, 2022]. Available from internet, URL: <https://www.amazon.com/Pcsoles-Orthotics-Supports-Fasciitis-Over-Pronation/dp/B07R4MWJ2M/> (Year: 2019).*

* cited by examiner

Primary Examiner — Elizabeth J Oswecki

Assistant Examiner — Yelizaveta Y Masalimova

(74) *Attorney, Agent, or Firm* — Rumit Ranjit Kanakia

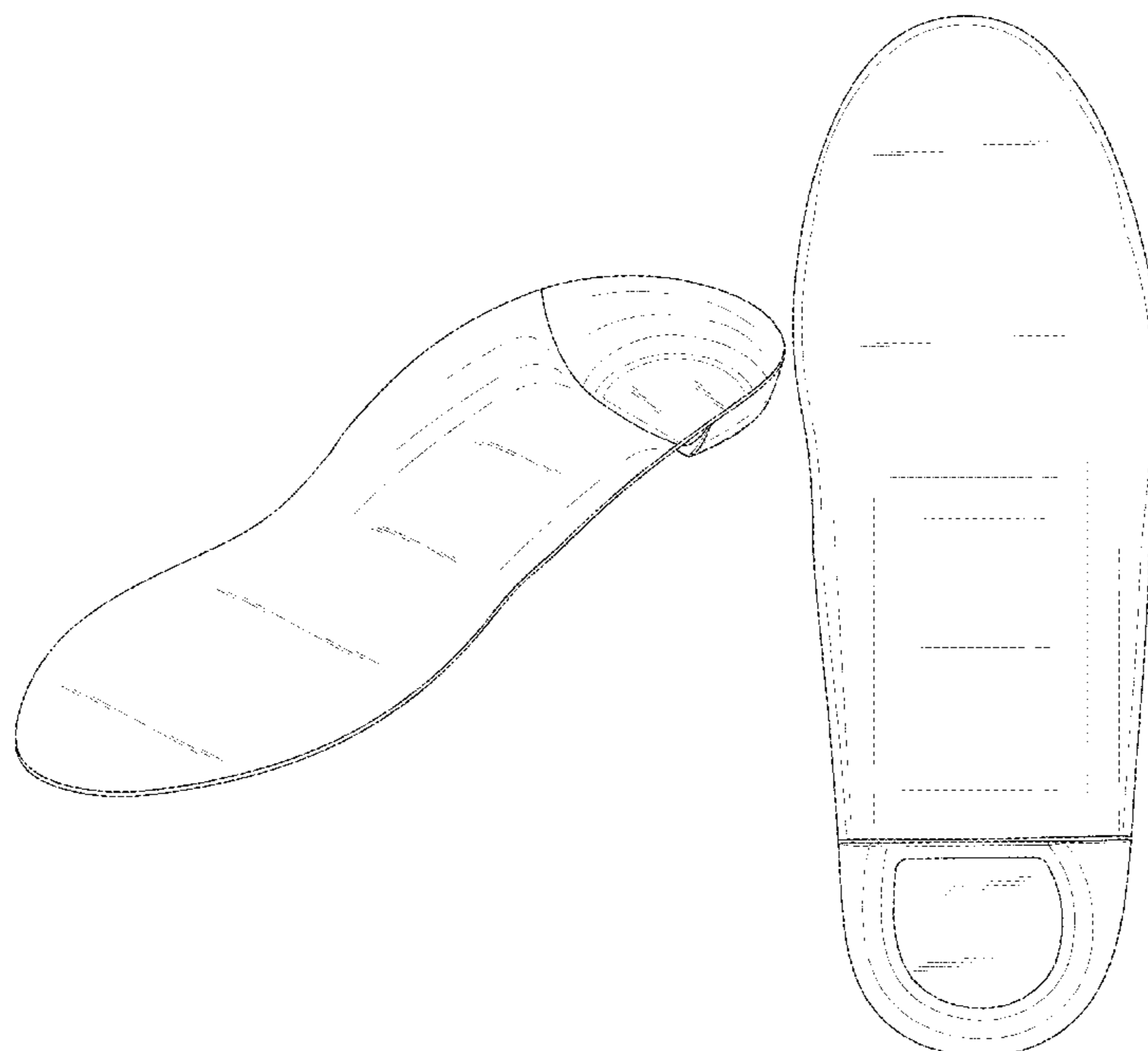
(57) **CLAIM**

The ornamental design for an insole, as shown and described.

DESCRIPTION

FIG. 1 is a perspective view of an insole showing our new design;
FIG. 2 is a front view thereof;
FIG. 3 is a back view thereof;
FIG. 4 is a right-side view thereof;
FIG. 5 is a left-side view thereof;
FIG. 6 is a top view thereof; and,
FIG. 7 is a bottom view thereof.

1 Claim, 6 Drawing Sheets



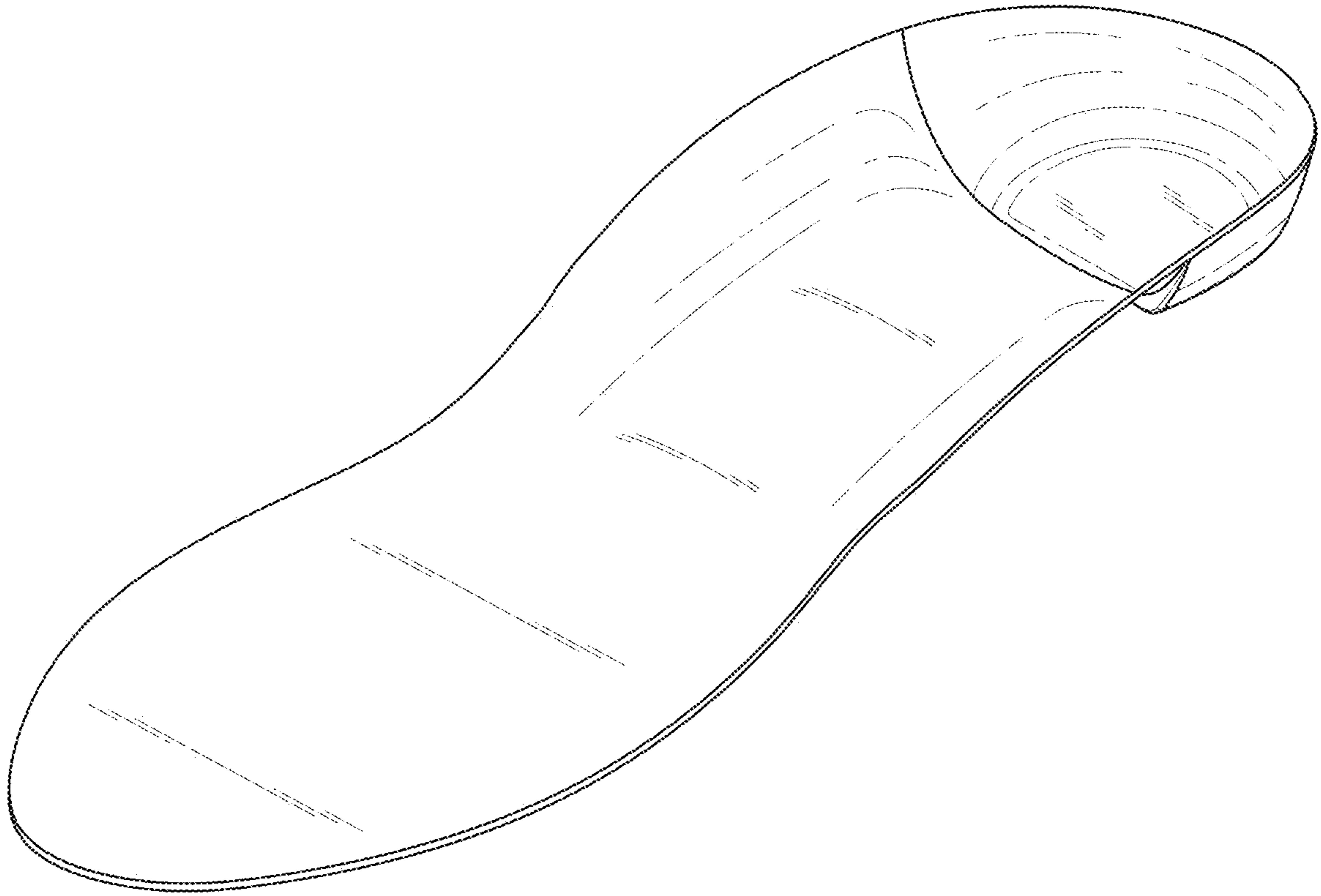


FIG. 1

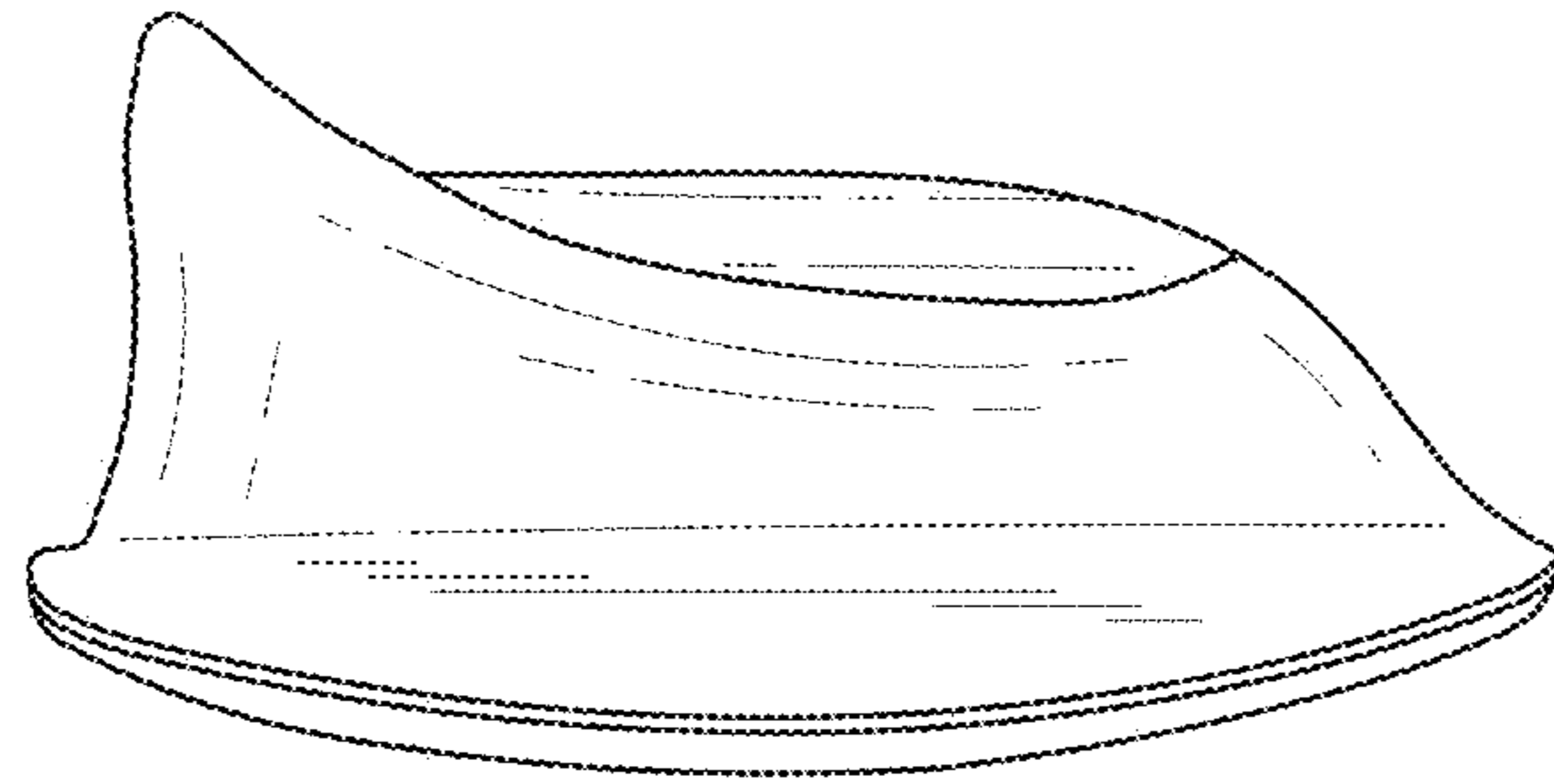


FIG. 2

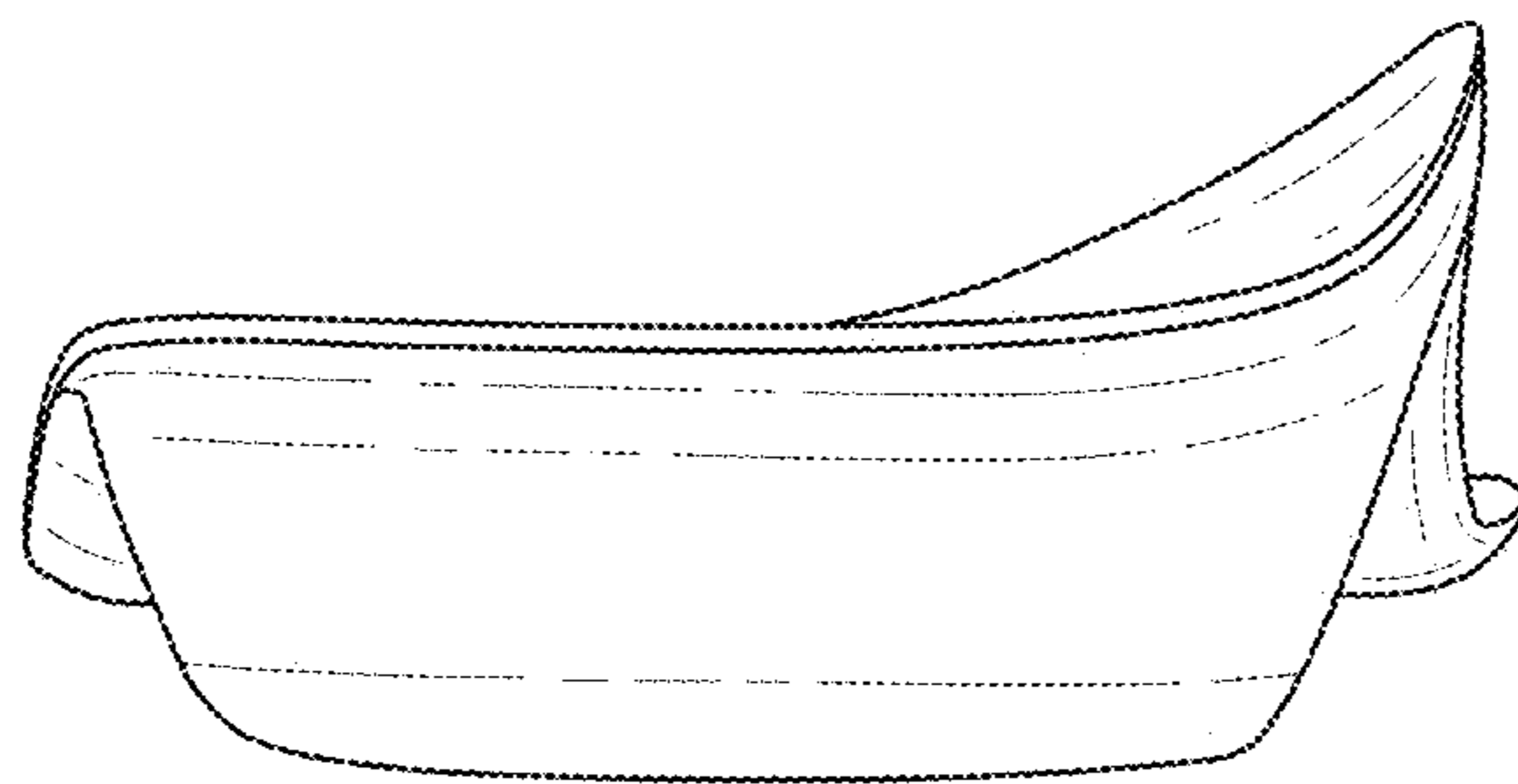


FIG. 3




FIG. 4

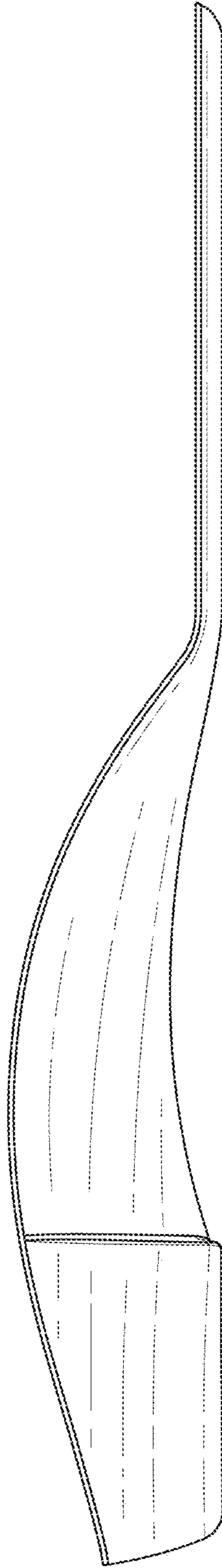


FIG. 5

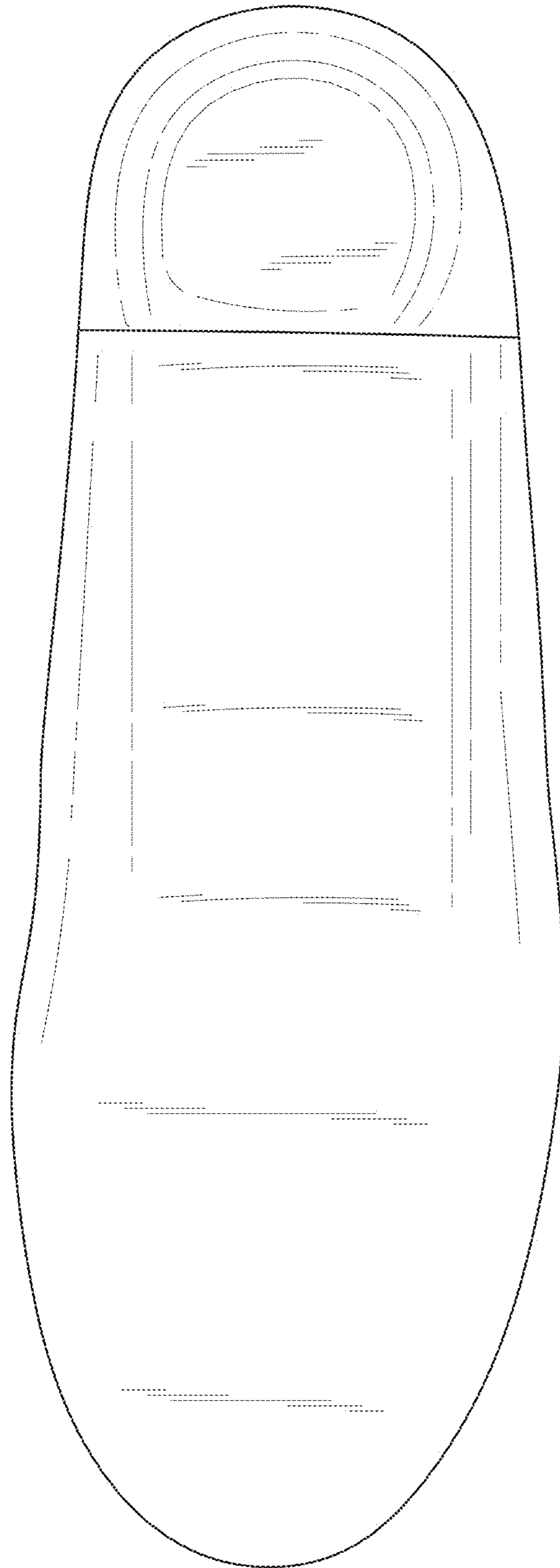


FIG. 6

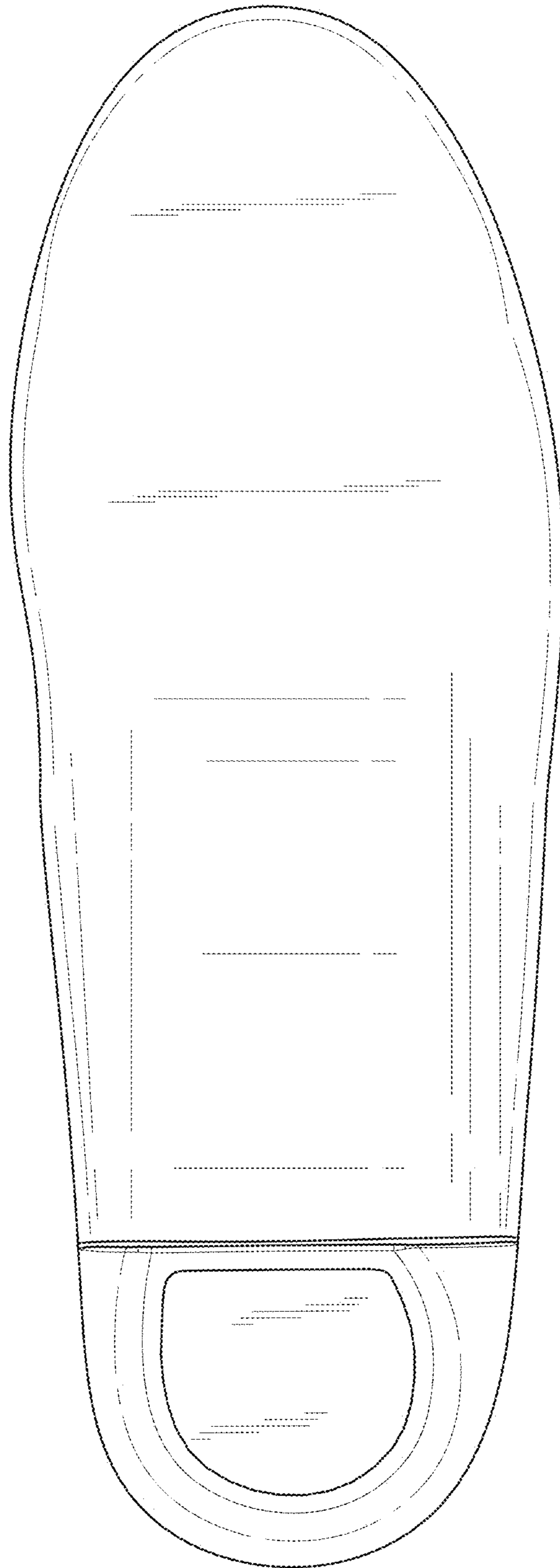


FIG. 7