



US00D961185S

(12) **United States Design Patent**
Bongiorno

(10) **Patent No.:** **US D961,185 S**

(45) **Date of Patent:** **** Aug. 16, 2022**

(54) **CANTEEN WITH SCREW-ON COIN SLOT CAP**

(71) Applicant: **WorldServe International**, Springfield, MO (US)

(72) Inventor: **John M. Bongiorno**, Ozark, MO (US)

(73) Assignee: **WorldServe International**, Springfield, MO (US)

(**) Term: **15 Years**

(21) Appl. No.: **29/699,688**

(22) Filed: **Jul. 29, 2019**

(51) **LOC (13) Cl.** **99-00**

(52) **U.S. Cl.**

USPC **D99/37**; D9/527

(58) **Field of Classification Search**

USPC D99/28, 34, 35, 36, 37, 43, 99; D9/516, D9/523, 526, 527, 528, 530, 531, 543, D9/563, 575; D18/3.1, 3.2, 3.3, 46, 47

CPC A45C 1/12; A45C 2001/125; A45C 2001/003; A45C 2001/006; A45C 2001/102; A45C 2001/104; A45C 2001/105; A45C 2001/107; A45C 2001/108; G07D 9/00; G07D 9/002; G07D 9/004; G07D 9/006; G07D 9/008; G07D 9/02; G07D 9/04; G07D 9/06; G07D 9/065; G07D 11/00; G07D 11/0006; G07D 11/0009; G07D 13/00; G07D 2201/00; G07F 9/04; G07F 9/06; G07F 9/08; B42F 5/00; A47B 63/065; E05G 2700/00; E05G 2700/02; E05G 2700/04

See application file for complete search history.

(56) **References Cited**

U.S. PATENT DOCUMENTS

D65,944 S * 11/1924 Potter D99/37
D133,850 S * 9/1942 Clements et al. D23/211.1

3,744,656 A * 7/1973 Wolfram B65D 11/06
264/516
3,746,200 A * 7/1973 Flider B65D 25/385
222/479
3,940,002 A * 2/1976 Schiemann B29C 49/20
215/398
D245,577 S * 8/1977 Smythe D9/527
D252,186 S * 6/1979 Moller D9/527
D253,750 S * 12/1979 Uyeda D9/527
D256,665 S * 9/1980 Smythe D9/527
D272,318 S * 1/1984 Visser D9/520

(Continued)

OTHER PUBLICATIONS

Gas Can Coin Holders, <https://www.trendhunter.com/trends/kikkerland-gas-money-bank>, Oct. 16, 2012. (Year: 2012).*

(Continued)

Primary Examiner — Elizabeth J Oswecki

(74) *Attorney, Agent, or Firm* — Jonathan M. D'Silva; MMI Intellectual Property

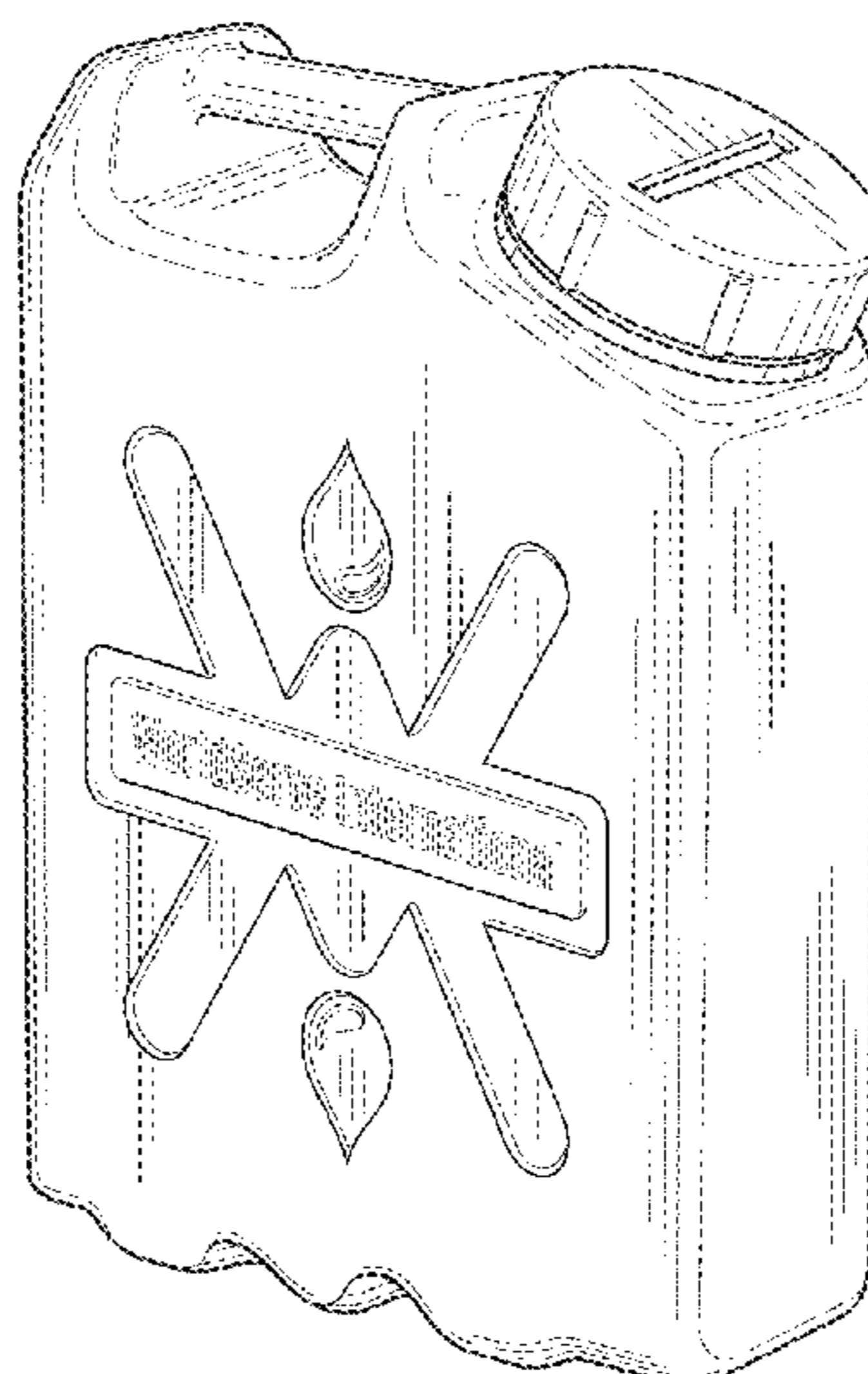
(57) **CLAIM**

The ornamental design for a canteen with a screw-on coin slot cap, as shown and described.

DESCRIPTION

FIG. 1 is a perspective view of a canteen with screw-on coin slot cap showing my new design; FIG. 2 is a top view thereof; FIG. 3 is a bottom view thereof; FIG. 4 is a left side view thereof; FIG. 5 is a right side view thereof; FIG. 6 is a back elevation view thereof; and, FIG. 7 is a front elevation view thereof. The broken lines shown in the drawings represent portions of the canteen with screw on coin slot cap that form no part of the claimed design.

1 Claim, 2 Drawing Sheets



(56)

References Cited

U.S. PATENT DOCUMENTS

4,903,854 A * 2/1990 Schiemann B65D 1/12
220/772
D310,170 S * 8/1990 Bartz D9/527
D334,455 S * 3/1993 Dworman D99/37
D396,933 S * 8/1998 Boggs D99/37
D433,945 S * 11/2000 Denison D9/527
D616,752 S * 6/2010 Adams D9/527
D631,635 S * 1/2011 Tuli D99/37
D636,056 S * 4/2011 Pritchard D23/211.1
D657,558 S * 4/2012 Cover D3/270
D718,915 S * 12/2014 Byers D99/37
D721,976 S * 2/2015 Cornelius D9/527
D735,049 S * 7/2015 Cornelius D9/527
D769,068 S * 10/2016 Murdock D9/527
D842,114 S * 3/2019 Bradley D9/563
D842,703 S * 3/2019 Lam D9/531
D887,277 S * 6/2020 Allison D9/563
D894,744 S * 9/2020 Shmueli D9/528
D895,426 S * 9/2020 Shmueli D9/528
D896,087 S * 9/2020 Kurri D9/527
D916,594 S * 4/2021 Kang D9/531
D919,436 S * 5/2021 Currie D9/569
D930,320 S * 9/2021 Beezley D99/28

OTHER PUBLICATIONS

Midwest Can Company®—Plastic Kerosene Can,<https://www.toolsid.com/midwest-can-company/midwest-can-company-kerosene-can-2114014983.html>, copyright 2022. (Year: 2022).*

5 Gallon Gas Can, 4 Pack, Spill Proof Fuel Container—New!—Clean!—Boxed!, Brand: Midwest Can, Jan. 22, 2015. (Year: 2015).*

* cited by examiner




Fig. 1

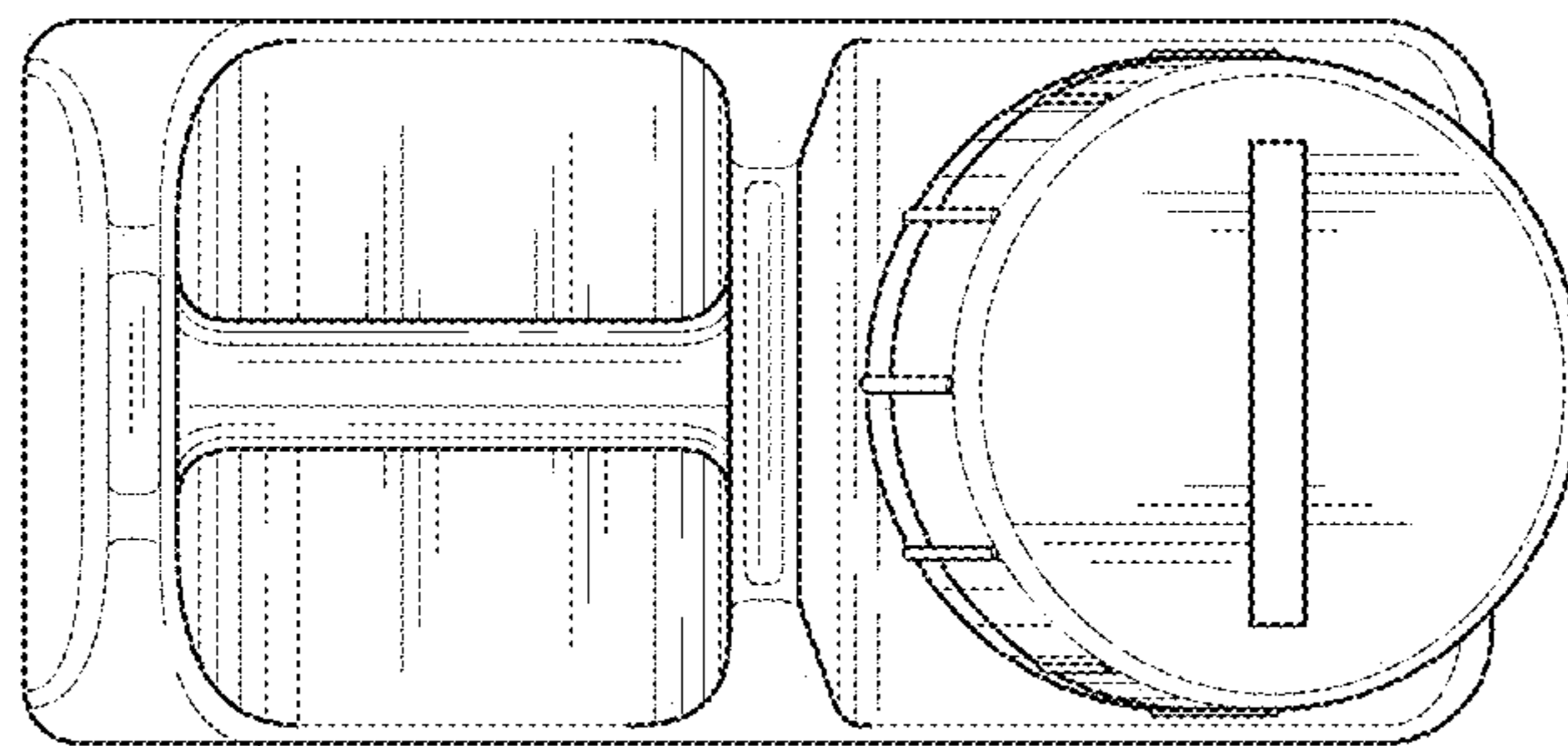


Fig. 2

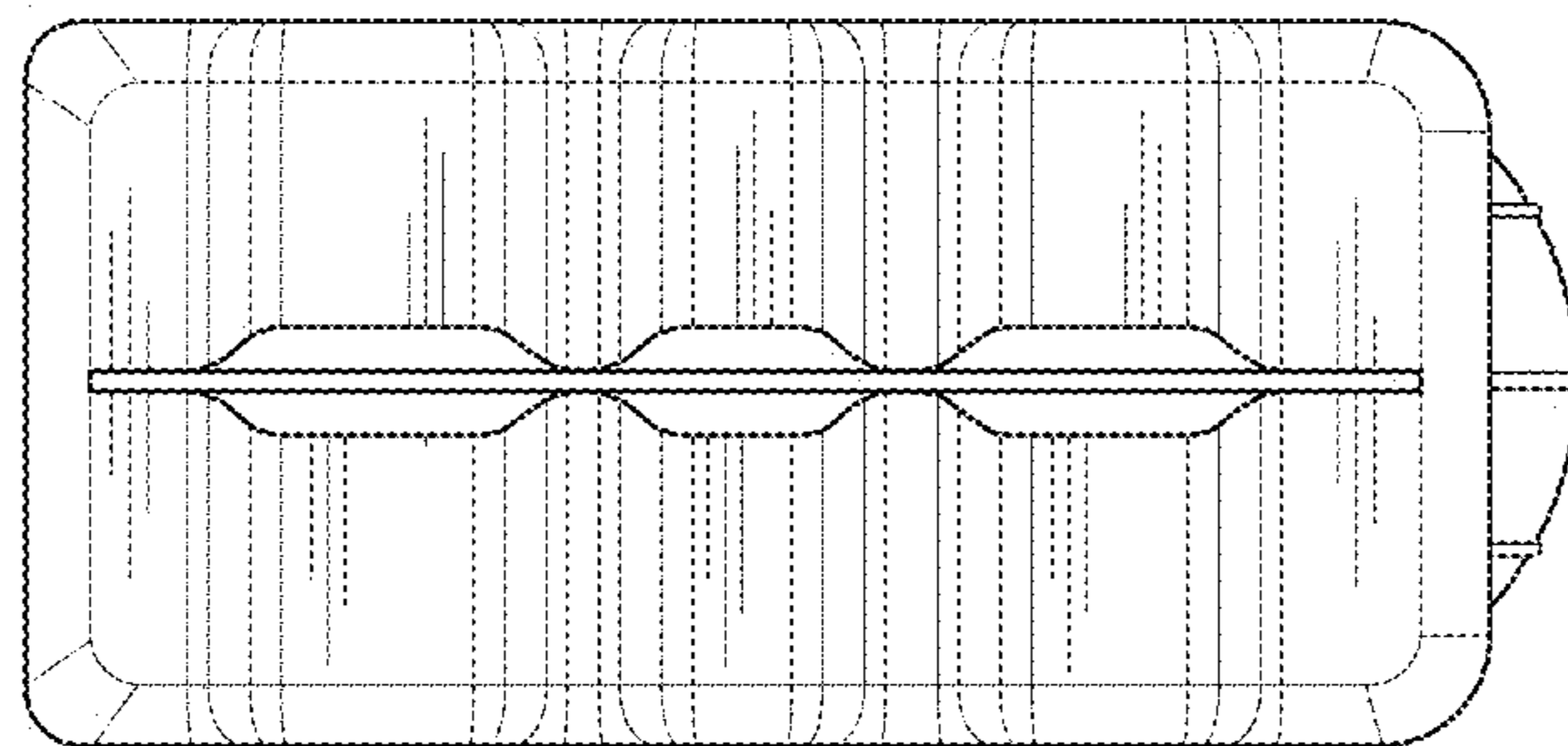


Fig. 3




Fig.4




Fig.6




Fig.5

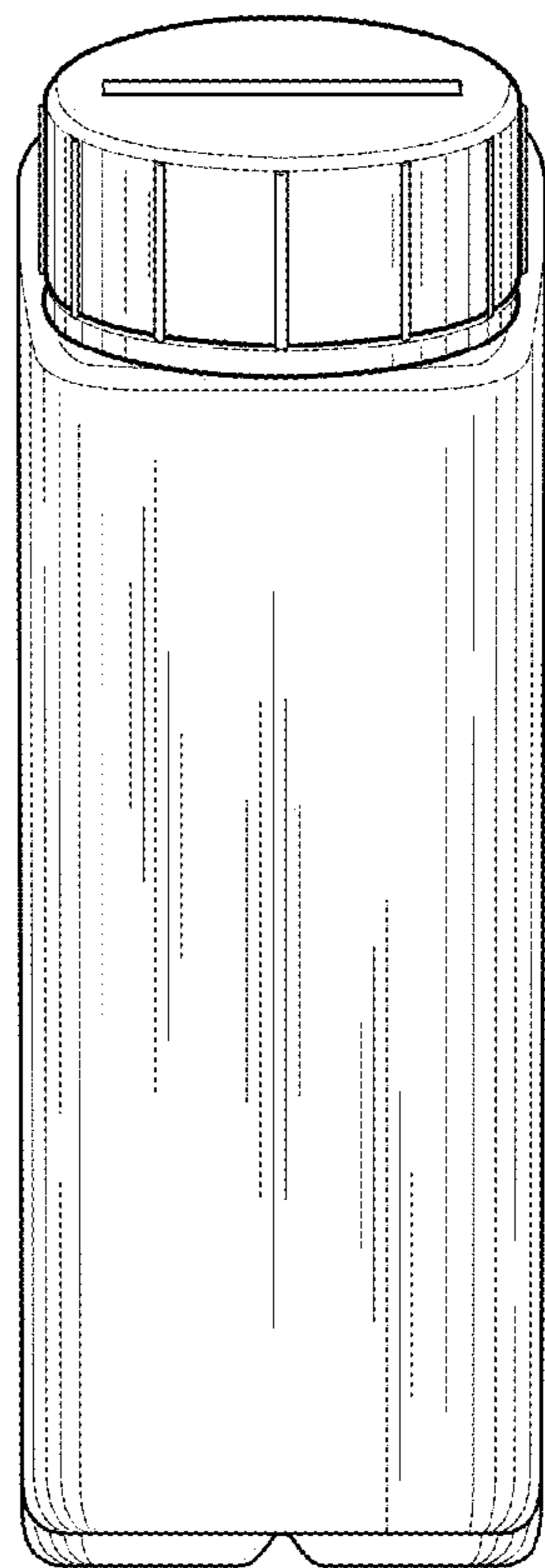


Fig.7