



US00D961169S

(12) **United States Design Patent**
Hancock et al.

(10) **Patent No.:** **US D961,169 S**
(45) **Date of Patent:** **** Aug. 16, 2022**

- (54) **MANDIBLE SHIELD**
- (71) Applicant: **Gentex Corporation**, Simpson, PA (US)
- (72) Inventors: **Emily Hancock**, Arlington, MA (US);
Nathan Winters, Merrimack, NH (US)
- (73) Assignee: **GENTEX CORPORATION**, Simpson, PA (US)
- (**) Term: **15 Years**
- (21) Appl. No.: **29/823,474**
- (22) Filed: **Jan. 18, 2022**

Related U.S. Application Data

- (63) Continuation of application No. 29/677,242, filed on Jan. 18, 2019, now Pat. No. Des. 944,461.
- (51) **LOC (13) Cl.** **02-99**
- (52) **U.S. Cl.**
USPC **D29/122**
- (58) **Field of Classification Search**
USPC D29/102-110, 122; D2/865
CPC A42B 3/00; A42B 3/04; A42B 3/0406;
A42B 3/08; A42B 1/0181; A42B 3/085;
A42B 3/16; A42B 3/18; A42B 3/185;
A42B 3/20; A42B 3/205; A42B 3/22;
A42B 3/221; A42B 3/222; A42B 3/223;
A42B 3/225; A42B 3/228; A41D
13/1184; F41H 1/04; F41H 1/06; F41H
1/08
See application file for complete search history.

(56) **References Cited**

U.S. PATENT DOCUMENTS

2,867,811 A	1/1959	Jones
3,118,443 A	1/1964	Dykinga
3,216,023 A	11/1965	Morgan
D204,731 S	5/1966	Dunning
3,478,365 A	11/1969	Varga

D229,127 S	11/1973	Franklin
3,886,596 A	6/1975	Frankln et al.
D243,127 S	1/1977	Farquharson
D243,128 S	1/1977	Morgan
4,042,974 A	8/1977	Morgan et al.
D246,012 S	10/1977	Minette
5,384,914 A	1/1995	Caveness et al.
6,289,521 B1	9/2001	Ikeda
D471,675 S	3/2003	Ikeda

(Continued)

FOREIGN PATENT DOCUMENTS

WO 2015/156864 A2 10/2015

OTHER PUBLICATIONS

OPS-CORE 2012 Product Catalog; www.ops-core.com; Boston, MA, US; pp. 1-23; disclosed on or before Dec. 31, 2012.

(Continued)

Primary Examiner — Kimberly Barnes

(74) *Attorney, Agent, or Firm* — Morgan, Lewis & Bockius LLP

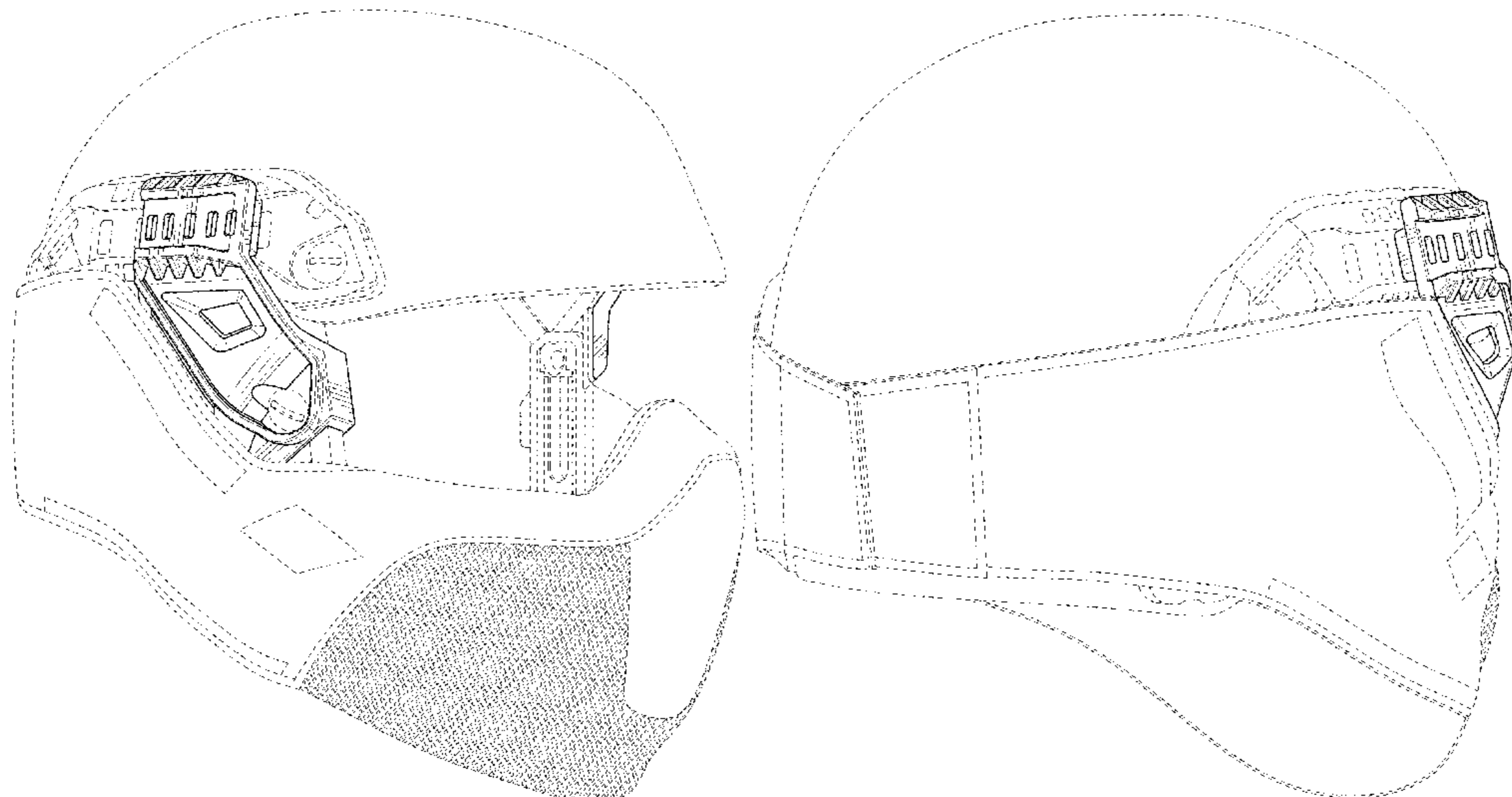
(57) **CLAIM**

The ornamental design for a mandible shield, as shown and described.

DESCRIPTION

FIG. 1 is a front perspective view of a mandible shield showing our new design;
 FIG. 2 is a rear perspective view thereof;
 FIG. 3 is a front elevational view thereof;
 FIG. 4 is a rear elevational view thereof;
 FIG. 5 is a right-side elevational view thereof;
 FIG. 6 is a left-side elevational view thereof;
 FIG. 7 is a top plan view thereof; and,
 FIG. 8 is a bottom plan view thereof.
 The broken lines depict portions of the mandible shield that form no part of the claimed design.

1 Claim, 8 Drawing Sheets



(56)

References Cited

U.S. PATENT DOCUMENTS

D526,746 S 8/2006 Wong
 D535,061 S 1/2007 Evans et al.
 D548,893 S 8/2007 Hedge et al.
 D556,386 S 11/2007 Lee
 D560,315 S 1/2008 Wong
 D601,308 S 9/2009 Broersma
 D606,707 S 12/2009 Schiebl
 D620,205 S 7/2010 Schiebl
 D632,439 S 2/2011 Lebel et al.
 D632,440 S 2/2011 Lebel et al.
 D638,168 S 5/2011 Lebel
 D638,172 S 5/2011 Lebel et al.
 D657,497 S 4/2012 Schiebl
 D672,683 S 12/2012 Klotz et al.
 D674,560 S 1/2013 Klotz et al.
 D701,002 S 3/2014 Lebel et al.
 D703,874 S 4/2014 Lebel
 D711,051 S 8/2014 Noordzij et al.
 D715,005 S 10/2014 Schiebl
 D715,999 S 10/2014 Cram
 D724,791 S 3/2015 Cram
 D734,559 S 7/2015 Noordzij et al.
 D740,496 S 10/2015 Noordzij et al.

D748,347 S 1/2016 Noordzij et al.
 9,241,527 B2 * 1/2016 Croteau F41H 1/04
 D757,155 S 5/2016 Noordzij et al.
 D781,506 S 3/2017 Lebel
 9,631,899 B2 4/2017 Lebel et al.
 D795,502 S 8/2017 Lebel
 10,765,165 B2 * 9/2020 O'Connell A42B 3/0406
 10,809,039 B2 * 10/2020 Hall A42B 3/04
 D919,190 S * 5/2021 Hall D29/122
 11,026,468 B2 * 6/2021 Hall A42B 3/326
 D944,461 S * 2/2022 Hancock D29/122
 2004/0003452 A1 1/2004 Schiebl
 2007/0124842 A1 6/2007 Nascimento et al.
 2007/0250993 A1 11/2007 Schimpf
 2009/0107514 A1 4/2009 Winningham
 2009/0144872 A1 6/2009 Lebel et al.
 2010/0064405 A1 3/2010 McGovern
 2012/0204331 A1 8/2012 Lebel et al.
 2012/0317706 A1 12/2012 Lebel et al.
 2022/0039501 A1 * 2/2022 Maltz A42B 3/0406

OTHER PUBLICATIONS

OPS-CORE 2013 Product Catalog; www.ops-core.com; Boston, MA, US; pp. 1-23; first disclosed on Jan. 14, 2013.

* cited by examiner

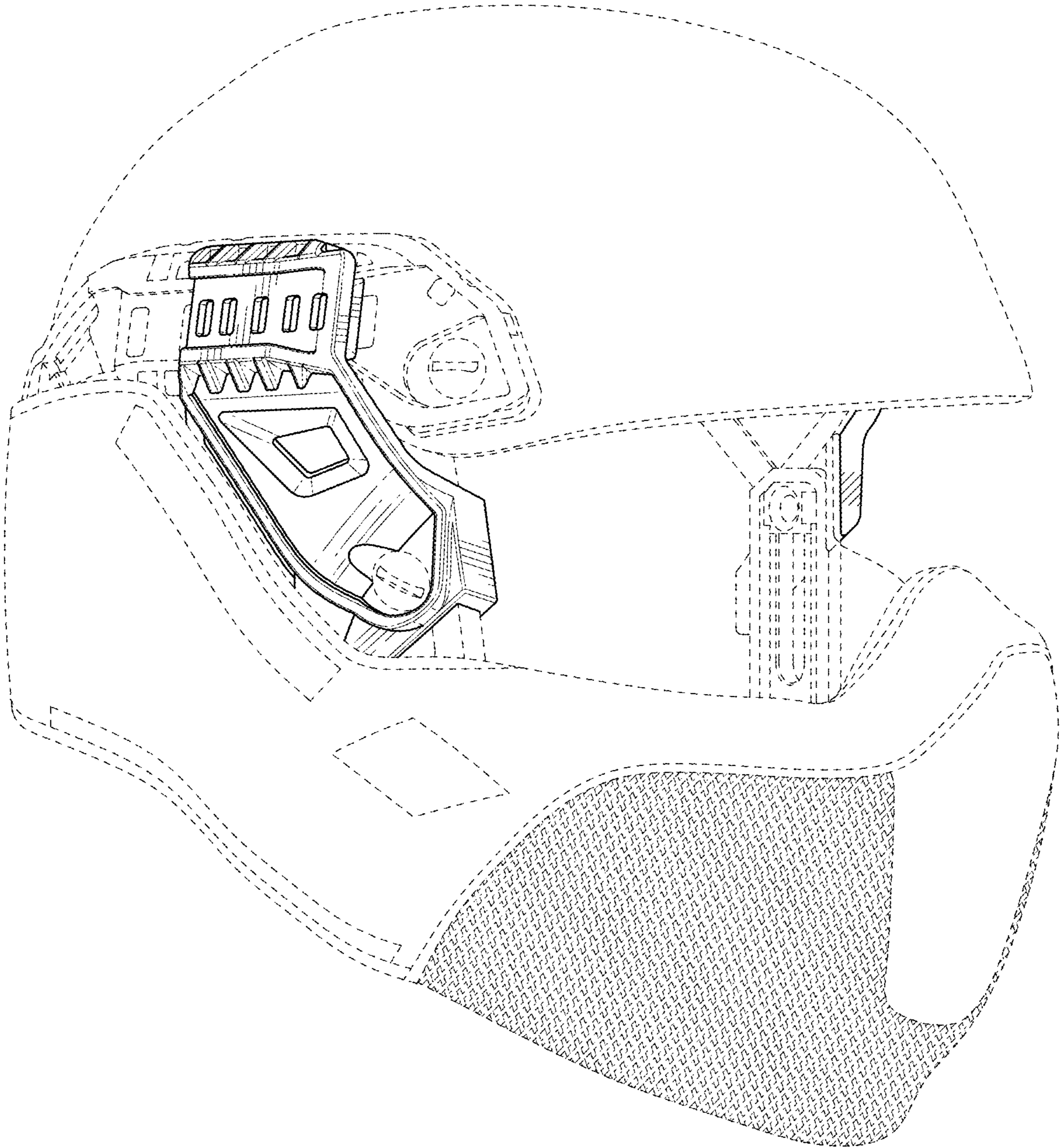


FIG. 1

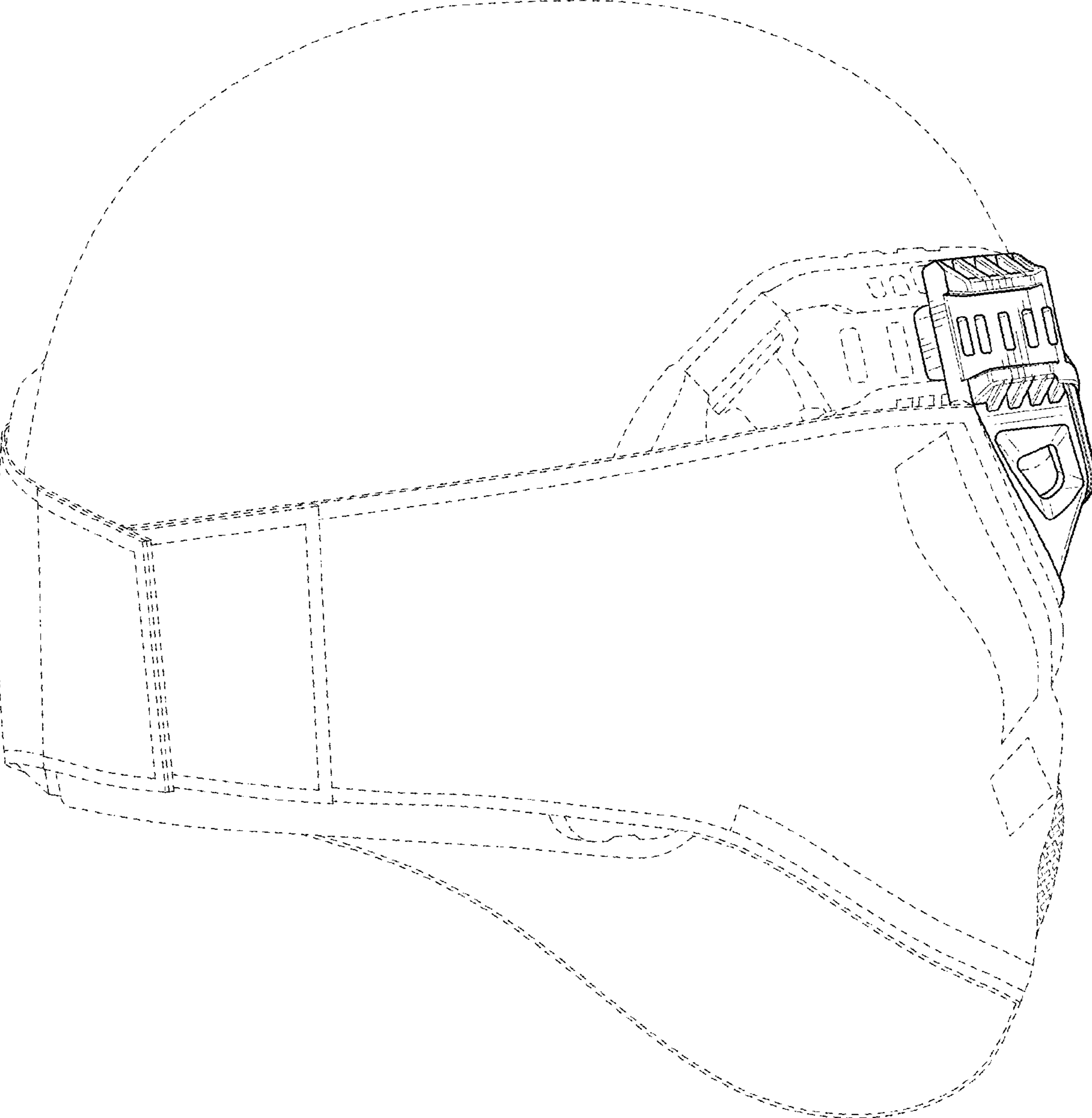


FIG.2

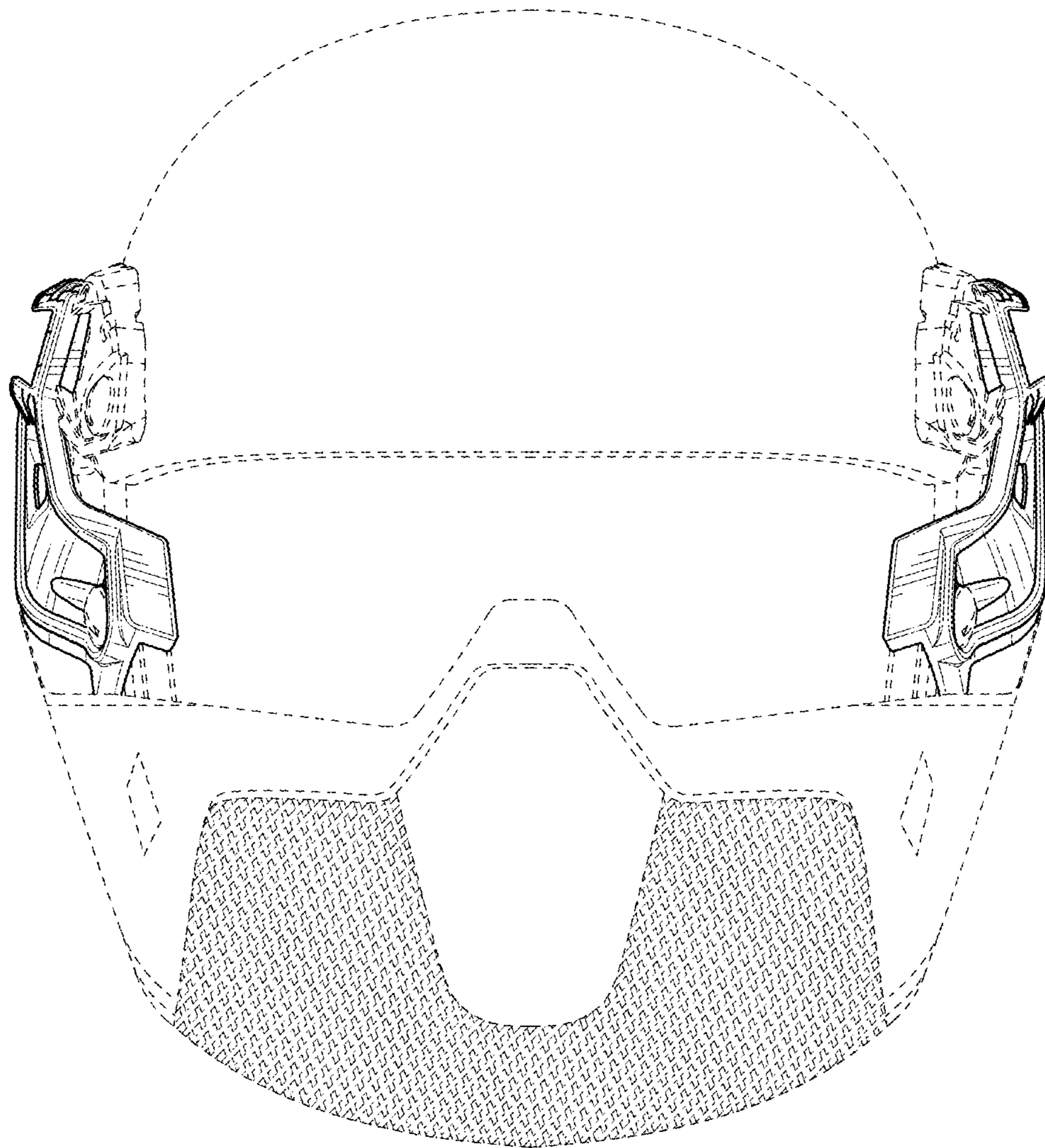


FIG. 3

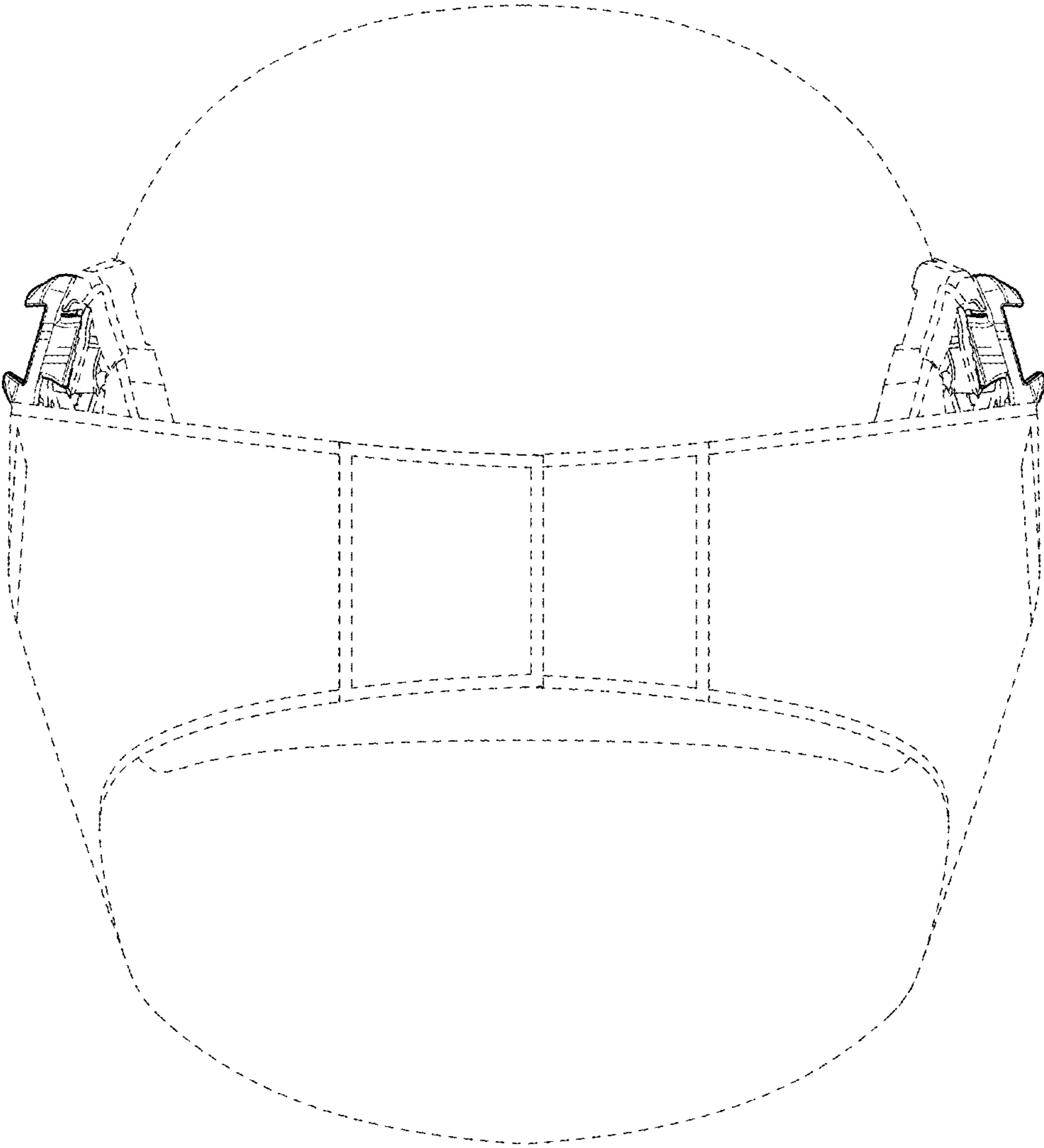


FIG.4

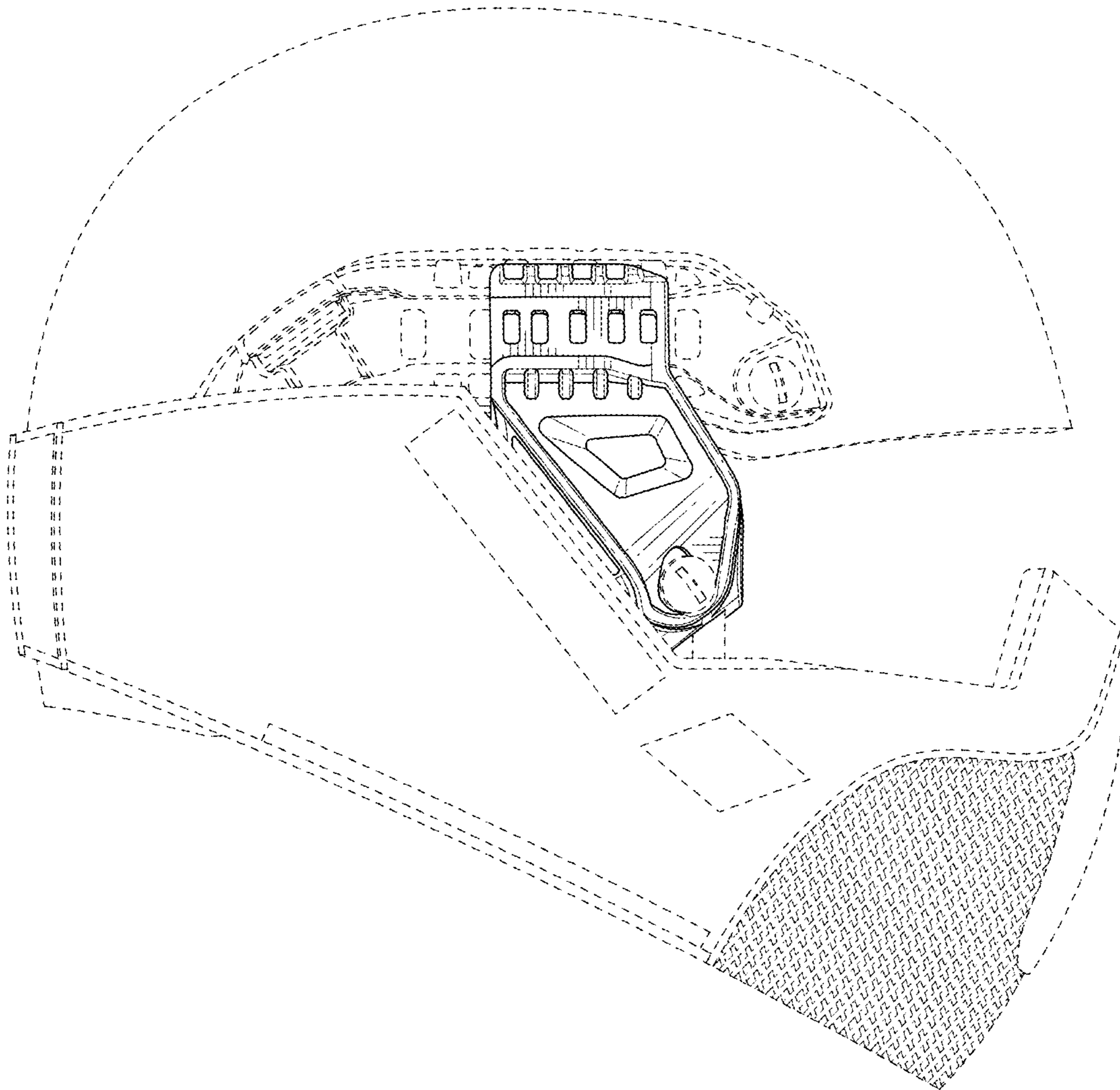


FIG. 5

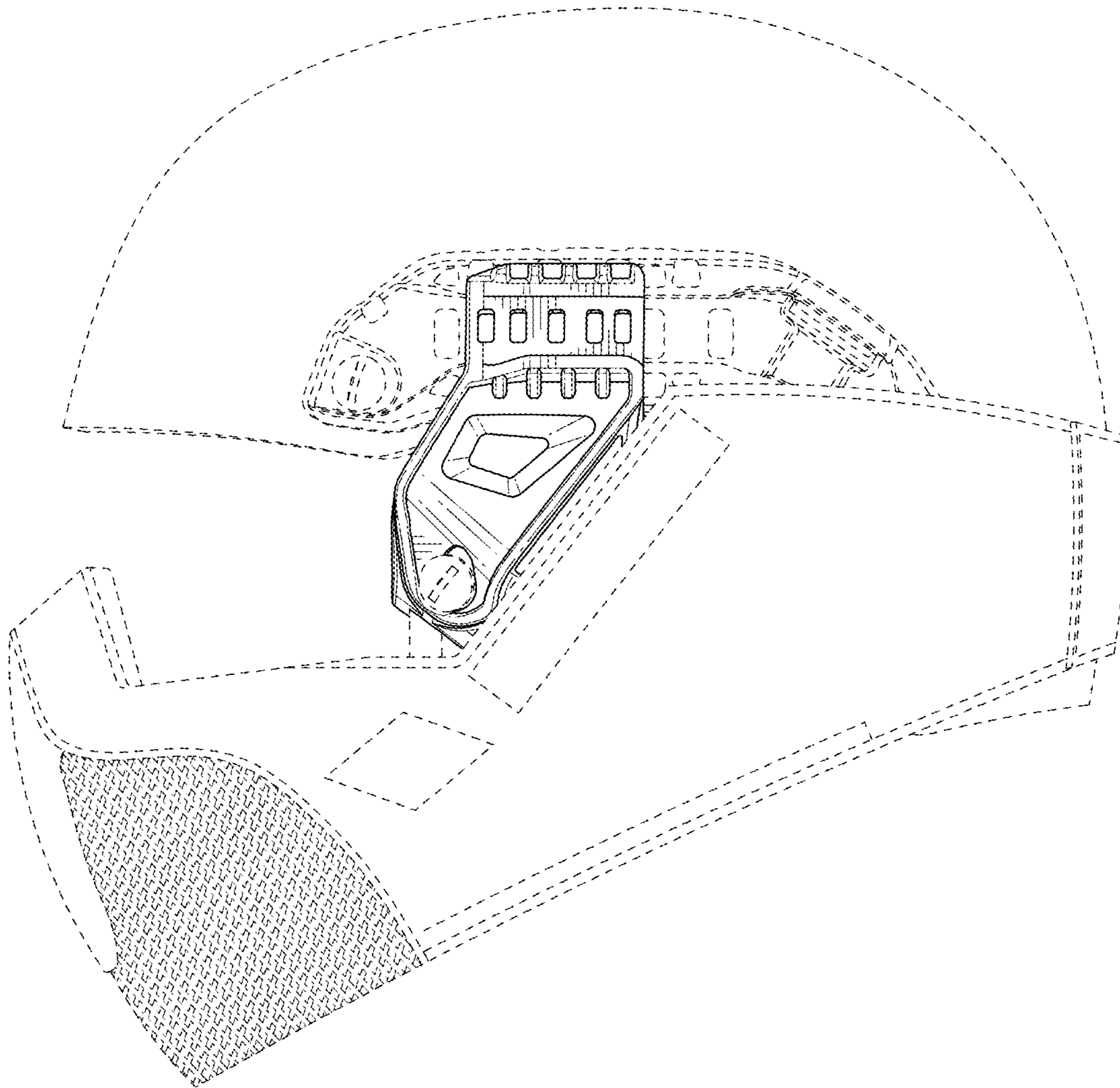


FIG.6

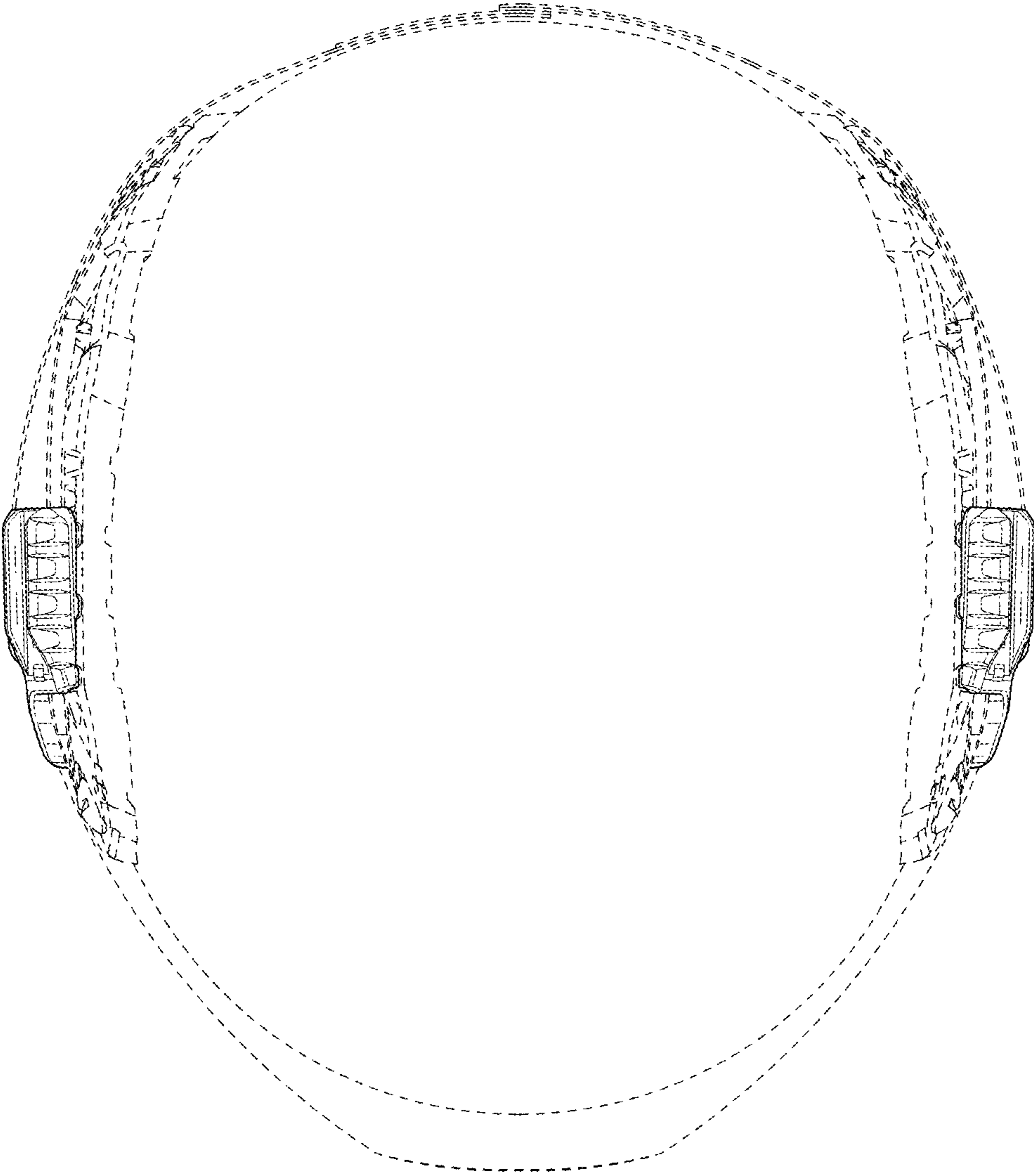


FIG.7

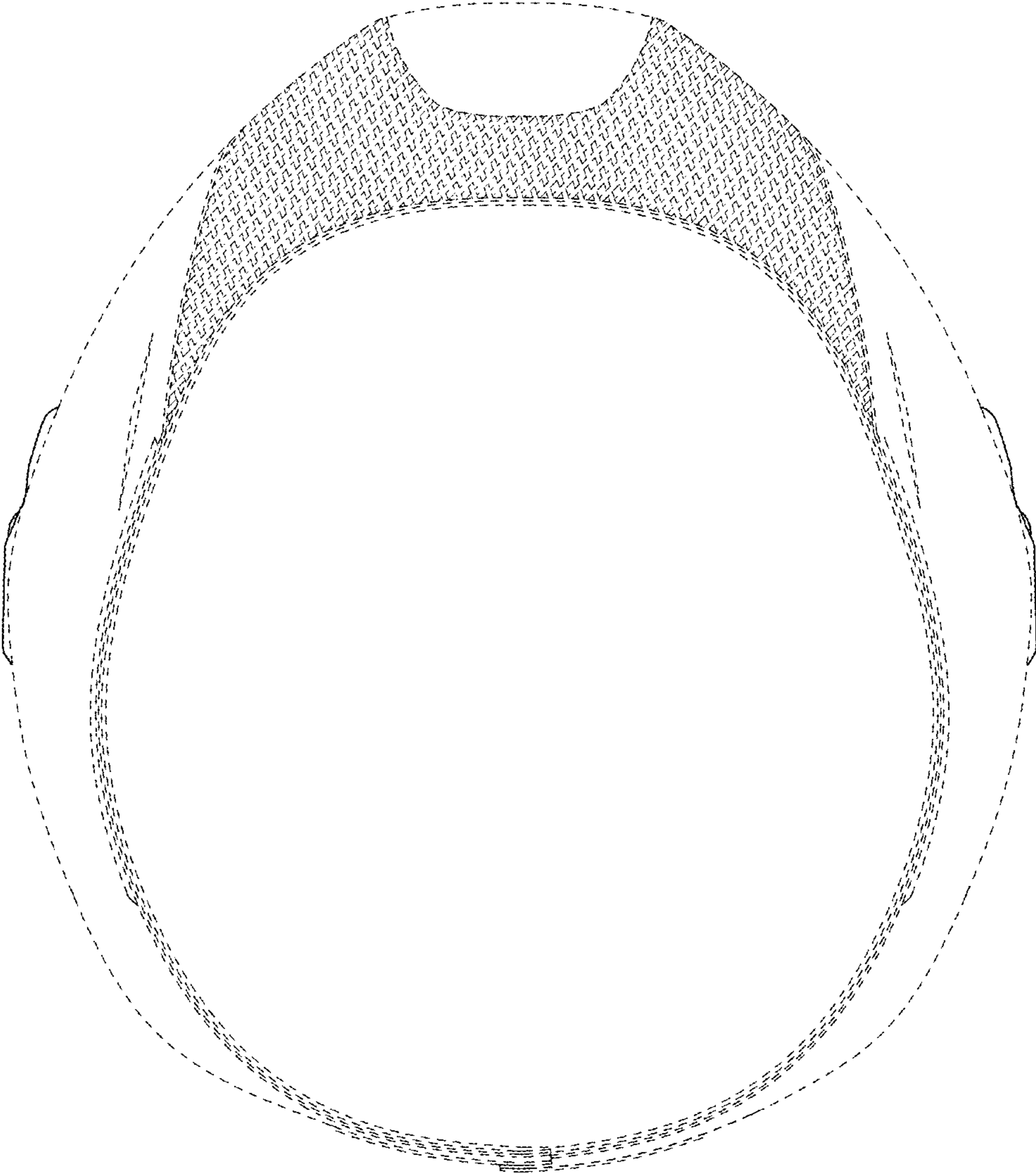


FIG. 8