



US00D961164S

(12) **United States Design Patent**  
**Cader et al.**

(10) **Patent No.:** **US D961,164 S**  
(45) **Date of Patent:** **\*\* Aug. 16, 2022**

(54) **FRONT AND BACK BALLISTIC PLATE CARRIER FRAME SET**

2022], Available from the internet URL: <https://www.youtube.com/watch?v=e-lnLSqKwNE> (Year: 2018).\*

(Continued)

(71) Applicants: **Szymon Mateusz Cader**, Bielsko Biala (PL); **Remigiusz Amadeusz Apryjas**, Czechowice-dziedzice (PL); **Markus Heczko**, Bielsko Biala (PL)

*Primary Examiner* — Jennifer L Rempfer  
*Assistant Examiner* — Elizabeth Anne Glassberg  
(74) *Attorney, Agent, or Firm* — Vista IP Law Group LLP

(72) Inventors: **Szymon Mateusz Cader**, Bielsko Biala (PL); **Remigiusz Amadeusz Apryjas**, Czechowice-dziedzice (PL); **Markus Heczko**, Bielsko Biala (PL)

(57) **CLAIM**

The ornamental design for the front and back ballistic plate carrier frame set, as shown and described.

(\*\*) Term: **15 Years**

**DESCRIPTION**

(21) Appl. No.: **29/758,814**

(22) Filed: **Nov. 18, 2020**

(51) **LOC (13) Cl.** ..... **29-02**

(52) **U.S. Cl.**  
USPC ..... **D29/101.3**

(58) **Field of Classification Search**  
USPC ..... D2/829, 839, 840; D29/101.3, 101.4  
(Continued)

FIG. 1 is a back perspective view of front and back ballistic plate carrier frame set showing the new design.  
FIG. 2 is a back plan view of the front and back ballistic plate carrier frame set of FIG. 1.  
FIG. 3 is a front plan view of the front and back ballistic plate carrier frame set of FIG. 1.  
FIG. 4 is a right side plan view of the front and back ballistic plate carrier frame set of FIG. 1.  
FIG. 5 is a left side plan view of the front and back ballistic plate carrier frame set of FIG. 1.  
FIG. 6 is a top plan view of the front and back ballistic plate carrier frame set of FIG. 1.  
FIG. 7 is a bottom plan view of the front and back ballistic plate carrier frame set of FIG. 1.  
FIG. 8 is a back perspective view of the front and back ballistic plate carrier frame set of FIG. 1, shown assembled with shoulder straps and a cummerbund to form a body armor vest; and,  
FIG. 9 is a front perspective view of the front and back ballistic plate carrier frame set of FIG. 1, shown assembled with shoulder straps and a cummerbund to form a body armor vest.  
The broken lines in FIGS. 8-9 are for the purpose of illustrating an environment in which the front and back ballistic plate carrier frame set are used, and they form no part of the claimed design.

(56) **References Cited**

**U.S. PATENT DOCUMENTS**

5,996,115 A \* 12/1999 Mazelsky ..... F41H 1/02  
2/2.5  
D426,031 S \* 5/2000 Flandez ..... D29/101.4  
(Continued)

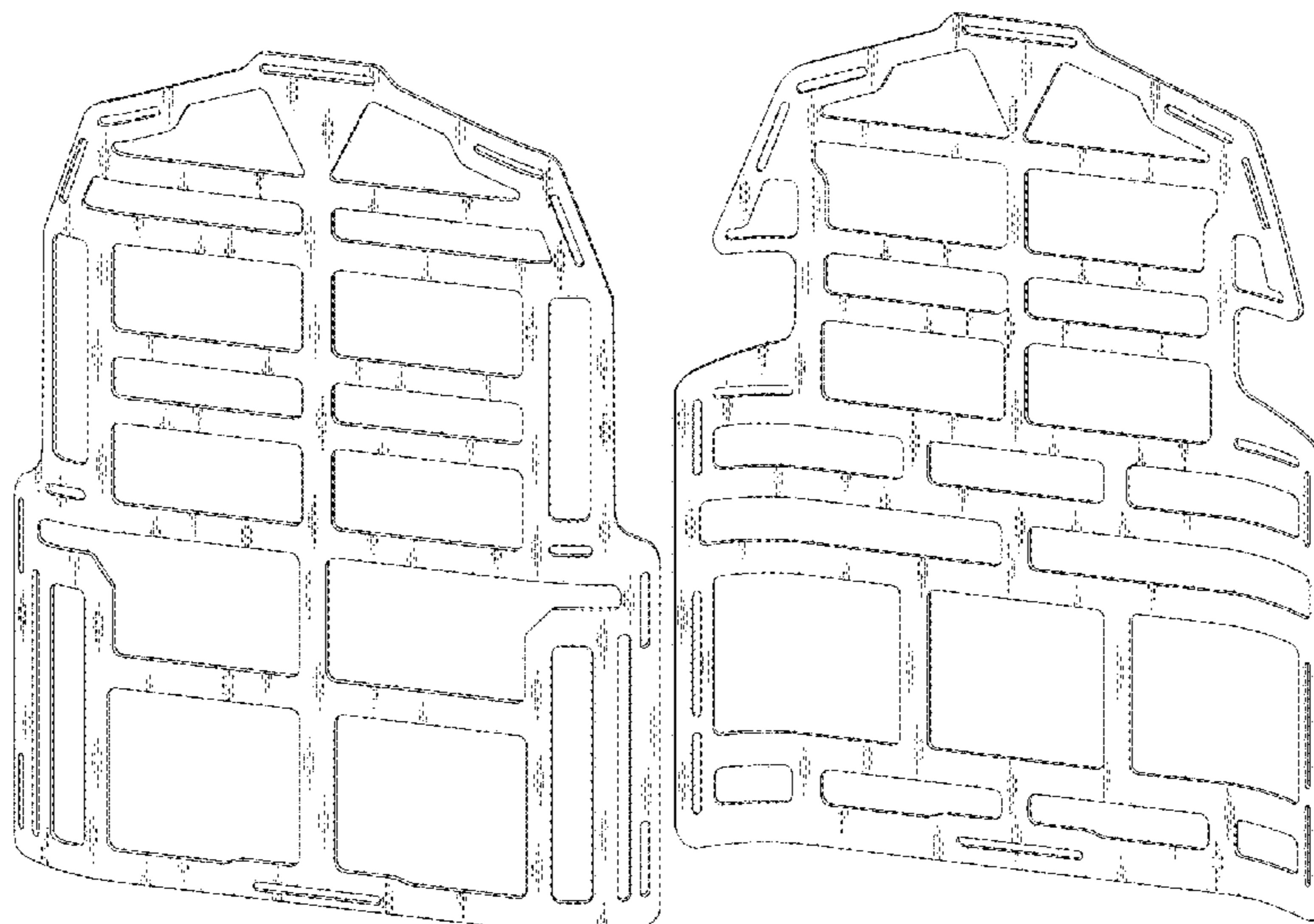
**FOREIGN PATENT DOCUMENTS**

EM 006611349-0001 \* 8/2019  
EM 006685624-0001 \* 8/2019

**OTHER PUBLICATIONS**

FMA Triple Mag Retention Track For Frame Plate carrier kydex, announced in YouTube on Apr. 6, 2018 [online], [site visited Apr. 6,

**1 Claim, 7 Drawing Sheets**



(58) **Field of Classification Search**

CPC ..... A41D 1/04; A41D 13/01; A41D 13/0506;  
 A41D 13/0007; A41D 31/32; G02B 5/12;  
 G08B 5/004; H05B 33/00

See application file for complete search history.

(56) **References Cited**

U.S. PATENT DOCUMENTS

D452,047 S \* 12/2001 Ditchfield ..... D29/100  
 D488,290 S \* 4/2004 Noell ..... D2/829  
 D516,252 S \* 2/2006 Farshid ..... D29/101.4  
 D638,583 S \* 5/2011 Bishop ..... D29/101.3  
 D667,169 S \* 9/2012 Miller ..... D29/101.3  
 D677,433 S 3/2013 Swan et al.  
 8,418,265 B1 \* 4/2013 Storms, Jr. .... F41H 1/02  
 2/2.5  
 D725,312 S \* 3/2015 Hilliard ..... D29/101.4  
 9,003,947 B1 \* 4/2015 Rittenhouse, Jr. .... F41H 1/02  
 2/2.5  
 D733,359 S \* 6/2015 Kun ..... D29/101.4  
 D767,824 S \* 9/2016 Hilliard ..... D29/100  
 D777,378 S \* 1/2017 Tien ..... D29/101.4

D781,000 S \* 3/2017 Seuk ..... A41D 13/0012  
 D29/101.4  
 9,777,997 B2 10/2017 Swan et al.  
 D808,594 S \* 1/2018 Tien ..... D29/101.4  
 D819,153 S \* 5/2018 Landen ..... D21/805  
 9,995,431 B2 \* 6/2018 Swan ..... A45F 3/005  
 D824,110 S \* 7/2018 Stevens ..... D29/101.4  
 10,288,384 B2 \* 5/2019 Kinnings ..... A45F 3/06  
 D854,251 S 7/2019 Swan et al.  
 10,605,574 B2 \* 3/2020 Swan ..... F41H 1/02  
 11,079,203 B2 \* 8/2021 Becker ..... A41D 13/0012  
 D943,834 S \* 2/2022 Siegieńczuk ..... D29/101.4  
 2011/0209260 A1 \* 9/2011 Herbener ..... F41H 1/02  
 2/2.5  
 2018/0045489 A1 2/2018 Swan et al.  
 2019/0038007 A1 2/2019 Swan et al.

OTHER PUBLICATIONS

S&S Precision Plate Frame Tactical Armor Plate Carrier, announced in YouTube on Mar. 19, 2012 [online], [site visited Apr. 6, 2022], Available from the internet URL: [https://www.youtube.com/watch?v=7-bZJ\\_jVZsk](https://www.youtube.com/watch?v=7-bZJ_jVZsk) (Year: 2012).\*

\* cited by examiner

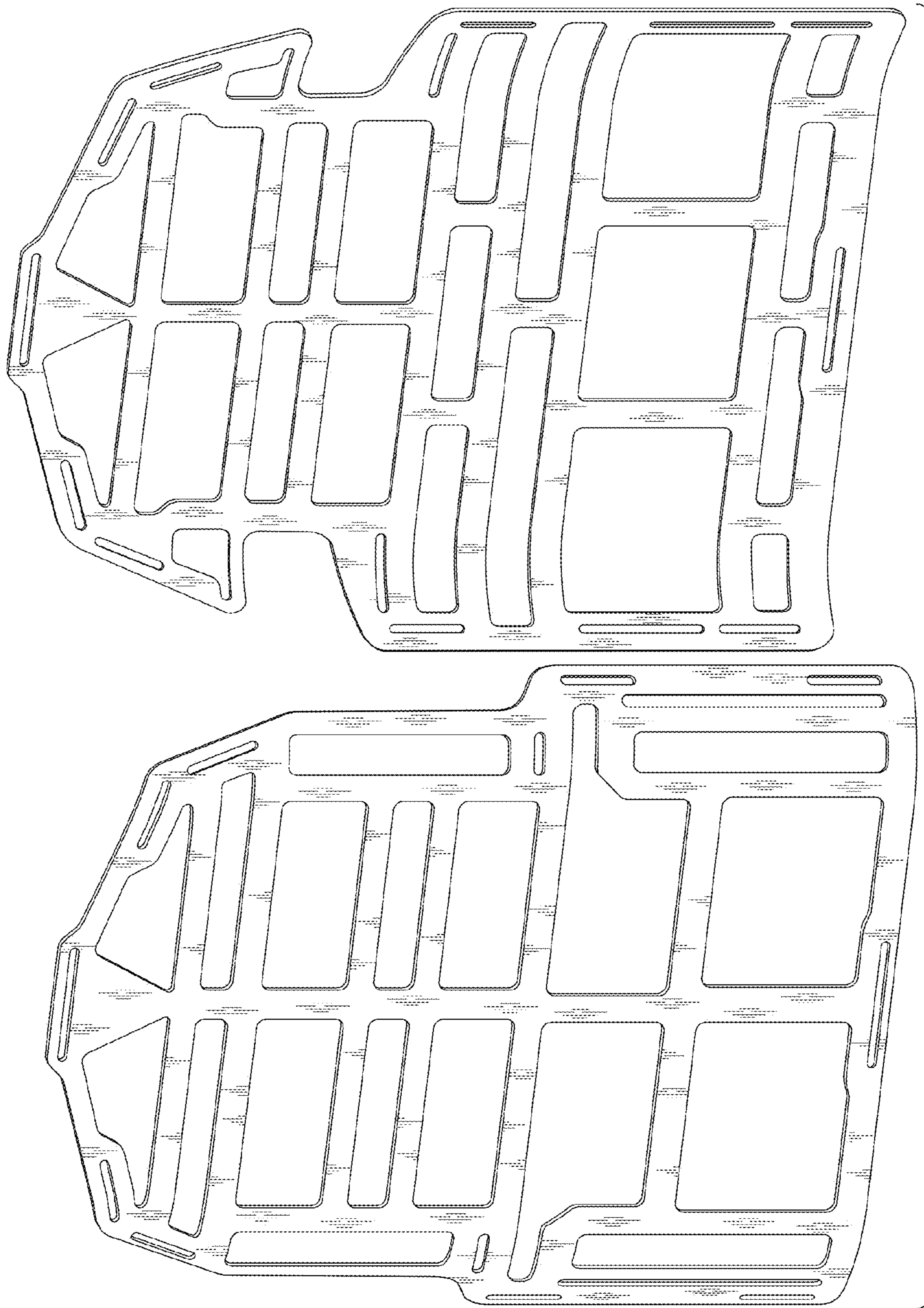


Fig. 1

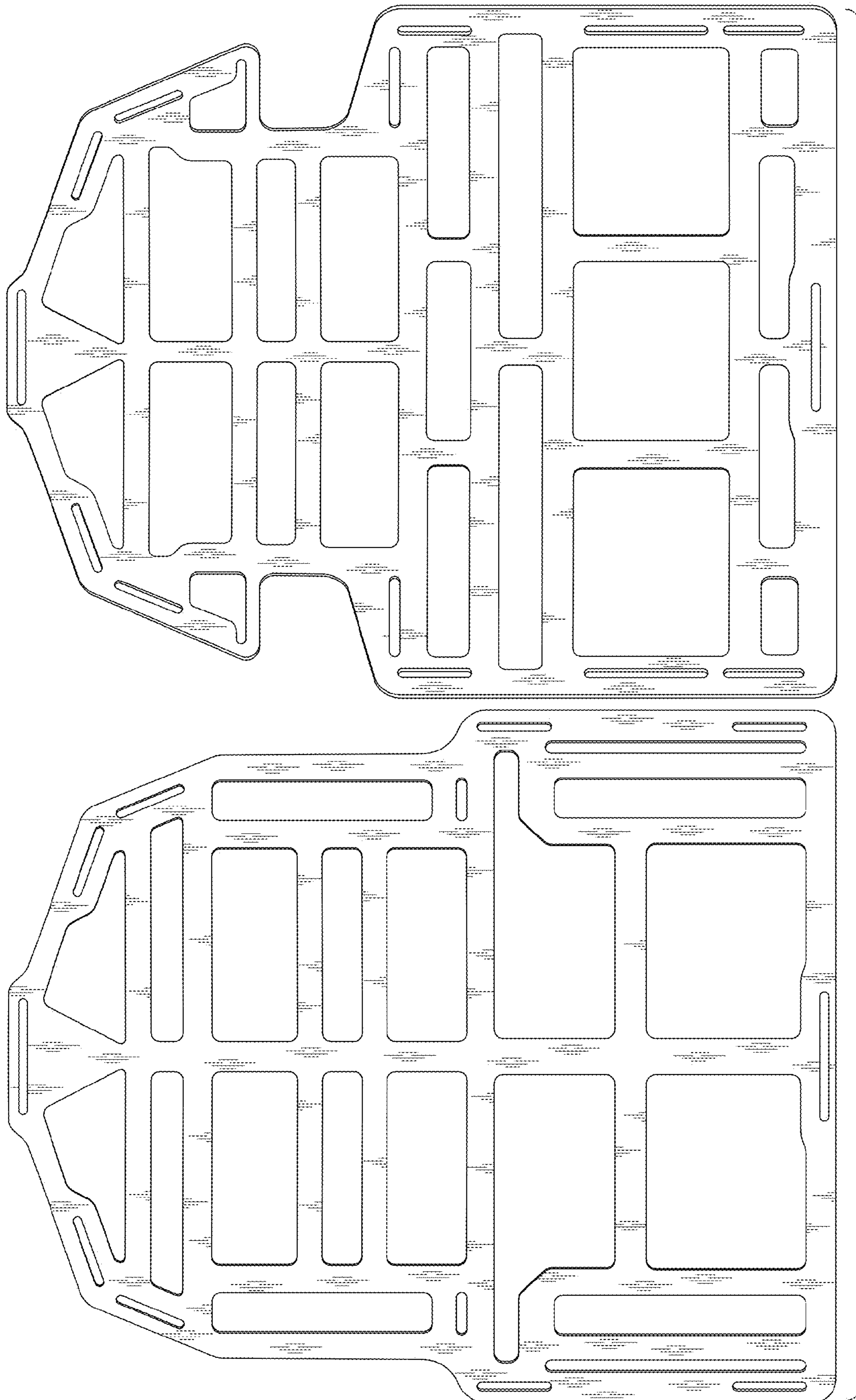


Fig. 2

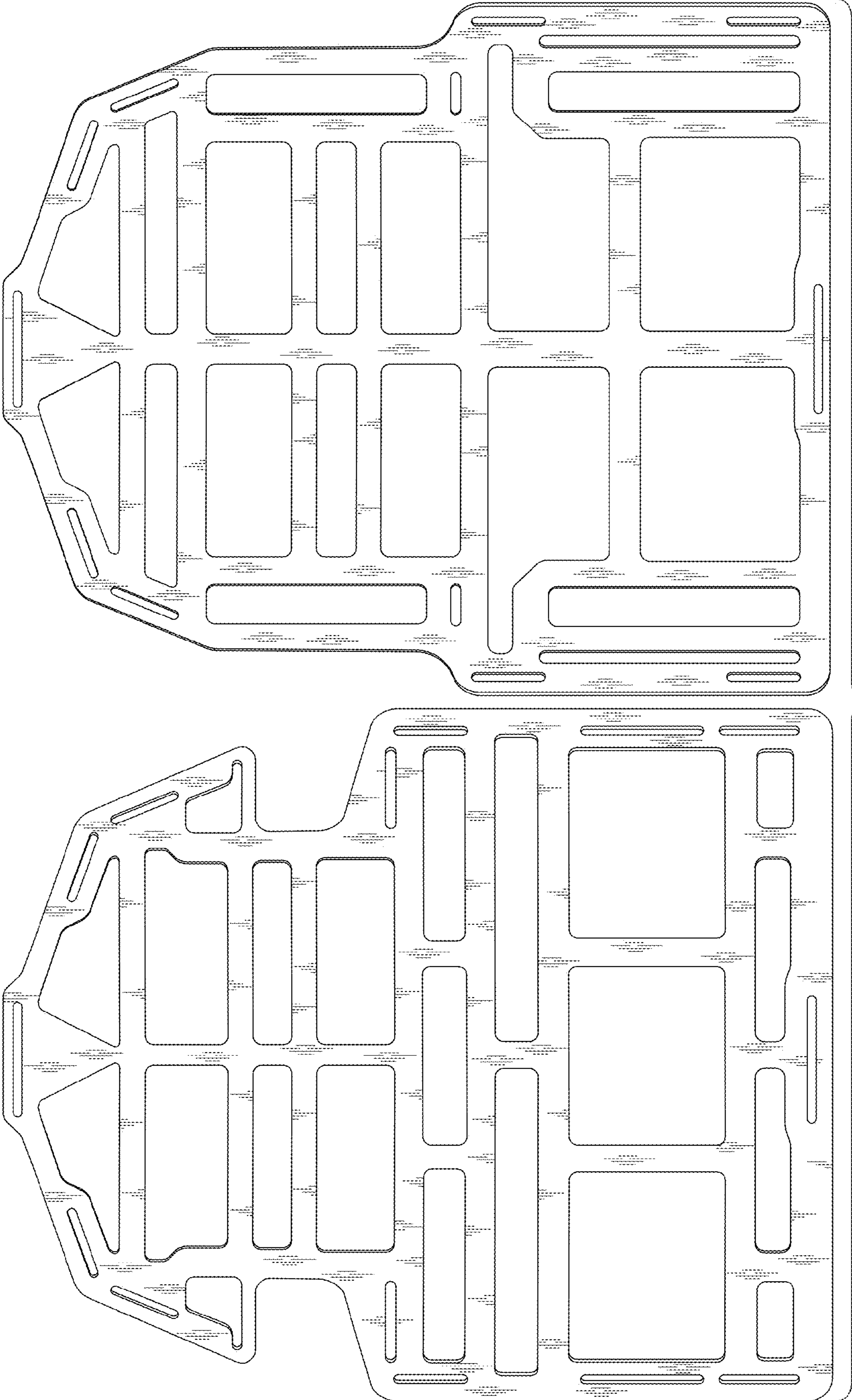
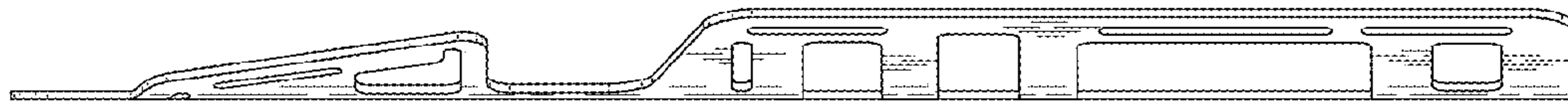
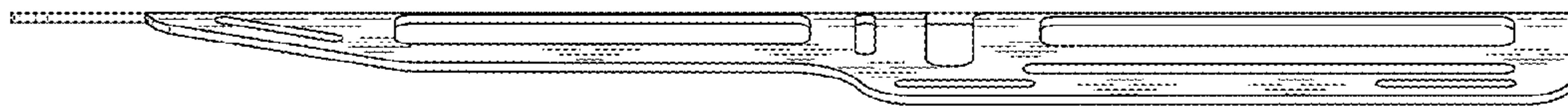
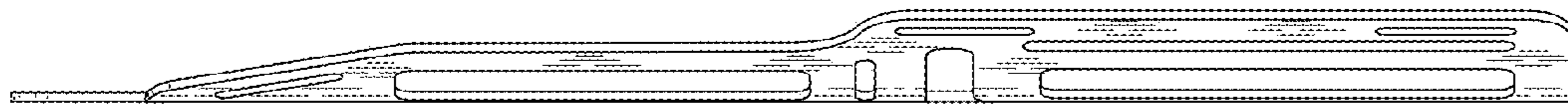
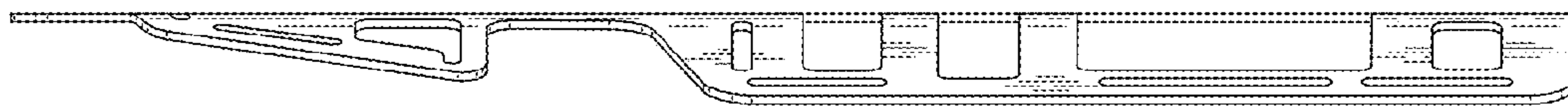



Fig. 3




*Fig. 5*



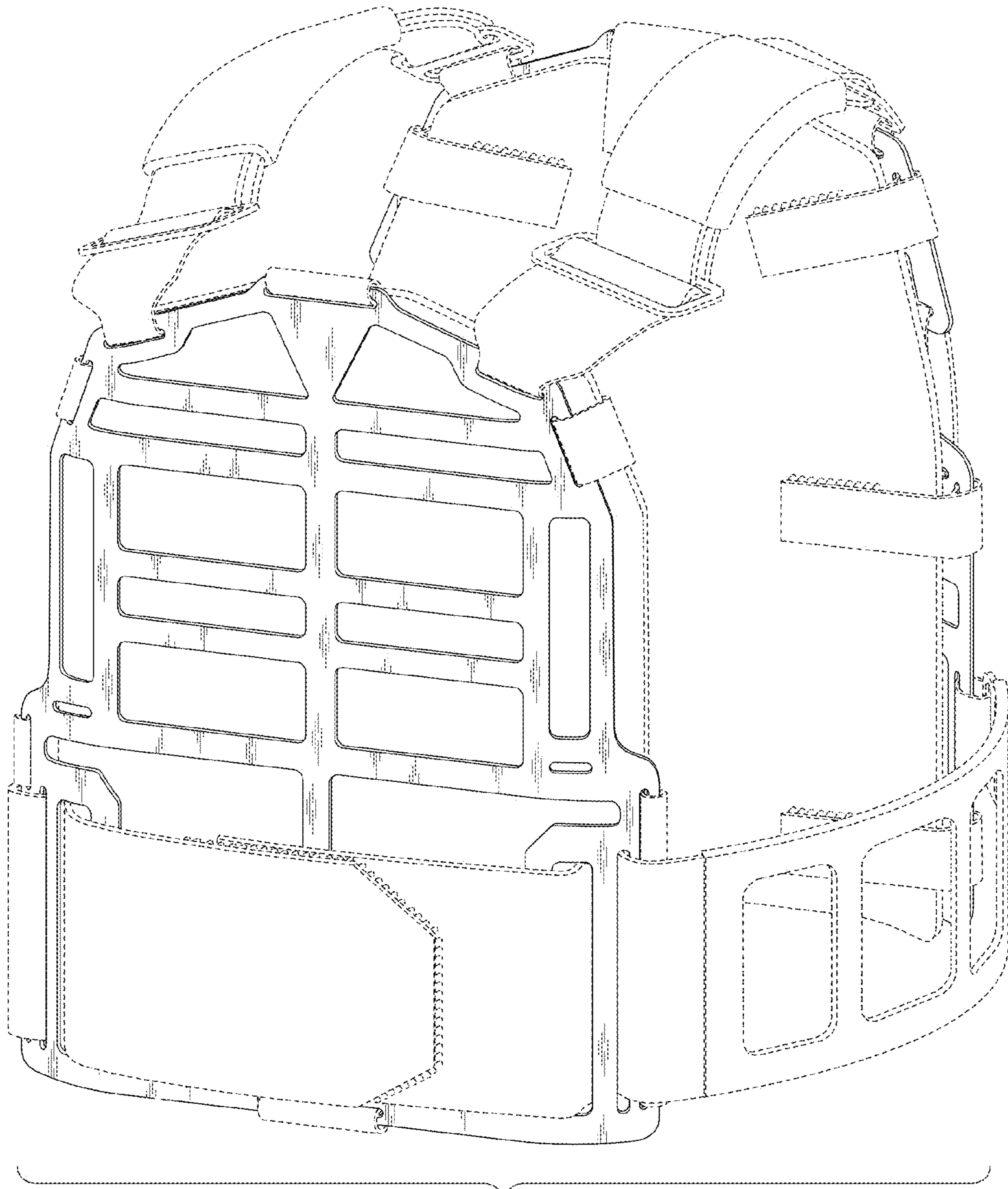
*Fig. 4*



*Fig. 7*



*Fig. 6*



*Fig. 8*



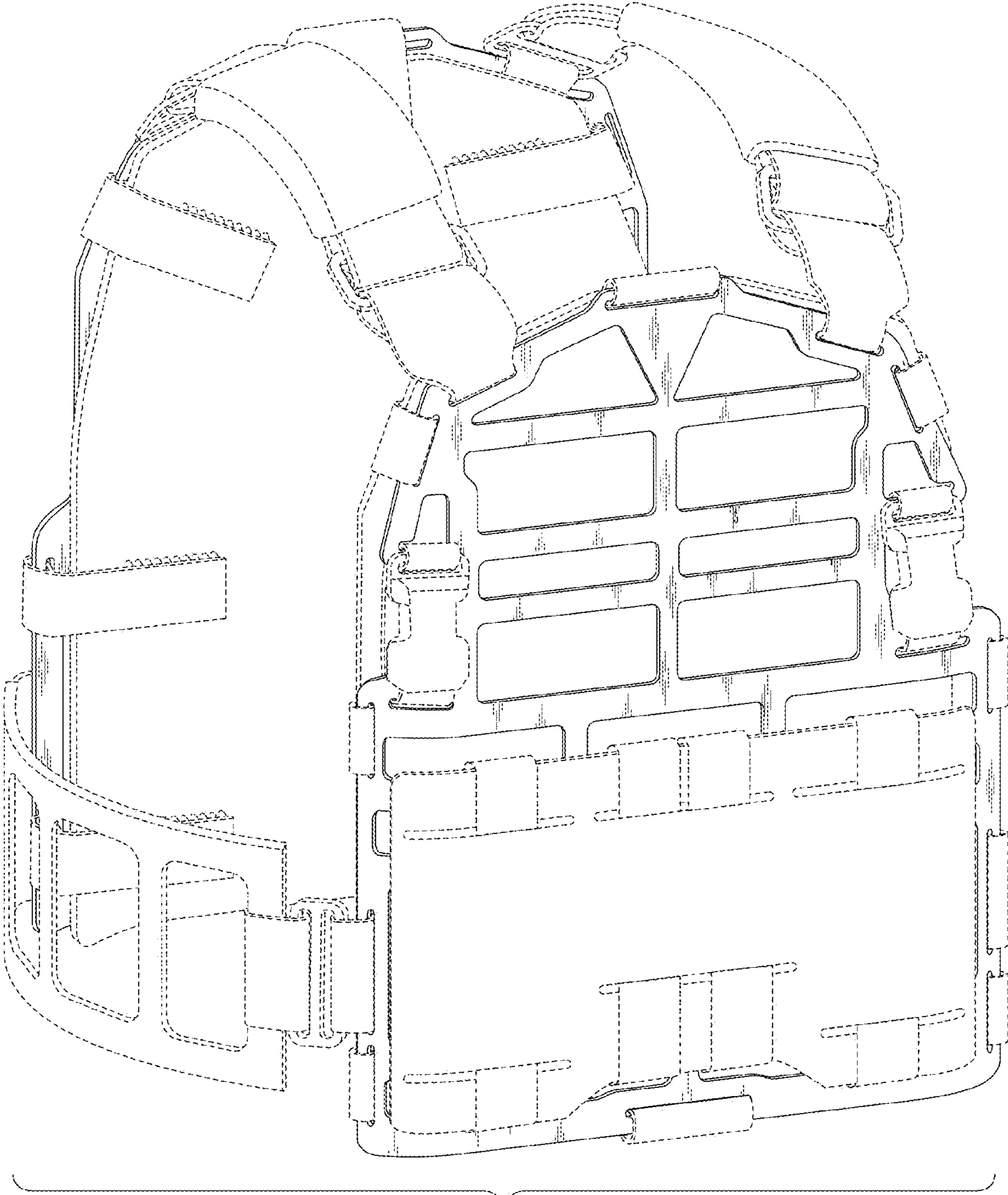


Fig. 9