



US00D961160S

(12) **United States Design Patent** (10) **Patent No.:** **US D961,160 S**
Sikora et al. (45) **Date of Patent:** **** Aug. 16, 2022**

(54) **ELECTRIC DRY SHAVER**
(71) Applicant: **Braun GmbH**, Kronberg (DE)
(72) Inventors: **Bernhard Sikora**, Kelkheim (DE);
Wolfgang Stegmann, Frankfurt (DE)
(73) Assignee: **Braun GMBH**, Kronberg (DE)
(**) Term: **15 Years**
(21) Appl. No.: **29/782,846**
(22) Filed: **May 10, 2021**

7,065,879 B2 * 6/2006 Bader B26B 19/384
30/346.51
D657,912 S 4/2012 Yoon
D668,387 S 10/2012 Grabes et al.
D675,377 S * 1/2013 Boulanger D28/46
D677,836 S 3/2013 Grabes et al.
D689,242 S 9/2013 Grabes et al.
D690,880 S 10/2013 Grabes et al.
D702,882 S 4/2014 Grabes et al.
D713,994 S 9/2014 Grabes et al.
D717,001 S * 11/2014 Uematsu D28/53
D717,996 S * 11/2014 Kikuchi D28/51
D718,900 S 12/2014 Kikuchi et al.
D751,252 S 3/2016 Grabes et al.
D753,342 S 4/2016 Okabe
D763,509 S 8/2016 Teteak et al.
D799,118 S 10/2017 Ino
D813,458 S 3/2018 Okabe et al.
9,962,842 B2 * 5/2018 Komori B26B 19/12
10,421,202 B2 * 9/2019 Erndt B26B 19/10
10,486,316 B2 11/2019 Erndt et al.
10,486,318 B2 11/2019 Bady et al.
10,532,473 B2 * 1/2020 Krauss B26B 19/046
10,556,354 B2 * 2/2020 Erndt B26B 19/063
10,751,893 B2 * 8/2020 Okura B26B 19/143

Related U.S. Application Data

(62) Division of application No. 29/679,544, filed on Feb. 7, 2019, now Pat. No. Des. 922,682.

Foreign Application Priority Data

Aug. 10, 2018 (WO) 8514901

(51) **LOC (13) Cl.** **28-03**
(52) **U.S. Cl.**
USPC **D28/51**
(58) **Field of Classification Search**
USPC D28/49-54
CPC B26B 19/00-048; B26B 19/10-107; B26B
19/28; B26B 19/205; B26B 19/38; B26B
19/3806-388; B26B 19/3886
See application file for complete search history.

References Cited

U.S. PATENT DOCUMENTS

D337,857 S 7/1993 Nakashima et al.
D351,927 S 10/1994 Nakashima et al.
6,381,849 B2 5/2002 Eichhorn et al.
6,601,302 B2 8/2003 Andrew
D518,236 S * 3/2006 Butcher D28/51

(Continued)

Primary Examiner — Jennifer Rivard
(74) *Attorney, Agent, or Firm* — Kevin C. Johnson

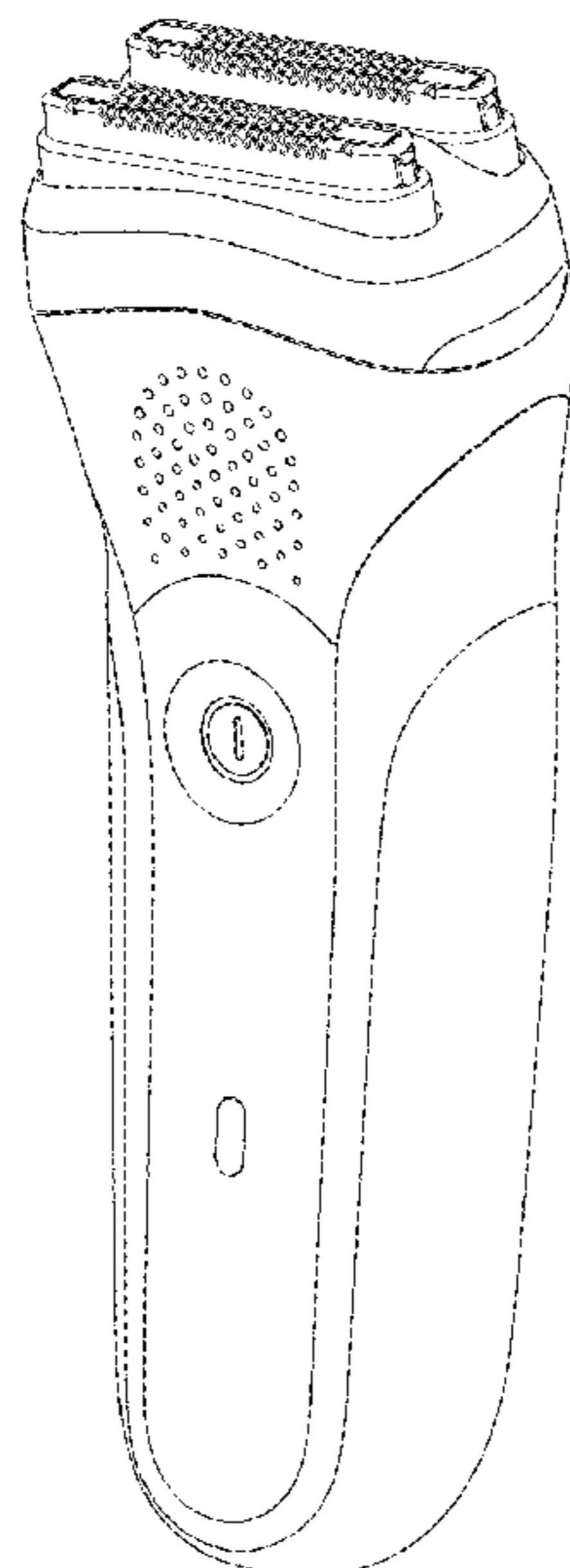
CLAIM

(57) The ornamental design for an electric dry shaver, as shown and described.

DESCRIPTION

FIG. 1 is a perspective view of an electric dry shaver;
FIG. 2 is a front view thereof;
FIG. 3 is a right side view thereof;
FIG. 4 is a rear view thereof;
FIG. 5 is a left side view thereof;
FIG. 6 is a top plan view thereof; and,
FIG. 7 is a bottom view thereof.

1 Claim, 7 Drawing Sheets



(56)

References Cited

U.S. PATENT DOCUMENTS

D899,690 S * 10/2020 de Belizal D28/53
10,906,195 B2 * 2/2021 Bady B26B 19/20
D921,985 S * 6/2021 Goeder D28/51
D922,682 S * 6/2021 Sikora D28/51
D930,245 S * 9/2021 de Belizal D28/53
2012/0151774 A1 6/2012 Shimizu et al.
2015/0314461 A1 11/2015 Man Wong et al.
2016/0176058 A1 6/2016 Piesker et al.
2017/0190063 A1* 7/2017 Schratte B26B 19/042
2018/0085940 A1 3/2018 Krauss et al.
2018/0085945 A1 3/2018 Bady et al.
2019/0299433 A1* 10/2019 Fuerst B26B 19/048
2019/0299438 A1* 10/2019 Erndt B26B 19/3866
2021/0031386 A1* 2/2021 Neyer B26B 19/382
2021/0268674 A1* 9/2021 Weschta B26B 19/386

* cited by examiner

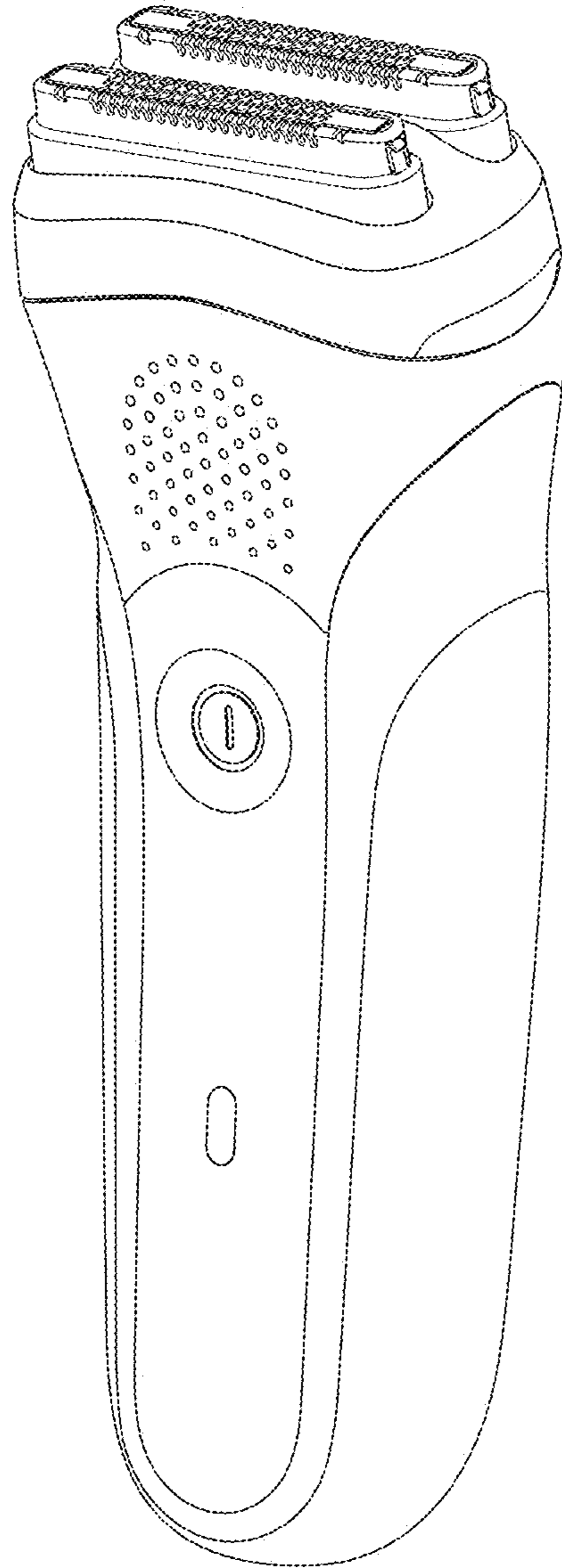


Figure 1

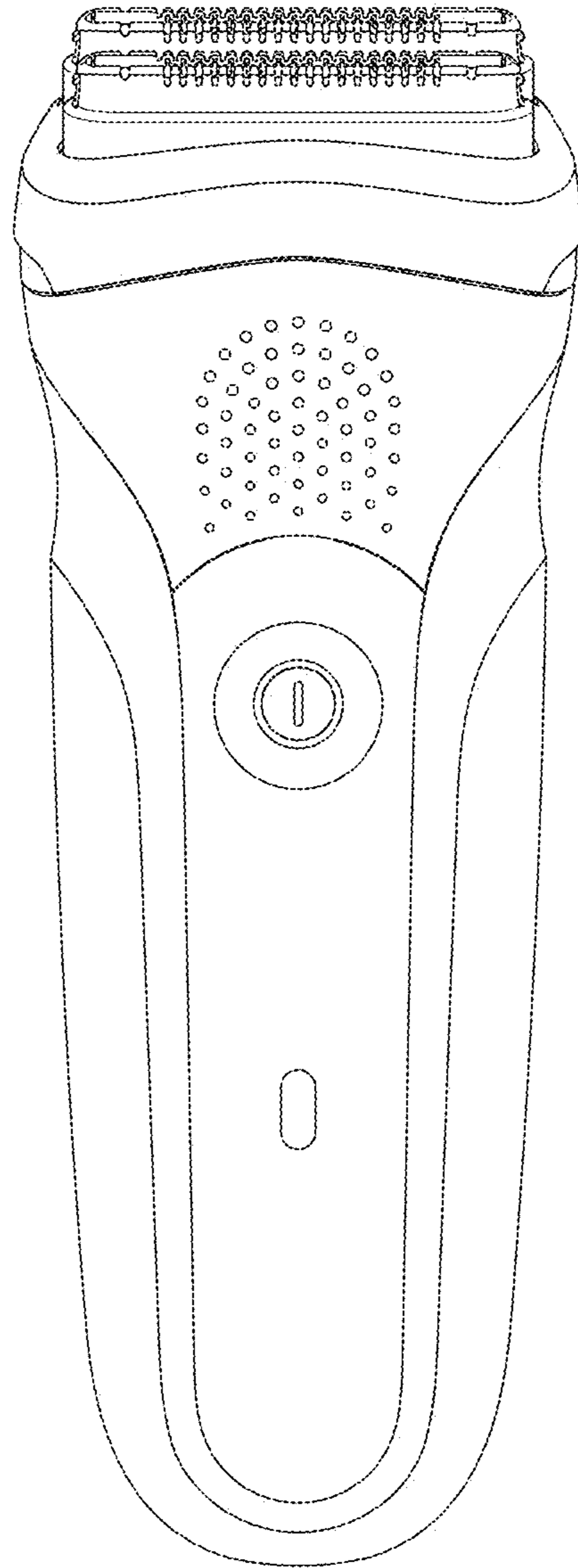


Figure 2

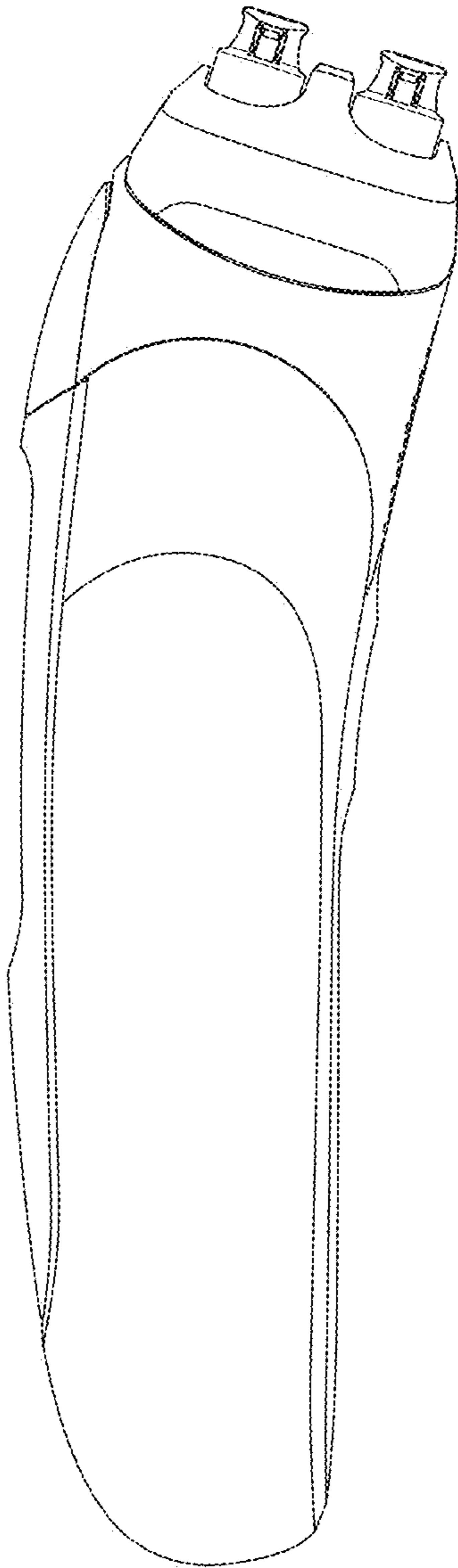


Figure 3

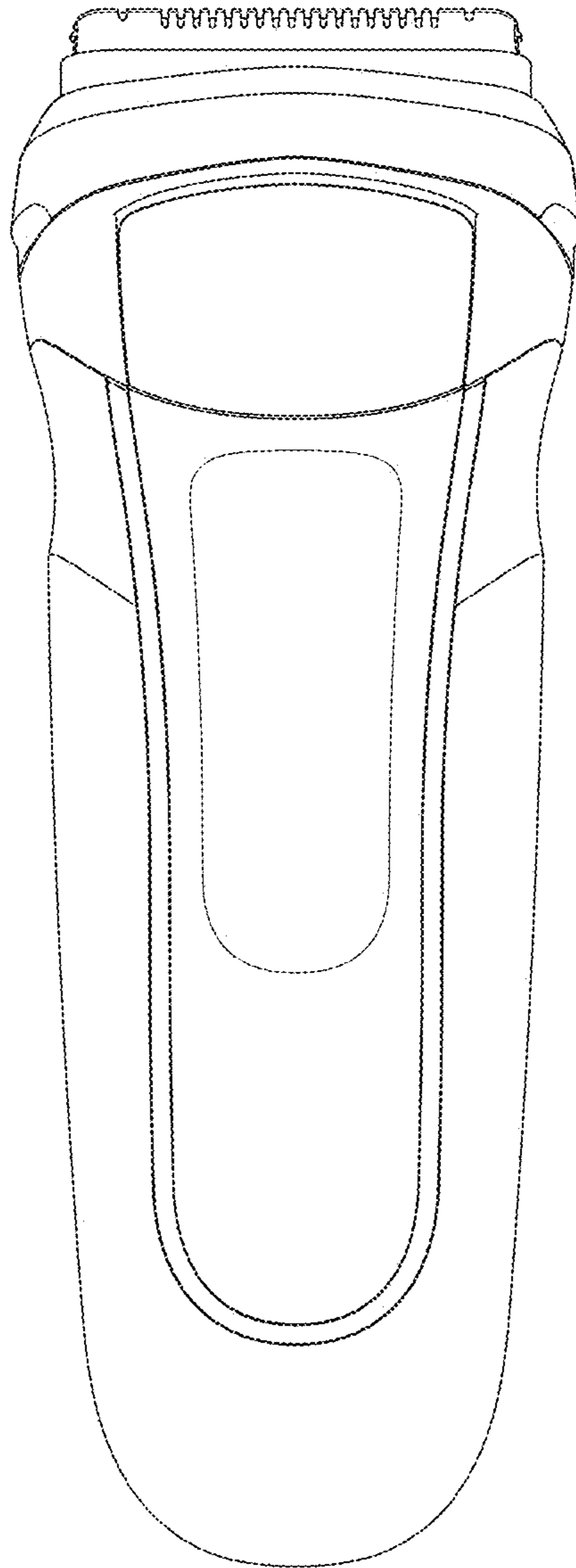


Figure 4

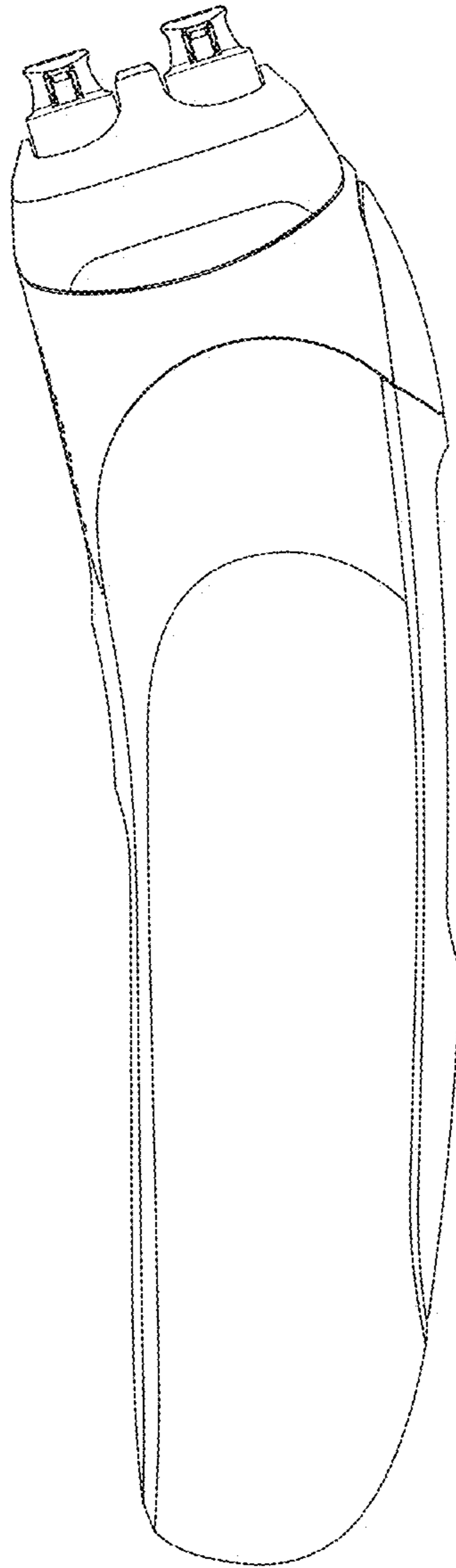


Figure 5

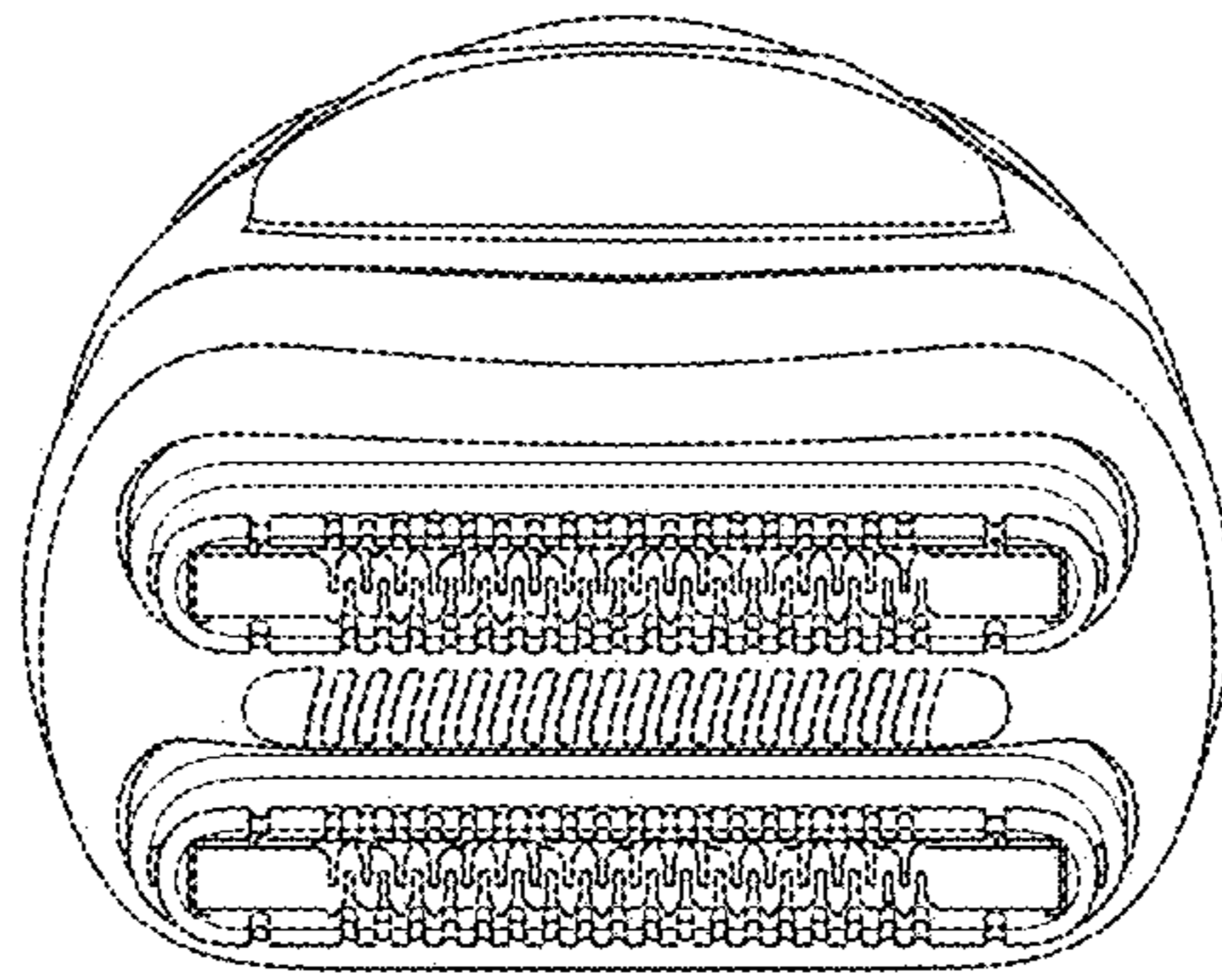


Figure 6

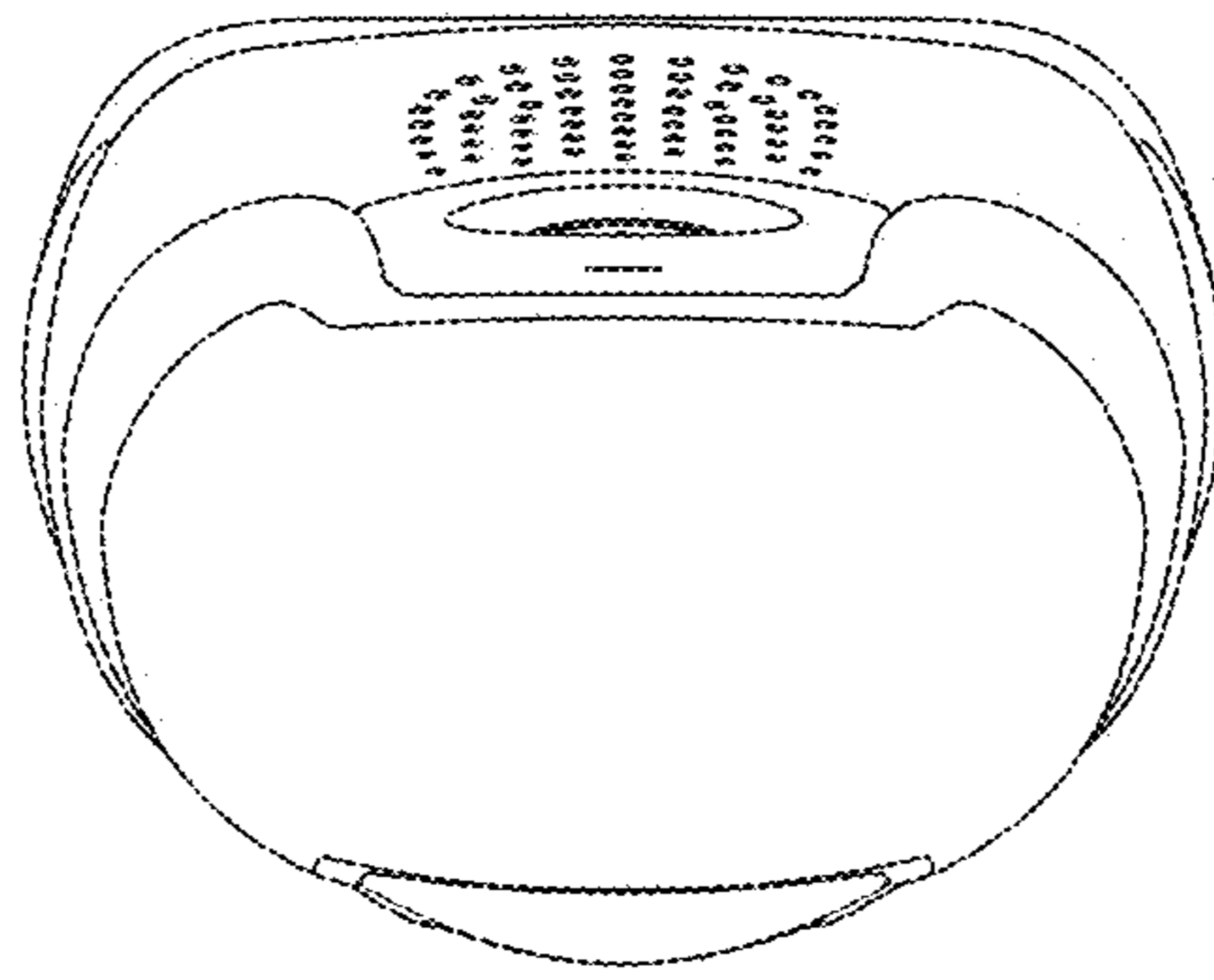


Figure 7