



US00D961159S

(12) **United States Design Patent** (10) **Patent No.:** **US D961,159 S**
Huang (45) **Date of Patent:** **** Aug. 16, 2022**

(54) **HANDLE FOR ELECTRIC SHAVER**

OTHER PUBLICATIONS

(71) Applicant: **GUANGDONG HUANENGDA ELECTRICAL APPLIANCES CO., LTD.**, Jieyang (CN)

Soocas Electric Body Hair Trimmer, reviewed on Feb. 4, 2020, retrieved on Jun. 16, 2022, retrieved from the Internet URL: https://www.amazon.com/dp/B0836PQPC9/ref=emc_b_5_i.*

(72) Inventor: **Minxun Huang**, Jieyang (CN)

Soocas Electric Razor for Men, reviewed on Jan. 2, 2021, retrieved on Jun. 16, 2022, retrieved from the Internet URL: https://www.amazon.com/SOOCAS-Electric-Cordless-Rechargeable-S5/dp/B08MZQS9FD/ref=sr_1_5?crd=87GUYAWNFOZ3&keywords=socas+electric+shaver&qid=1655403592&srefix=socas+elec%2Caps%2C146&sr=8-5.*

(73) Assignee: **GUANGDONG HUANENGDA ELECTRICAL APPLIANCES CO., LTD.**, Jieyang (CN)

* cited by examiner

(**) Term: **15 Years**

Primary Examiner — Jennifer Rivard
Assistant Examiner — Alison M Ofstun

(21) Appl. No.: **29/809,336**

(22) Filed: **Sep. 27, 2021**

(51) **LOC (13) Cl.** **28-03**

(57) **CLAIM**

(52) **U.S. Cl.**
USPC **D28/50**

The ornamental design for a handle for electric shaver, as shown and described.

(58) **Field of Classification Search**
USPC D28/44, 45, 49–54; D8/107, 300
CPC B26B 19/00; B26B 19/02; B26B 19/04;
B26B 19/06; B26B 19/10; B26B 19/12;
B26B 19/28; B26B 19/38; B26B 19/3853;
A45D 26/00; A45D 26/0023; A45D
26/0038

DESCRIPTION

See application file for complete search history.

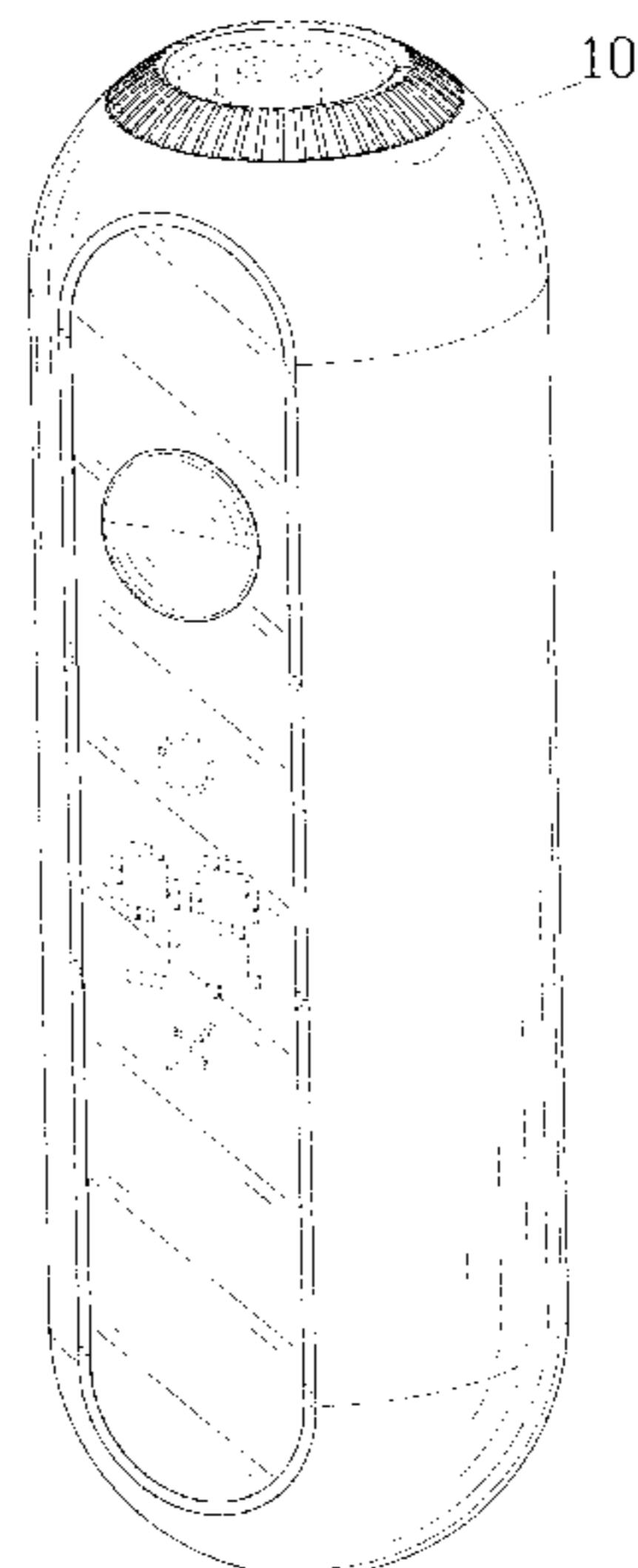
FIG. 1 is a perspective view of a handle for electric shaver showing my new design;
FIG. 2 is another perspective view thereof;
FIG. 3 is a front elevational view thereof;
FIG. 4 is a rear elevational view thereof;
FIG. 5 is a left side elevational view thereof;
FIG. 6 is a right side elevational view thereof;
FIG. 7 is a top plan view thereof;
FIG. 8 is a bottom plan view thereof;
FIG. 9 is a perspective view of the handle for electric shaver where the handle for electric shaver is in a configuration of use; and,
FIG. 10 is an enlarged view of portion 10 shown in FIG. 1. The dash-dash broken lines in the drawings depict portions of the handle for electric shaver that form no part of the claimed design. The dot-dash broken lines represent boundaries of the enlarged portion and form no part of the claimed design.

(56) **References Cited**

U.S. PATENT DOCUMENTS

D835,845	S	12/2018	Graves	
D844,246	S *	3/2019	Yan	D28/50
D858,880	S *	9/2019	Lu	D28/50
D889,042	S	6/2020	Andersson et al.	
D925,124	S *	7/2021	Huang	D28/50
D927,782	S *	8/2021	Mehta	D28/51
D938,651	S *	12/2021	Meng	D28/50
D942,686	S *	2/2022	Goeder	D28/51
D945,071	S *	3/2022	Huang	D28/50
D949,358	S *	4/2022	Peterson	D24/211
D949,479	S *	4/2022	Van Roosmalen	D28/50
D951,542	S *	5/2022	Meng	D28/53
2022/0016793	A1 *	1/2022	Wang	B26B 19/386

1 Claim, 10 Drawing Sheets



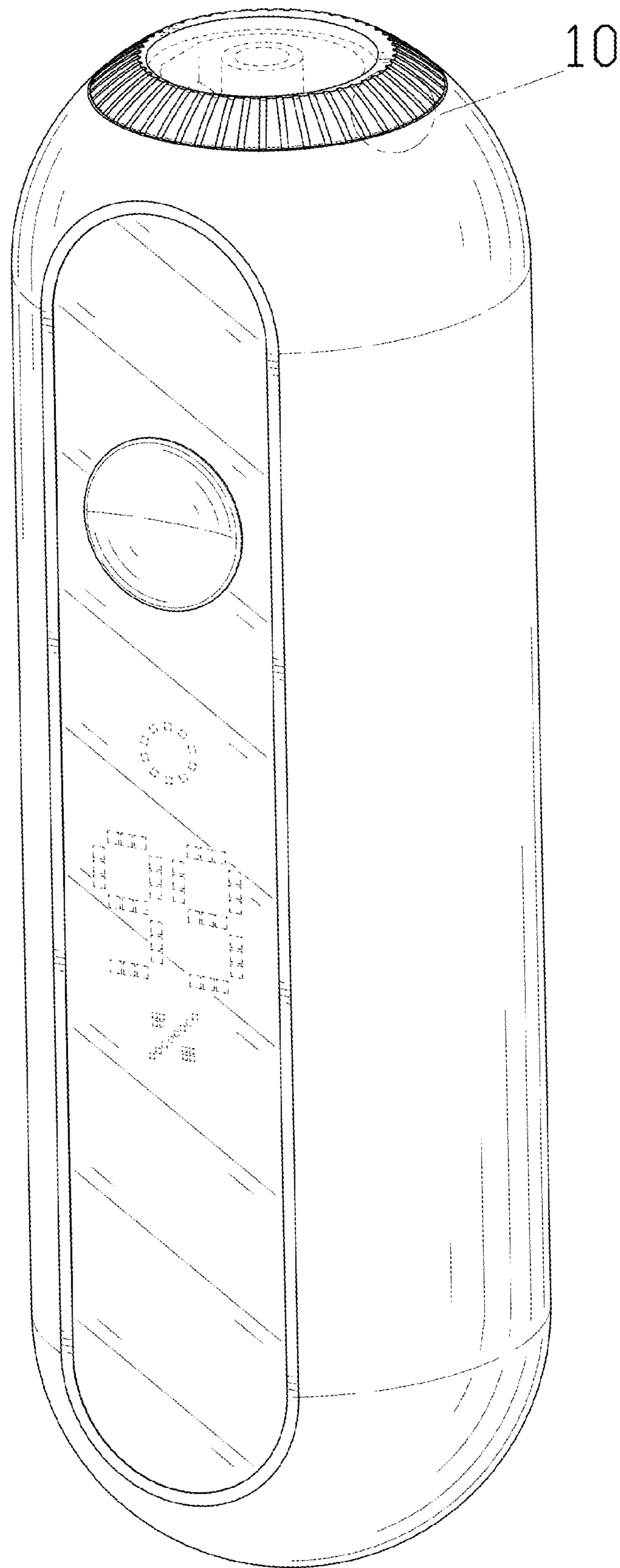


FIG. 1




FIG. 2

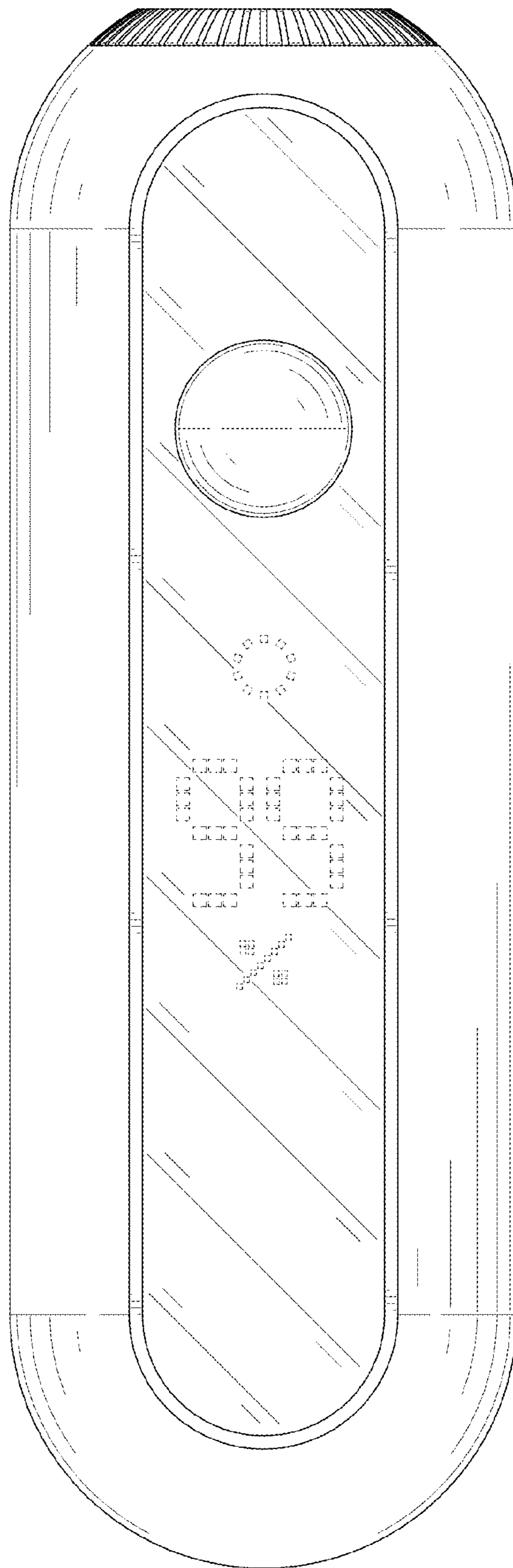


FIG. 3




FIG. 4




FIG. 5




FIG. 6

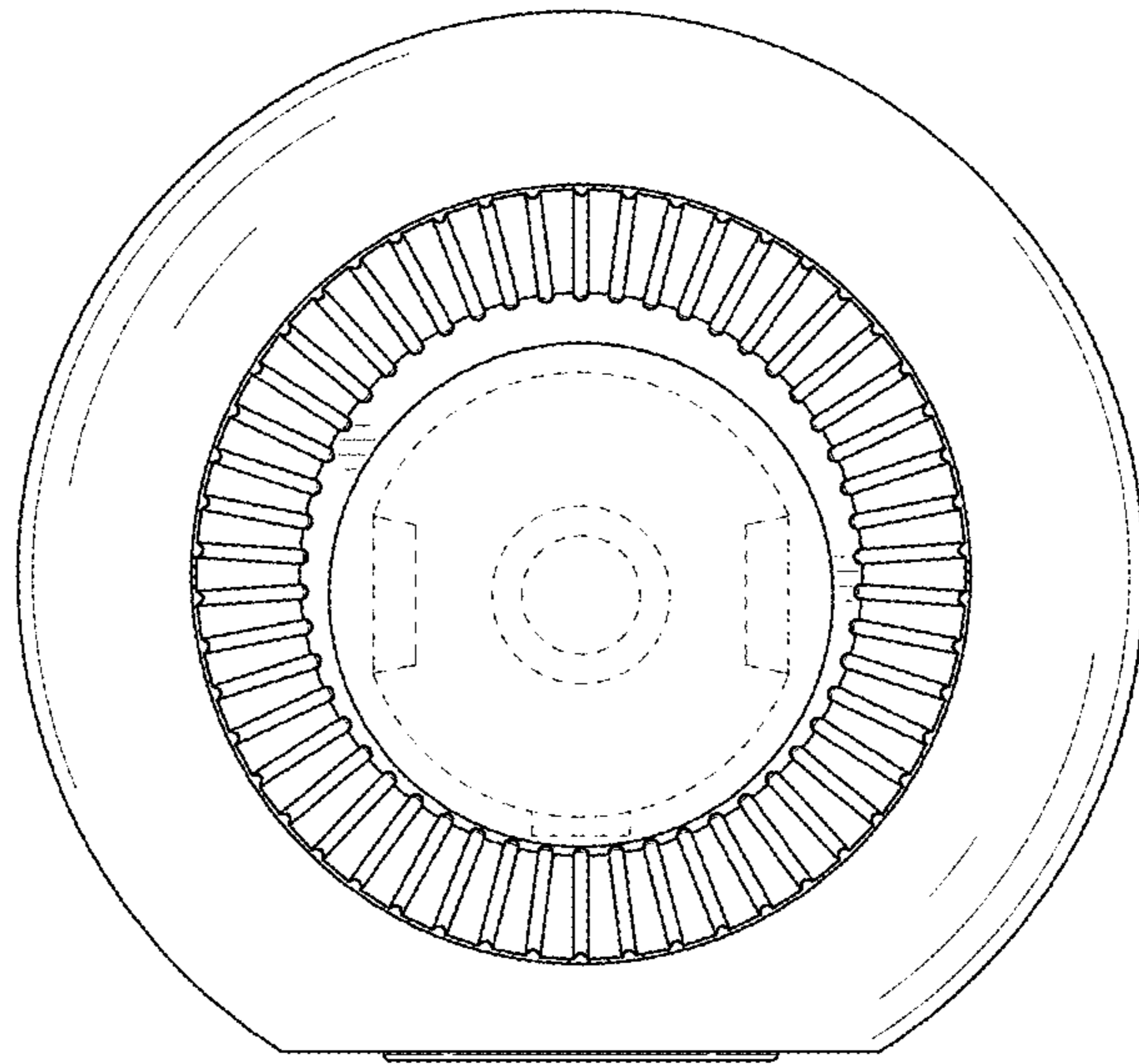


FIG. 7

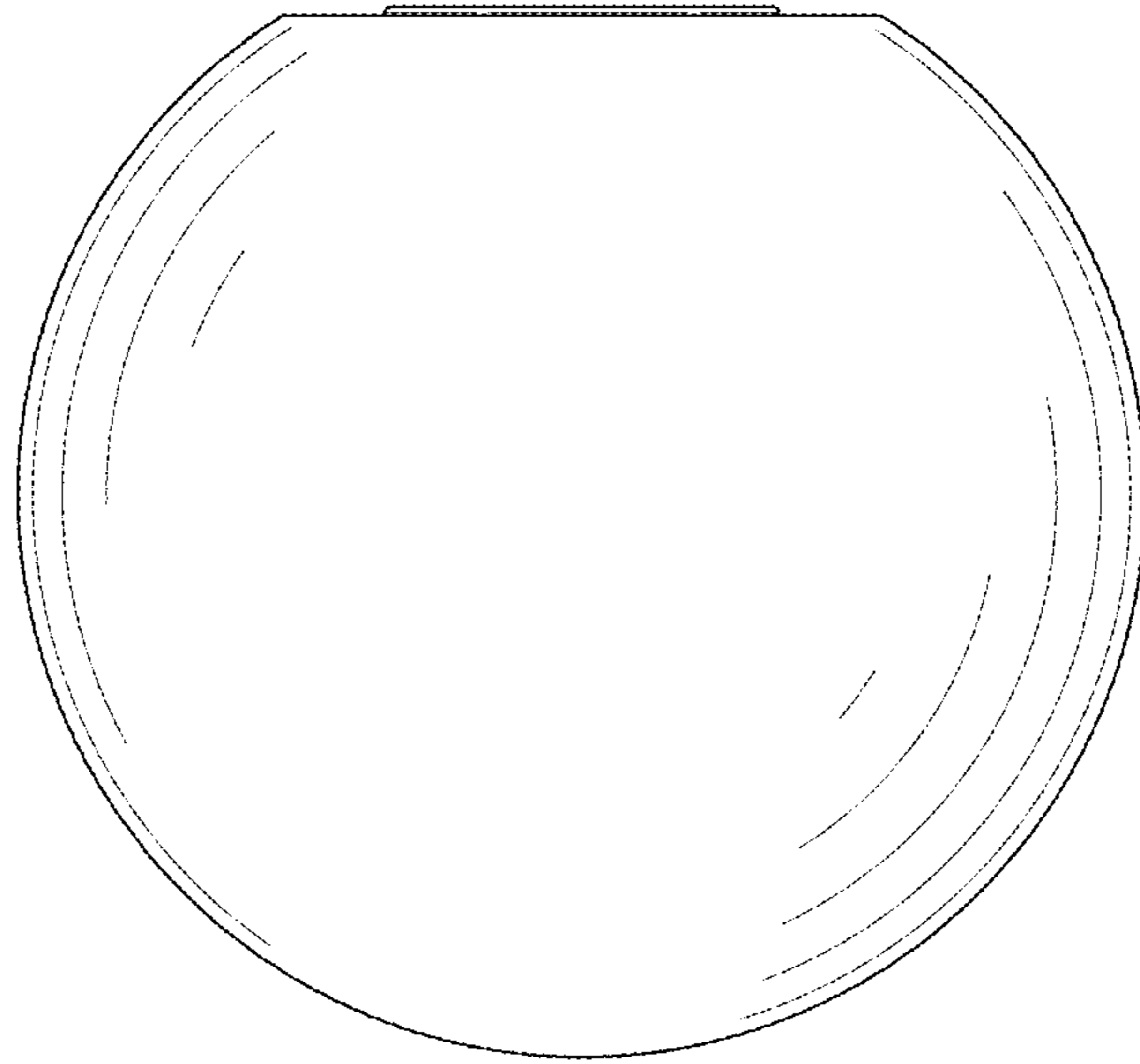


FIG. 8

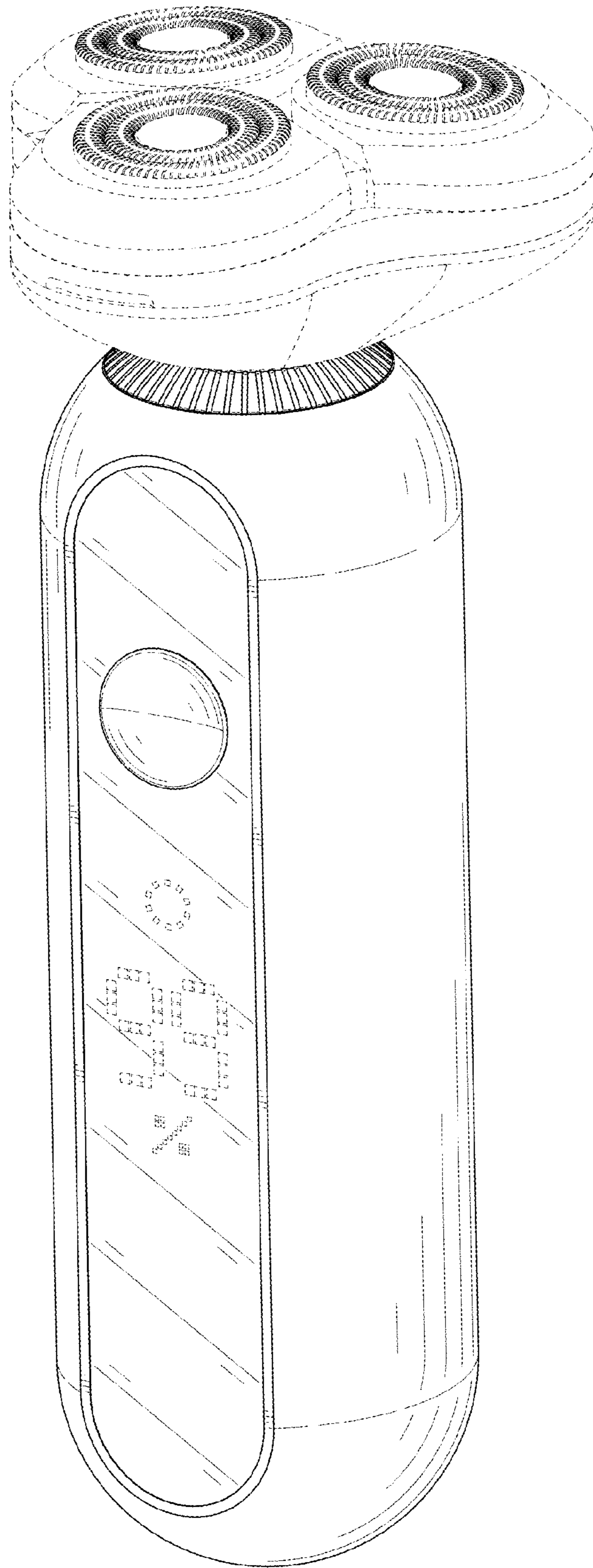


FIG. 9

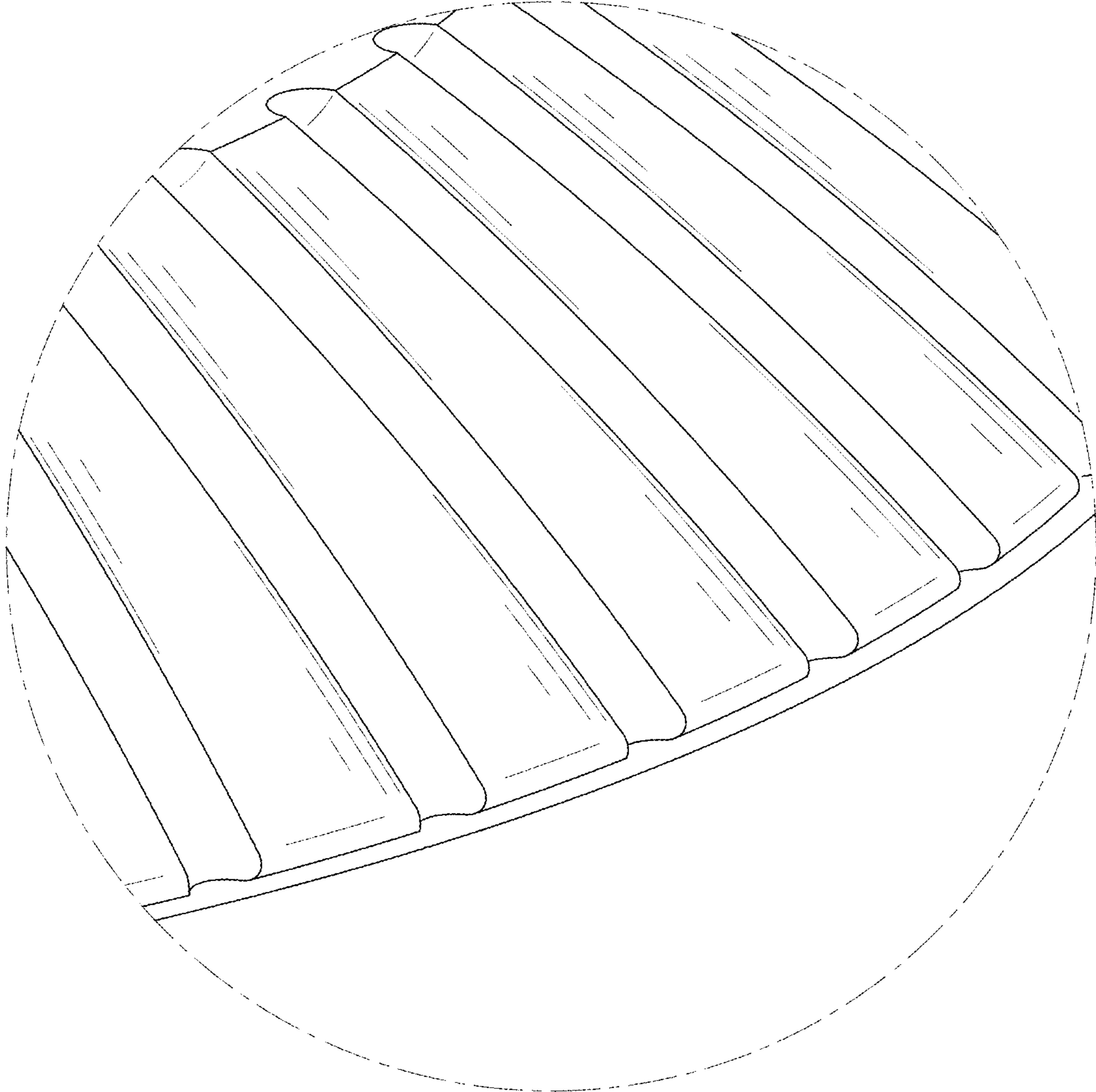


FIG. 10