

US00D961136S

(12) **United States Design Patent** (10) **Patent No.:** **US D961,136 S**
Hsu (45) **Date of Patent:** **** Aug. 16, 2022**

(54) **LAMP WITH A RADIO**

(71) Applicant: **Dong Guan Jia Sheng Lighting Technology Co., Ltd. China,**
Dong-Guna (CN)

(72) Inventor: **Kevin Hsu,** Taichung (TW)

(73) Assignee: **Dong Guan Jia Sheng Lighting Technology Co., Ltd. China,**
Guang-Dong (CN)

(**) Term: **15 Years**

(21) Appl. No.: **29/719,834**

(22) Filed: **Jan. 8, 2020**

(51) **LOC (13) Cl.** **D26-05**

(52) **U.S. Cl.**
USPC **D26/52; D14/214**

(58) **Field of Classification Search**
USPC D26/24, 37-52, 113, 118-120; D14/172,
D14/194-195, 204, 208, 214; D10/104.1,
D10/106.1, 106.8-106.9
CPC H04R 1/026; H04R 2205/021; H04R
2227/003; H04R 3/12; H04R 1/025;
H04R 1/1041; H04R 1/105; H04R
1/1066; H04R 1/30; H04R 2499/11;
H04R 27/00; H04R 29/00; H04R 5/02;
H04R 5/033; H04R 5/0335; H04R 9/06;
H04R 1/02; H04R 2420/07; H04R 1/023;
H04R 1/028; H04R 1/06; H04R 1/2803;
H04R 1/345; H04R 1/347; H04R
2201/34; H04R 3/007; H04R 3/02; H04R
5/04; H04R 9/08; H04R 1/021; H04R
1/26; H04R 2420/03; F21V 33/0056;
F21V 14/02; F21V 33/0076; F21V 14/04;
F21V 23/0442; F21V 13/02; F21V 15/01;
F21V 19/02; F21V 23/009; F21V 31/00;
F21V 33/00; F21V 33/0052; F21V 3/061;
F21V 9/30; F21V 17/06; F21V 17/14;
F21V 21/044; F21V 23/003; F21V
23/0471; F21V 29/713; F21V 29/74;
F21V 3/02; F21V 7/00; F21V 7/04; F21V

7/041; F21V 7/043; F21V 7/06; F21V
15/00; F21V 15/005; F21V 21/406; F21V
23/0435; H01J 65/042; H01J 61/0672;
H01J 61/307; H01J 61/52; H01J 9/248;
H05B 41/2806; H05B 47/19; H05B
47/105; H05B 41/24; H05B 45/37; H05B
45/00; H05B 45/10; H05B 45/325; H05B
47/175; H05B 47/22; H05B 47/235;
H05B 41/40; H05B 45/20; H05B 45/382;
H05B 45/58; F21L 4/08; F21L 17/00;
F21S 9/022; F21S 8/035; F21S 9/037

See application file for complete search history.

(56) **References Cited**

U.S. PATENT DOCUMENTS

5,014,168 A * 5/1991 Kelly F21V 33/0056
362/253
D320,600 S * 10/1991 Yuen D14/168

(Continued)

Primary Examiner — Marissa J Cash

Assistant Examiner — William B Melliar

(74) *Attorney, Agent, or Firm* — Alan D. Kamrath; Karin
L. Williams; Mayer & Williams PC

(57) **CLAIM**

The ornamental design for a lamp with a radio, as shown and
described.

DESCRIPTION

FIG. 1 is a perspective view of a lamp with a radio showing
my design.

FIG. 2 is a front elevational view thereof.

FIG. 3 is a rear elevational view thereof.

FIG. 4 is a left side elevational view thereof.

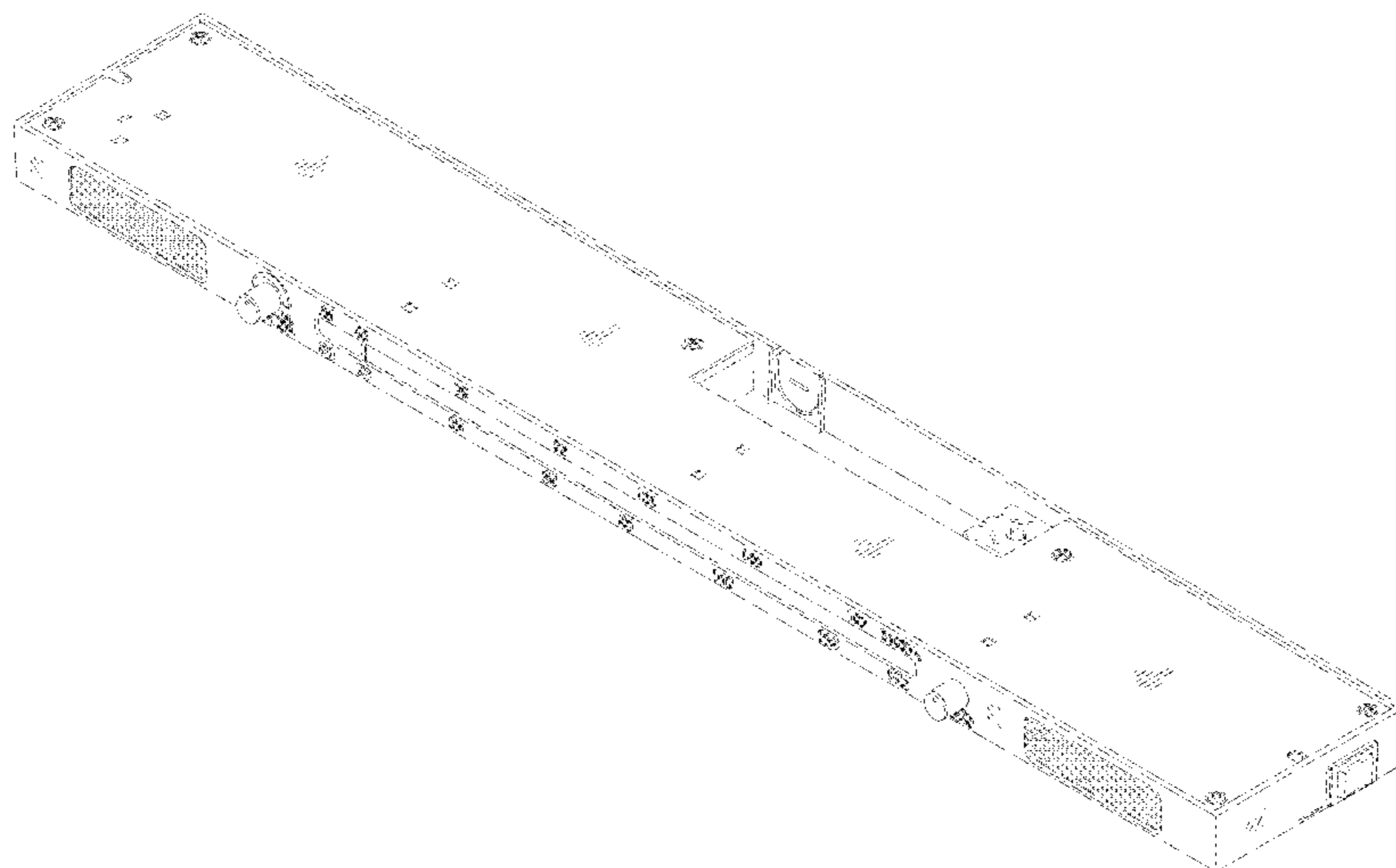
FIG. 5 is a right side elevational view thereof.

FIG. 6 is a top plan view thereof; and,

FIG. 7 is a bottom plan view thereof.

The broken lines in the drawings depict portions of the lamp
with a radio that form no part of the claimed design.

1 Claim, 4 Drawing Sheets



(56)

References Cited

U.S. PATENT DOCUMENTS

D449,995 S * 11/2001 Christianson D10/18
D538,259 S * 3/2007 Okamura D14/172
D551,367 S * 9/2007 Mok D26/37
D553,119 S * 10/2007 Chau D10/2
D721,352 S * 1/2015 Kusano D14/214
D760,685 S * 7/2016 Sugiura D14/204
D797,963 S * 9/2017 Johnson D26/24
D800,693 S * 10/2017 Sugiura D14/214
D800,694 S * 10/2017 Sugiura D14/214
D800,934 S * 10/2017 Hoffmeister D26/51
D800,935 S * 10/2017 Hoffmeister D26/51
D817,308 S * 5/2018 Sugiura D14/214
D885,203 S * 5/2020 Chen D10/15
D893,766 S * 8/2020 Sokol D26/24
10,823,392 B1 * 11/2020 Hsu F21V 23/0435
D912,873 S * 3/2021 Hsu D26/72
D925,106 S * 7/2021 Xu D26/118
D929,018 S * 8/2021 Hsu D26/76
D932,465 S * 10/2021 Su D14/204

* cited by examiner

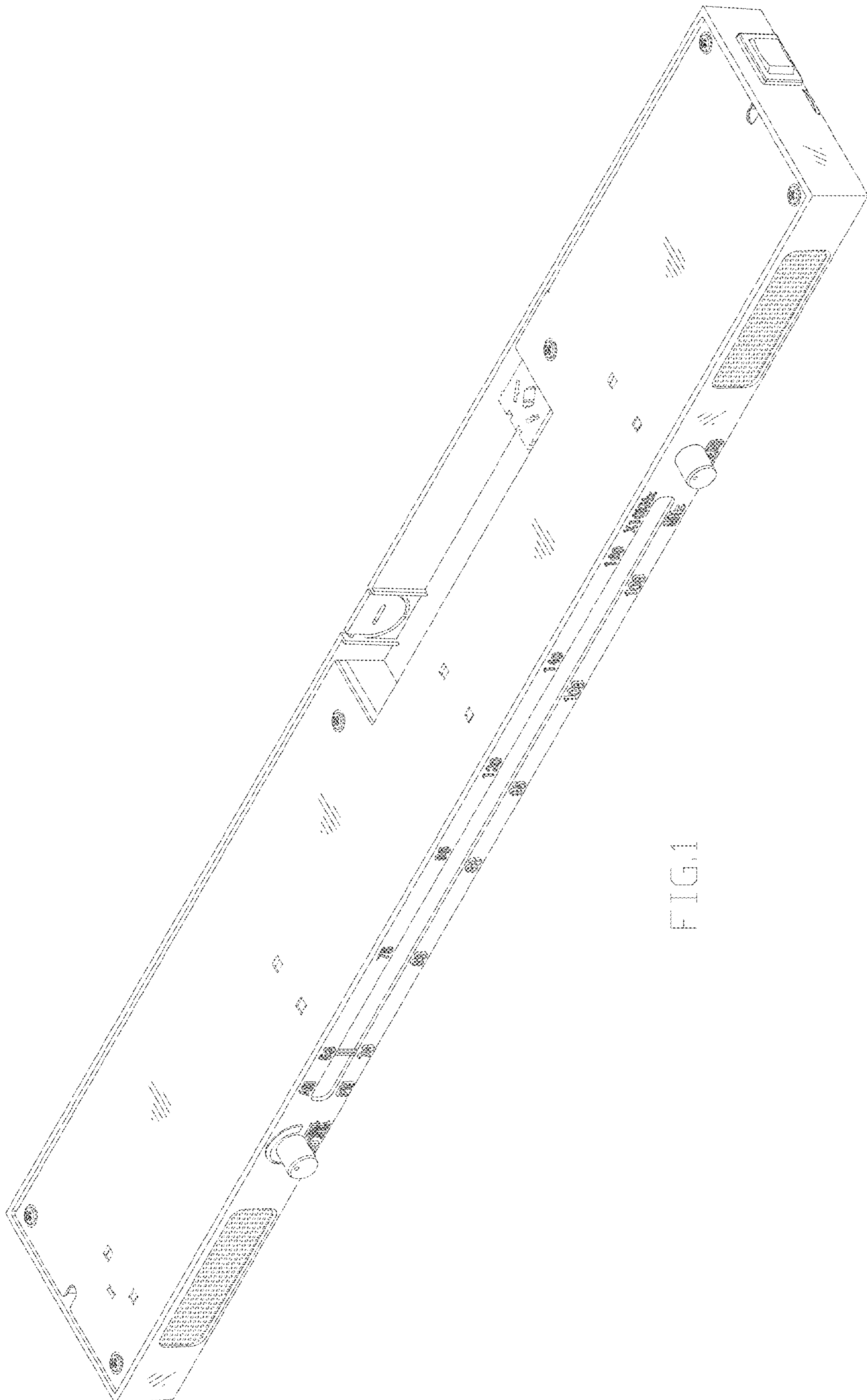


FIG. 1




FIG. 2

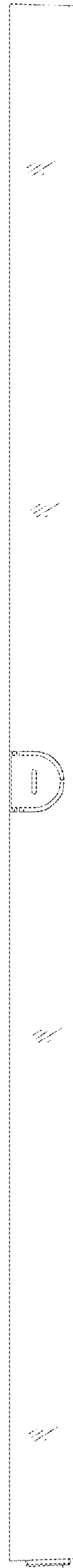


FIG. 3




FIG. 4

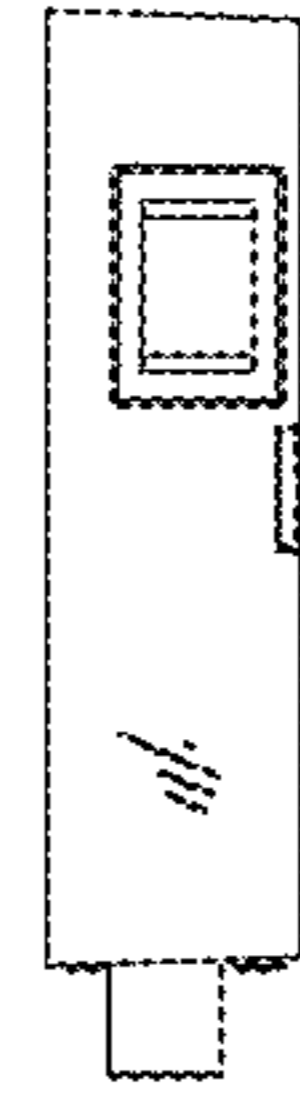


FIG. 5

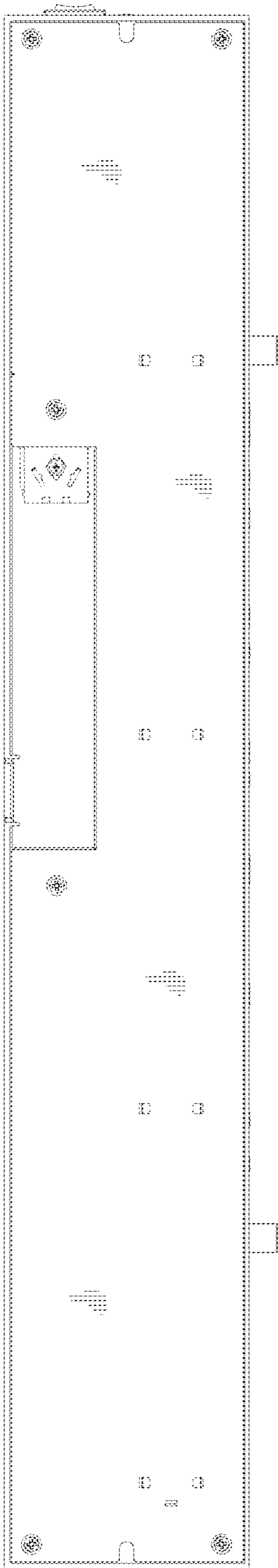


FIG. 6




FIG. 7