



US00D961090S

(12) **United States Design Patent**
Bausback et al.

(10) **Patent No.:** **US D961,090 S**

(45) **Date of Patent:** **** Aug. 16, 2022**

(54) **MEDICAL EQUIPMENT**

(71) Applicant: **FERTON HOLDING S.A.**, Delemont (CH)

(72) Inventors: **Christiane Bausback**, Munich (DE);
Katharina Mayer, Munich (DE)

(73) Assignee: **FERTON HOLDING S.A.**, Delemont (CH)

(**) Term: **15 Years**

(21) Appl. No.: **29/658,660**

(22) Filed: **Aug. 1, 2018**

(30) **Foreign Application Priority Data**

Feb. 2, 2018 (EM) 004692390-0002

(51) **LOC (13) Cl.** **24-02**

(52) **U.S. Cl.**
USPC **D24/185**

(58) **Field of Classification Search**
USPC D24/185, 117, 144, 186, 111, 216, 232,
D24/108

CPC A61C 3/025
See application file for complete search history.

(56) **References Cited**

U.S. PATENT DOCUMENTS

D593,198 S * 5/2009 Neumeister D24/117
7,980,923 B2 * 7/2011 Olmo A61C 3/025
451/99

D670,386 S * 11/2012 Yanagawa D24/144
D734,475 S * 7/2015 Ross D24/185
D765,832 S * 9/2016 Hochman D24/111
D865,218 S * 10/2019 Mathers D24/232
D877,925 S * 3/2020 Tanaka D24/216
D883,469 S * 5/2020 Inkrote D24/108
D884,156 S * 5/2020 Haug D24/111
D887,559 S * 6/2020 Esfandiari D24/186

* cited by examiner

Primary Examiner — Rhea Shields

(74) *Attorney, Agent, or Firm* — ArentFox Schiff LLP

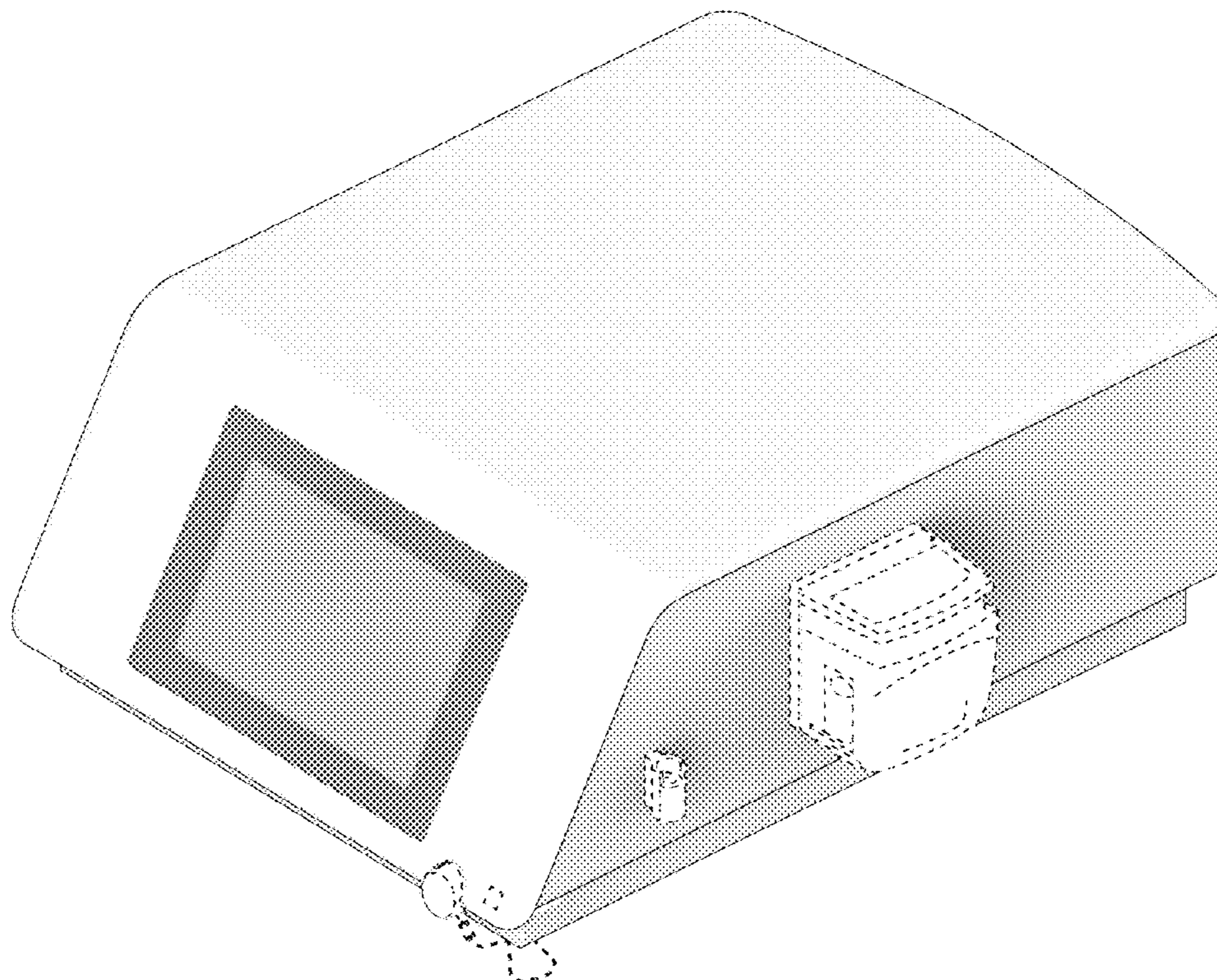
(57) **CLAIM**

The ornamental design for a medical equipment, as shown and described.

DESCRIPTION

FIG. 1 is front right perspective view of a medical equipment showing our new design;
FIG. 2 is front view of the design shown in FIG. 1;
FIG. 3 is a rear view of the design shown in FIG. 1;
FIG. 4 is a left side view of the design shown in FIG. 1;
FIG. 5 is a right side view of the design shown in FIG. 1;
FIG. 6 is a top view of the design shown in FIG. 1; and
FIG. 7 is a bottom view of the design shown in FIG. 1.
The broken lines shown in the figures are included for the purpose of illustrating portions of the medical equipment and form no part of the claimed design.

1 Claim, 7 Drawing Sheets



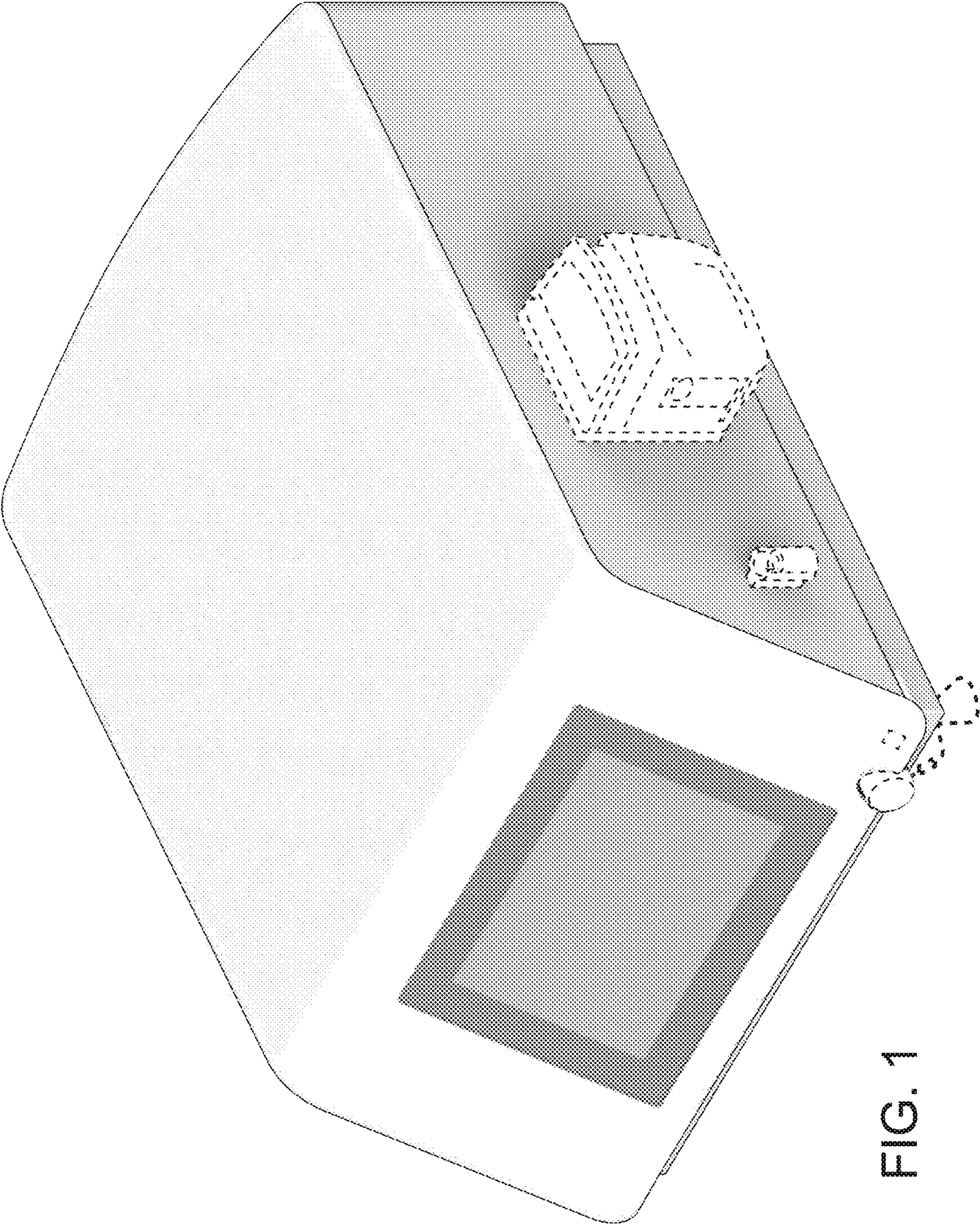


FIG. 1

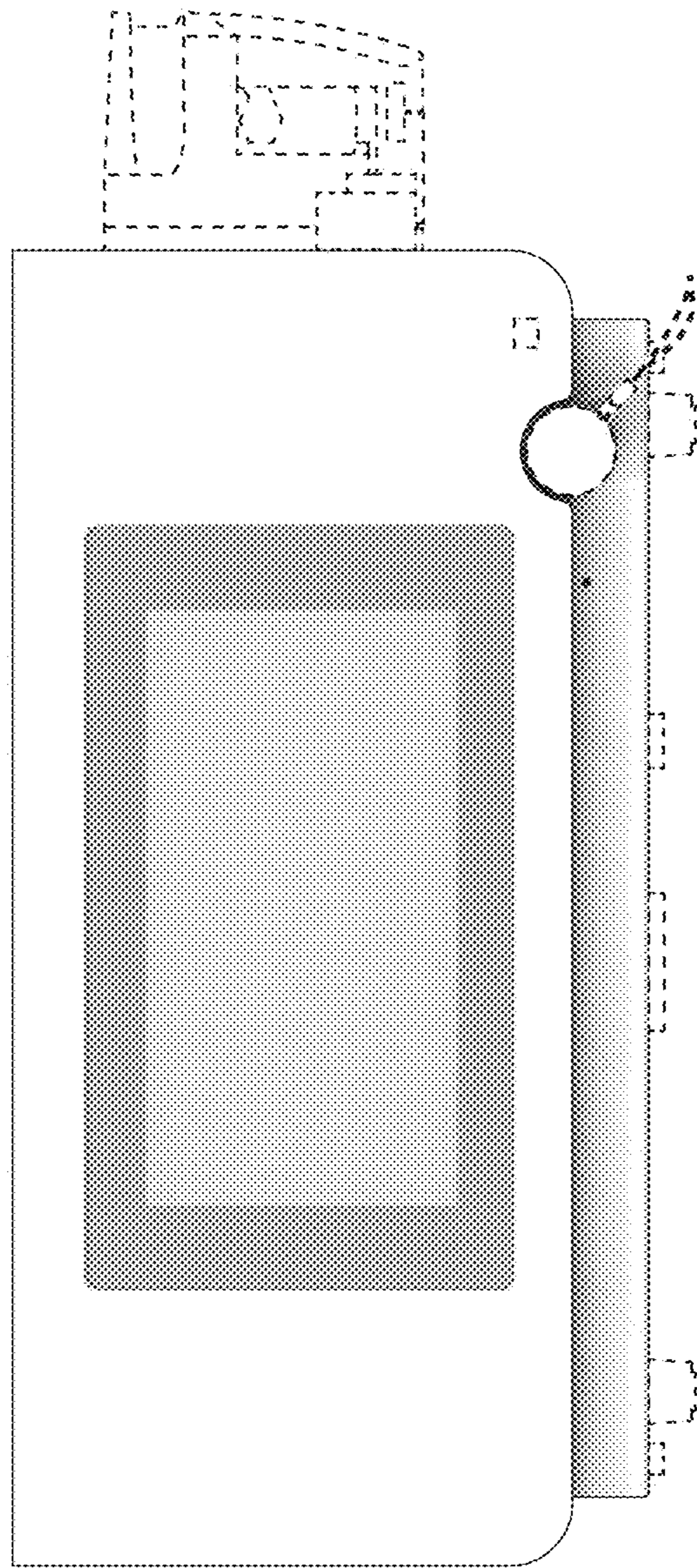


FIG. 2

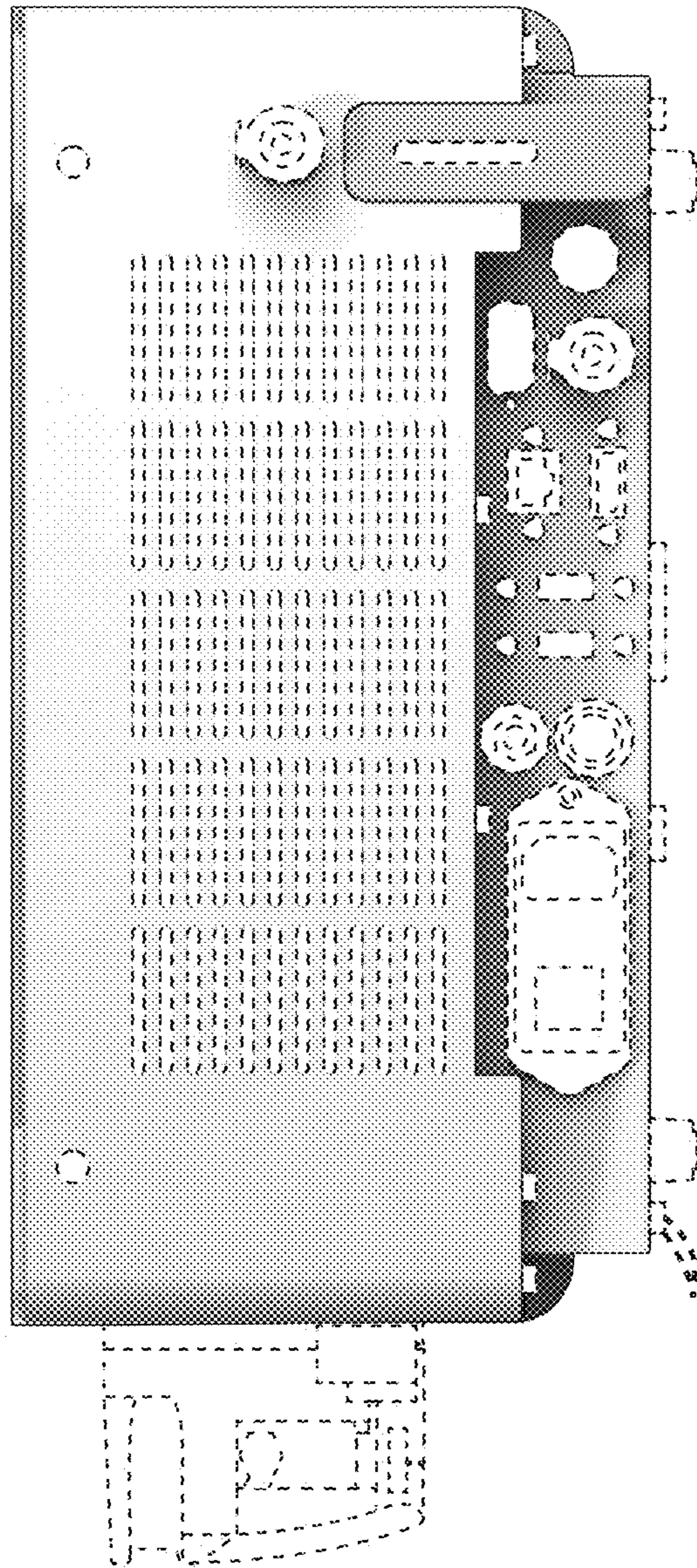


FIG. 3

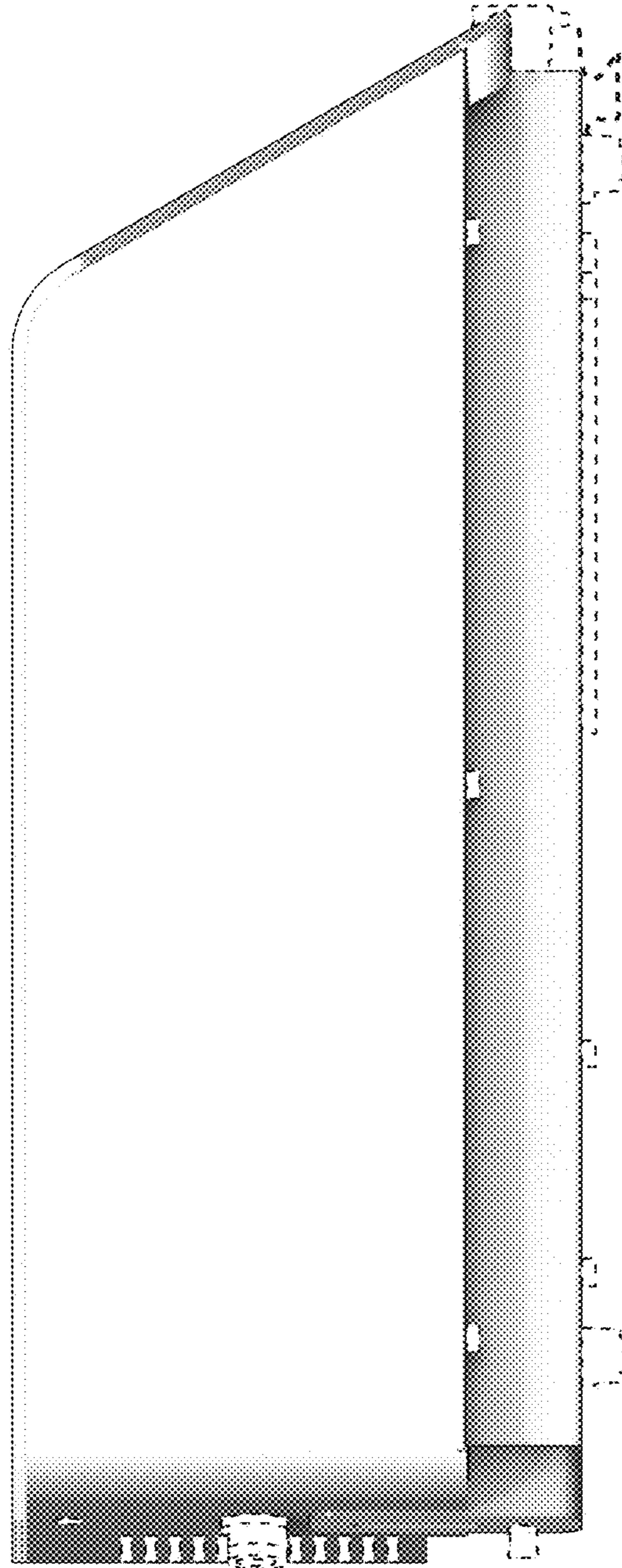


FIG. 4




FIG. 5




FIG. 6

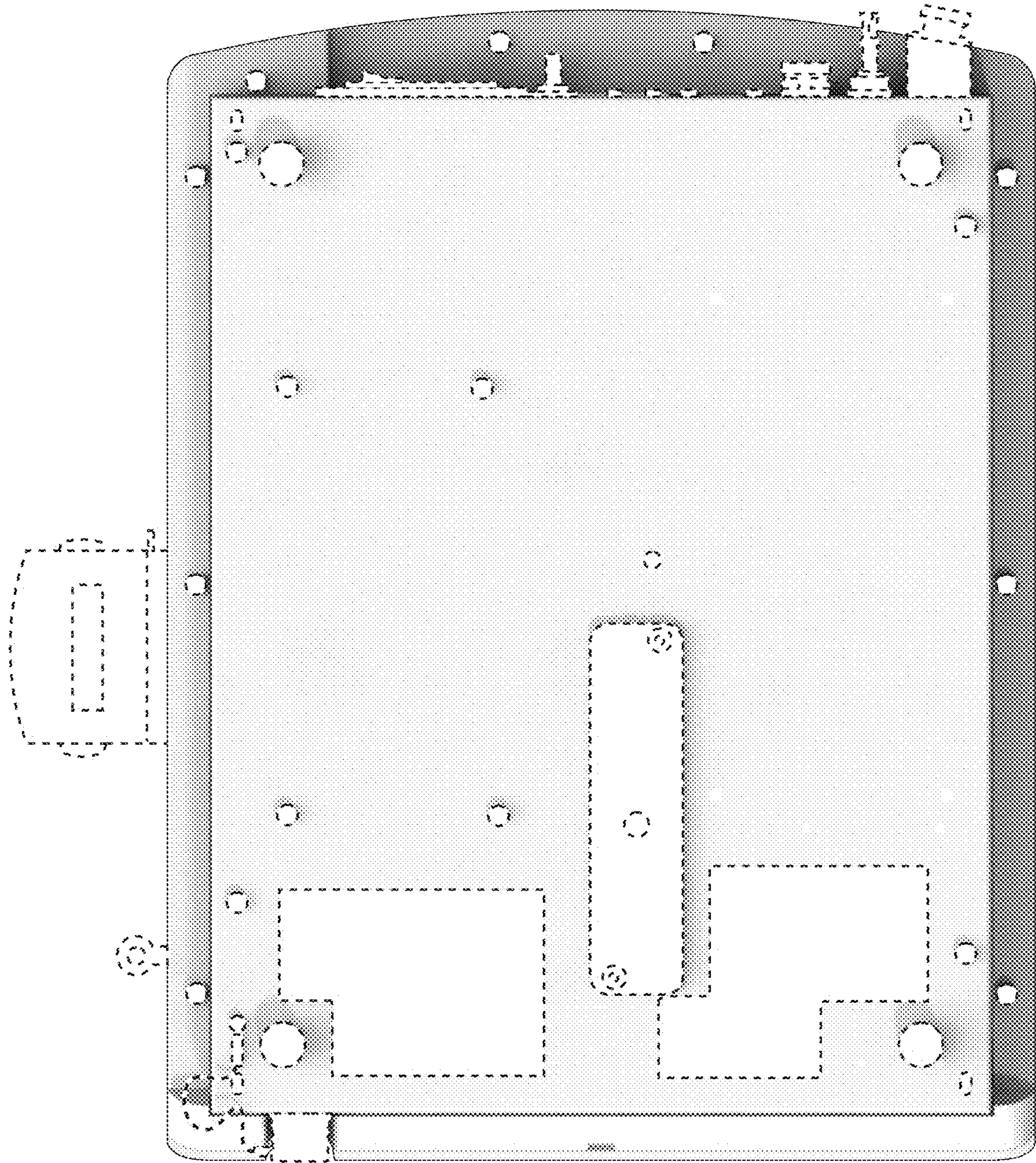


FIG. 7