



US00D961084S

(12) **United States Design Patent** (10) **Patent No.:** **US D961,084 S**
Searing (45) **Date of Patent:** **** Aug. 16, 2022**

- (54) **SKIN MARKER**
- (71) Applicant: **Beekley Corporation**, Bristol, CT (US)
- (72) Inventor: **Jody L. Searing**, Cheshire, CT (US)
- (73) Assignee: **Beekley Corporation**, Bristol, CT (US)
- (**) Term: **15 Years**
- (21) Appl. No.: **29/725,271**
- (22) Filed: **Feb. 24, 2020**

D750,778 S	3/2016	Wapler et al.	
D767,138 S	9/2016	Apostolidis	
D824,031 S *	7/2018	Searing	D24/158
D879,963 S *	3/2020	Searing	D24/158
D901,698 S *	11/2020	Dyer	D24/189

Related U.S. Application Data

- (62) Division of application No. 29/655,445, filed on Jul. 3, 2018, now Pat. No. Des. 879,963, which is a division of application No. 29/533,551, filed on Jul. 18, 2015, now Pat. No. Des. 824,031.
- (51) **LOC (13) Cl.** **24-01**
- (52) **U.S. Cl.**
USPC **D24/158**
- (58) **Field of Classification Search**
USPC D24/158-161, 124, 125, 189, 231; D5/5, D5/13, 26, 65
CPC A61B 90/39; A61B 2090/3908; A61B 2090/392; A61B 2090/3937; A61B 2090/395; A61B 2090/3966; A61B 2090/3983; A61B 5/066
See application file for complete search history.

(56) **References Cited**

U.S. PATENT DOCUMENTS

D139,975 S	1/1945	Park
D141,252 S	5/1945	Straeter
D559,985 S	1/2008	Dzierlatka
D602,590 S	10/2009	Dzierlatka
D627,469 S	11/2010	Dzierlatka
D643,928 S	8/2011	Dzierlatka
D688,373 S	8/2013	Dzierlatka
D702,839 S	4/2014	Apostolidis

OTHER PUBLICATIONS

“Innovative Medical Products,” Beekley Medical, 2013, 7 pages.
“The Hummingbird Family of Bold-Based Monitoring Devices,” Innerspace, Access for Life, MKT050 Rev. A, 4 pages.
Hummingbird icons set. Shutterstock. <https://www.shutterstock.com/image-vector/hummingbird-icons-set-illustration-eps10-313183133?src=ehTQJUCEIXt8qCEi5rkiEw-1-32>.

* cited by examiner

Primary Examiner — Anhdao Doan

(74) *Attorney, Agent, or Firm* — McCarter & English, LLP

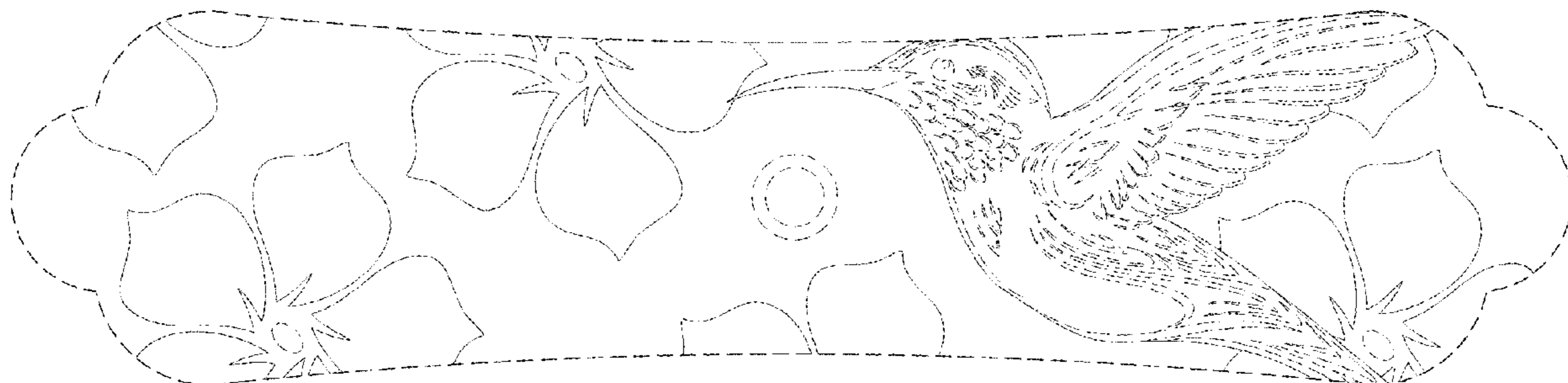
(57) **CLAIM**

The ornamental design for a skin marker, as shown and described.

DESCRIPTION

FIG. 1 is a top plan view of a skin marker and showing the design;
FIG. 2 is a bottom plan view of the skin marker of FIG. 1, the bottom surfaces of which form no part of the claimed design;
FIG. 3 is a front elevational view of the skin marker of FIG. 1, the rear elevational view being identical to the front elevational view; and,
FIG. 4 is a right side elevational view of the skin marker of FIG. 1, the left side elevational view being identical to the right side elevational view.
In the drawings, the broken lines are included to illustrate portions of the skin marker that form no part of the claimed design. The broken lines form no part of the claimed design.

1 Claim, 2 Drawing Sheets



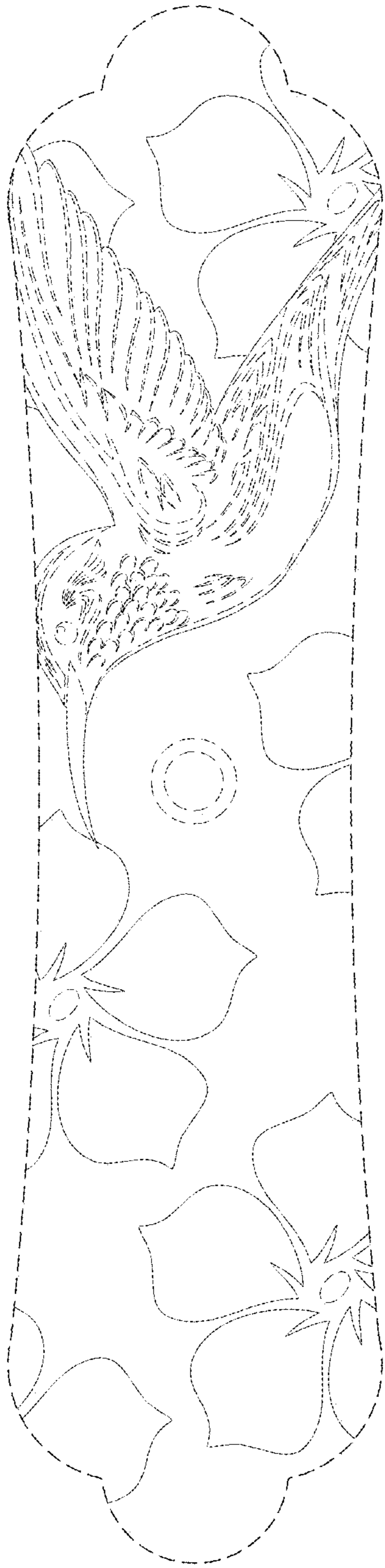


FIG. 1




FIG. 2



FIG. 3



FIG. 4