



US00D961039S

(12) **United States Design Patent** (10) **Patent No.:** **US D961,039 S**
Bugert (45) **Date of Patent:** **** Aug. 16, 2022**

(54) **HANDLE FOR OUTDOOR KNIFE**
(71) Applicant: **Philipp Bugert**, Viernheim (DE)
(72) Inventor: **Philipp Bugert**, Viernheim (DE)
(**) Term: **15 Years**
(21) Appl. No.: **35/511,593**
(22) Filed: **Feb. 25, 2021**

(80) **Hague Agreement Data**

Int. Filing Date: **Feb. 25, 2021**
Int. Reg. No.: **DM/213200**
Int. Reg. Date: **Feb. 25, 2021**
Int. Reg. Pub. Date: **Mar. 26, 2021**

(51) **LOC (13) Cl.** **22-02**
(52) **U.S. Cl.**
USPC **D22/118; D8/107**
(58) **Field of Classification Search**
USPC **D8/98, 99, 105, 100, 107; D22/118**
CPC **B26B 29/025; B26B 3/00**
See application file for complete search history.

(56) **References Cited**

U.S. PATENT DOCUMENTS

D220,930 S * 6/1971 Arlett D22/118
D233,122 S * 10/1974 Fauzza D8/107
D236,579 S * 9/1975 Morhack D7/649
D271,124 S * 10/1983 Ferraro D22/118
D271,320 S * 11/1983 Ferraro D22/118
D303,421 S * 9/1989 Giordano D22/118
D366,515 S * 1/1996 Thompson D22/118
5,528,834 A * 6/1996 Seber B26B 3/06
30/340
D397,190 S * 8/1998 Balolia D22/118
D409,471 S * 5/1999 Thompson D8/99

D414,541 S * 9/1999 Loveless D22/118
5,983,506 A * 11/1999 Glesser B26B 1/10
30/340
D494,441 S * 8/2004 Chen D8/107
D572,793 S * 7/2008 Buck D22/118
D574,055 S * 7/2008 Buck D22/118
D583,899 S * 12/2008 MacNair D22/118
D584,377 S * 1/2009 MacNair D22/118
D661,367 S * 6/2012 Seeds D22/118
D806,498 S * 1/2018 Bloch D8/99
D813,342 S * 3/2018 Vagnino, Jr. D22/118
D827,085 S * 8/2018 Lu D22/118
D863,929 S * 10/2019 Chalfant D8/99

* cited by examiner

Primary Examiner — Deanna L Pratt

(57) **CLAIM**


The ornamental design for a handle for outdoor knife, as shown and described.

DESCRIPTION

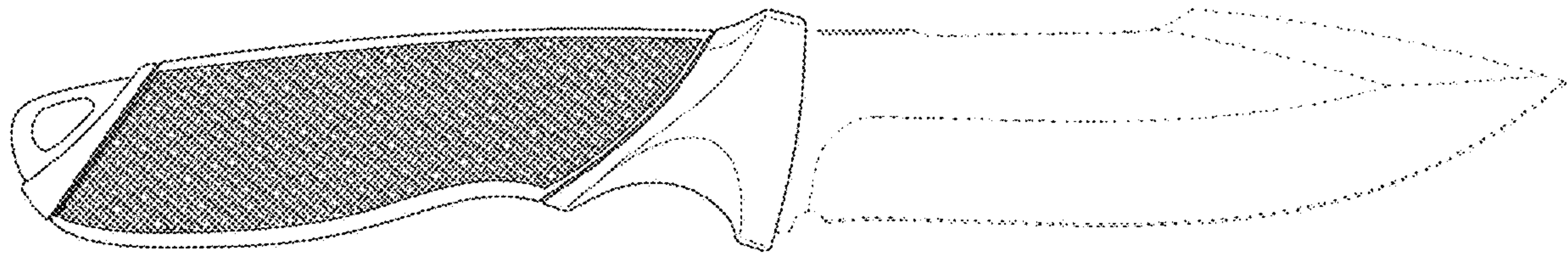
- 1. Handle for outdoor knife
- 1.1 : Right
- 1.2 : Top
- 1.3 : Bottom
- 1.4 : Back
- 1.5 : Front
- 1.6 : Perspective
- 1.7 : Perspective

The design is a knife handle shown in the drawings from seven views; fig. 1.1 is a right side view of the design; fig. 1.2 is a top view of the design; fig. 1.3 is a bottom view of the design; fig. 1.4 is a back view of the design; fig. 1.5 is a front view of the design; fig. 1.6 is a perspective view of the design; fig. 1.7 is a perspective view of the design; the broken lines are provided for illustrative purposes only and form no part of the present design.

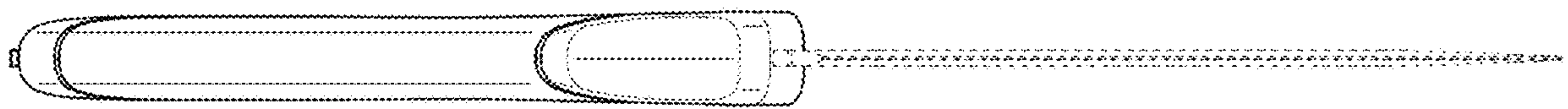
1 Claim, 7 Drawing Sheets



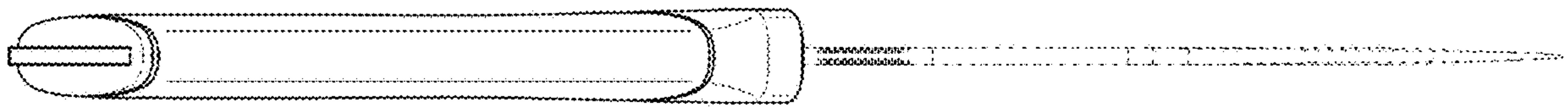
1.1



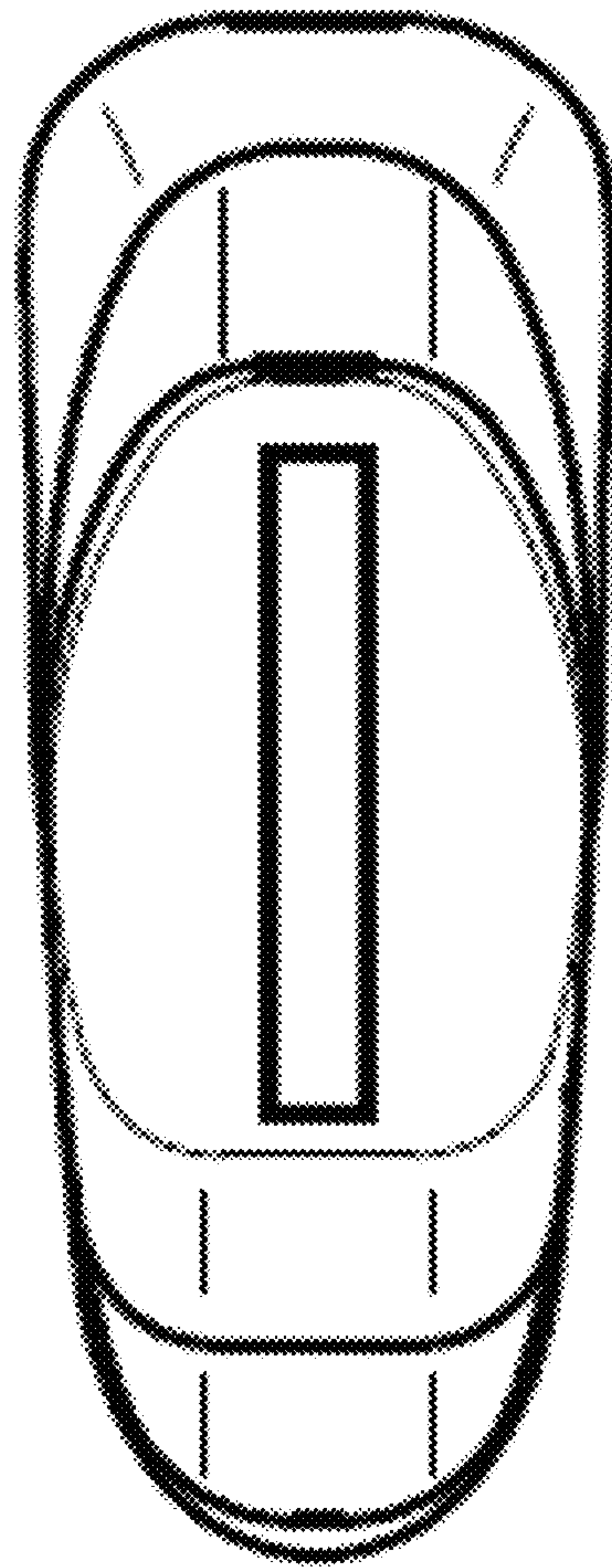
1.2



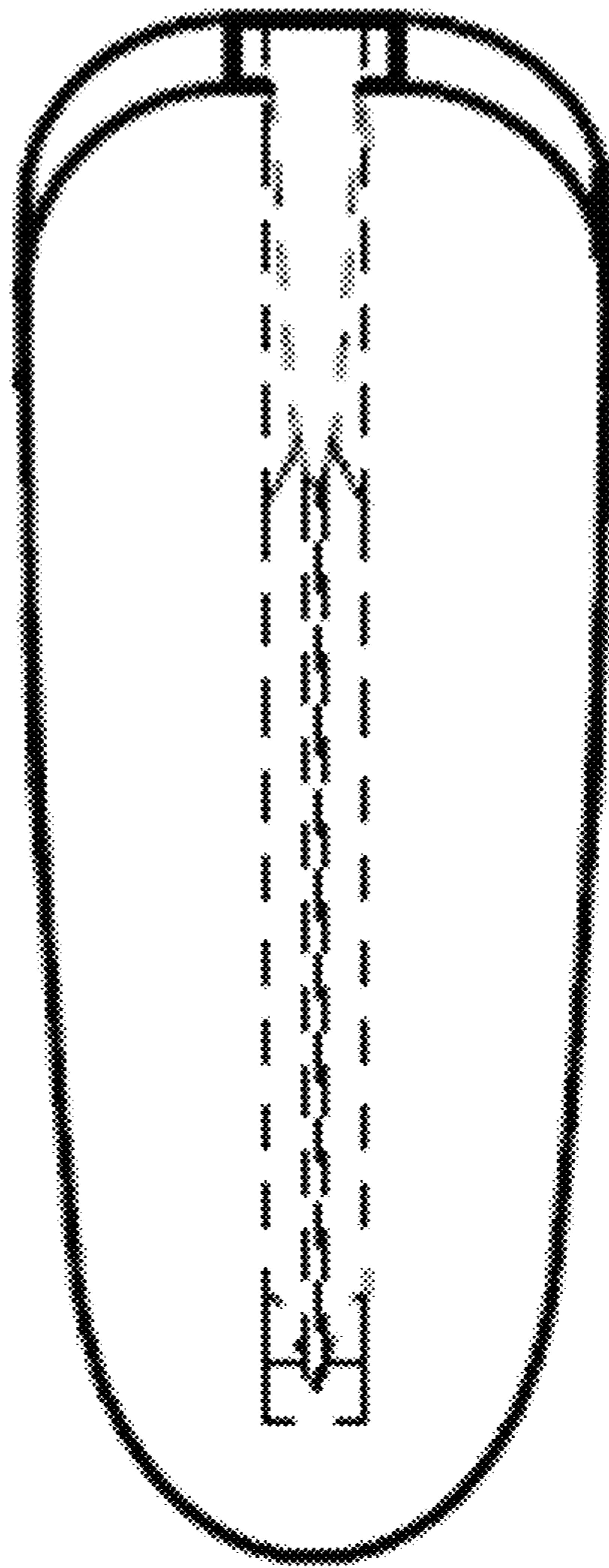
1.3




1.4



1.5



1.6



1.7

