



US00D961038S

(12) **United States Design Patent** (10) **Patent No.:** **US D961,038 S**
Bugert (45) **Date of Patent:** **** Aug. 16, 2022**

(54) **OUTDOOR KNIFE**
(71) Applicant: **Philipp Bugert**, Viernheim (DE)
(72) Inventor: **Philipp Bugert**, Viernheim (DE)
(**) Term: **15 Years**
(21) Appl. No.: **35/511,539**
(22) Filed: **Feb. 25, 2021**

D574,055 S * 7/2008 Buck D22/118
D583,899 S * 12/2008 MacNair D22/118
D584,377 S * 1/2009 MacNair D22/118
D638,903 S * 5/2011 Norling D22/118
D747,637 S * 1/2016 Bloch D8/99
D765,216 S * 8/2016 Tom D22/118
D765,217 S * 8/2016 Tom D22/118
D806,499 S * 1/2018 Bloch D8/99
D813,342 S * 3/2018 Vagnino, Jr. D22/118
D825,708 S * 8/2018 McKillips D22/118
D843,808 S * 3/2019 Bloch D8/99
D909,170 S * 2/2021 Bloch D8/99

* cited by examiner

(80) **Hague Agreement Data**

Int. Filing Date: **Feb. 25, 2021**
Int. Reg. No.: **DM/212963**
Int. Reg. Date: **Feb. 25, 2021**
Int. Reg. Pub. Date: **Mar. 12, 2021**

Primary Examiner — Deanna L Pratt

(51) **LOC (13) Cl.** **22-02**
(52) **U.S. Cl.**
USPC **D22/118**
(58) **Field of Classification Search**
USPC D8/98, 99, 105, 100, 107; D22/118
See application file for complete search history.

(57) **CLAIM**

The ornamental design for an outdoor knife, as shown and described.

DESCRIPTION

(56) **References Cited**

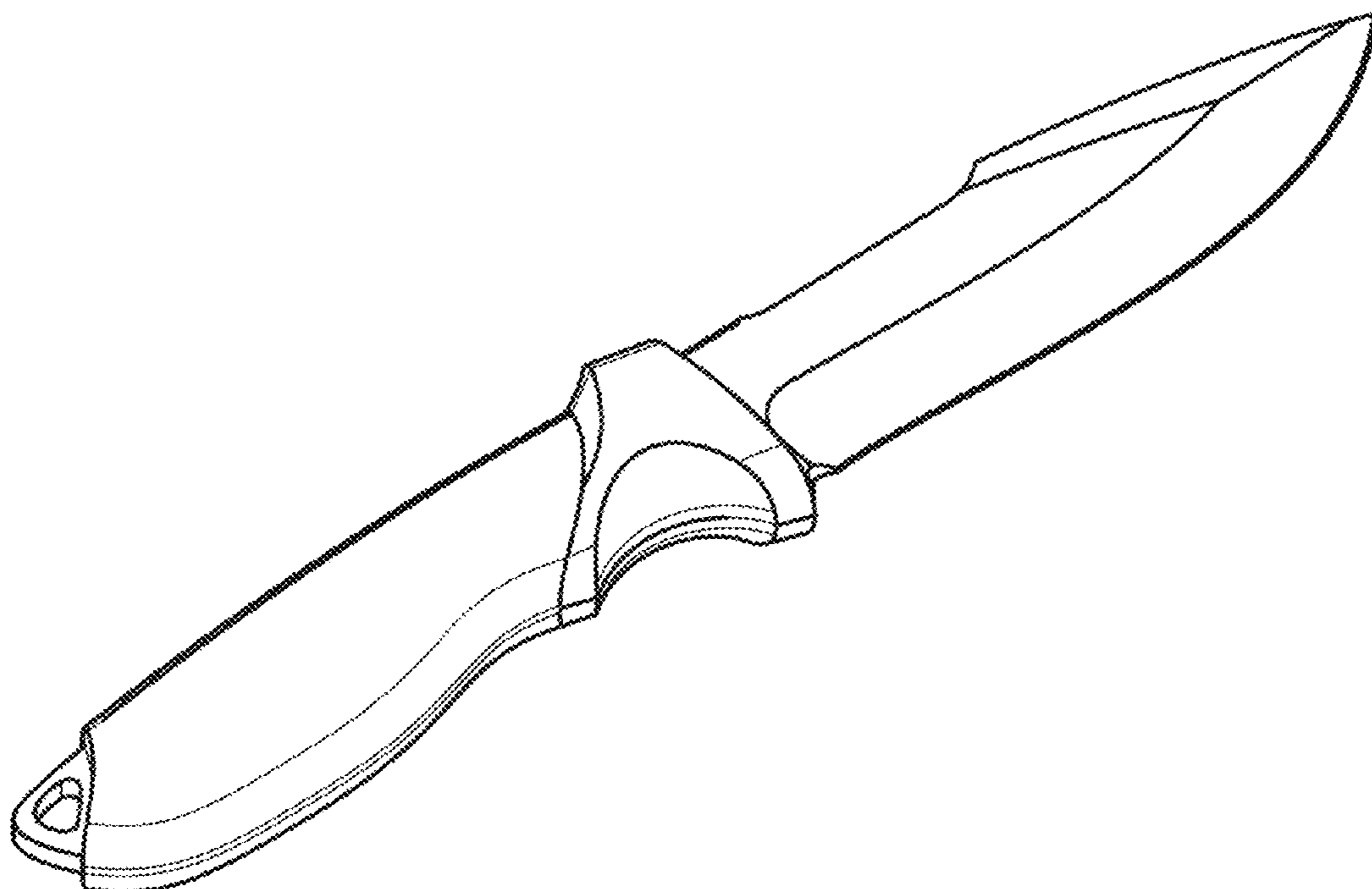
U.S. PATENT DOCUMENTS

D220,930 S * 6/1971 Arlett D22/118
D271,124 S * 10/1983 Ferraro D22/118
D271,320 S * 11/1983 Ferraro D22/118
D303,421 S * 9/1989 Giordano D22/118
5,528,834 A * 6/1996 Seber B26B 3/06
D397,190 S * 8/1998 Balolia D22/118
D414,541 S * 9/1999 Loveless D22/118
D422,669 S * 4/2000 Elishewitz D8/98
D572,793 S * 7/2008 Buck D22/118

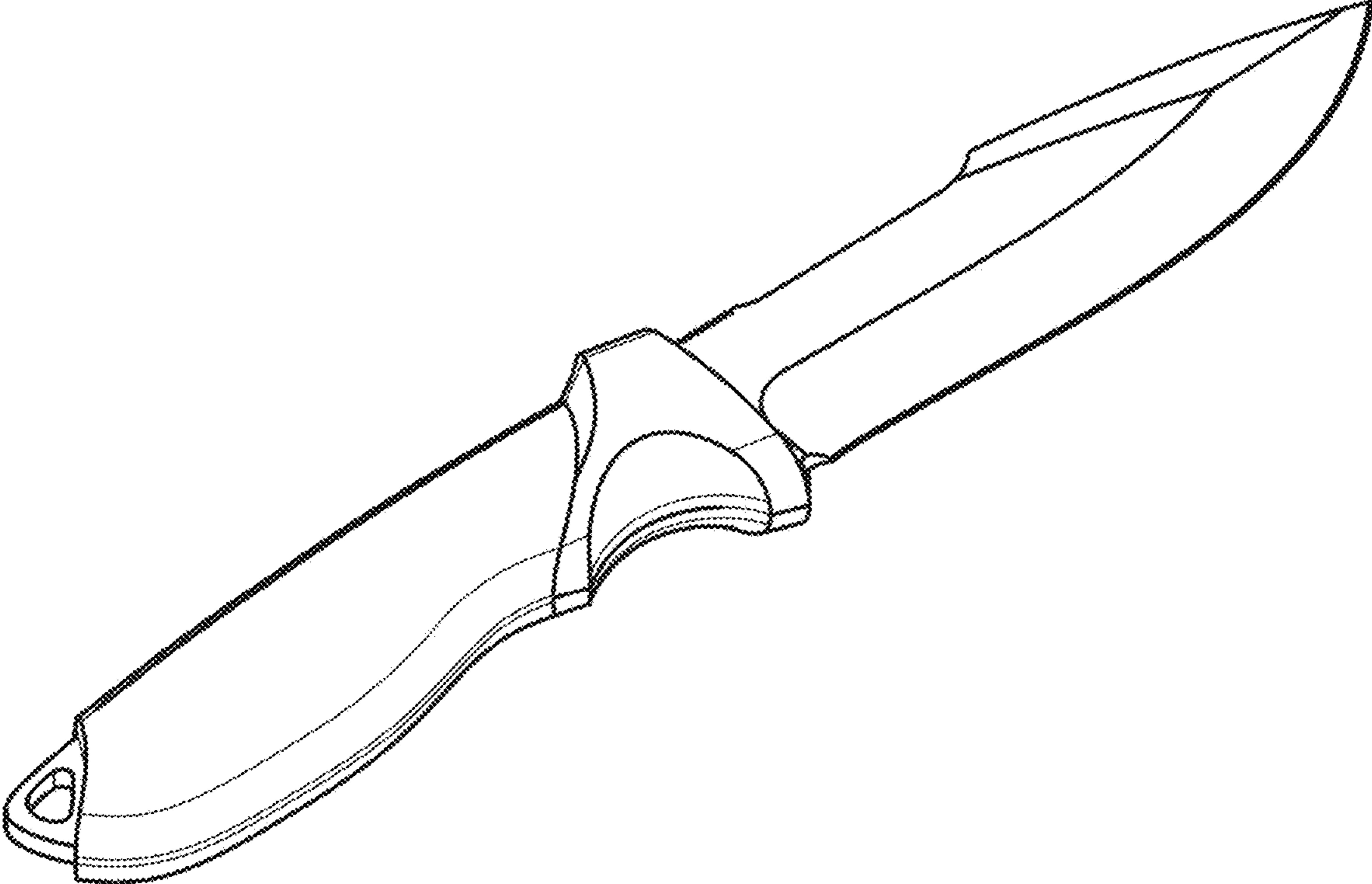
- 1. Outdoor knife
- 1.1 : Perspective
- 1.2 : Perspective
- 1.3 : Bottom
- 1.4 : Right
- 1.5 : Top
- 1.6 : Front
- 1.7 : Back

The design is an outdoor knife shown in the drawings from seven views; fig. 1.1 is a perspective view of the design; fig. 1.2 is a perspective view of the design; fig. 1.3 is a bottom view of the design; fig. 1.4 is a right side view of the design; fig. 1.5 is a top view of the design; fig. 1.6 is a front view of the design; fig. 1.7 is a back view of the design.

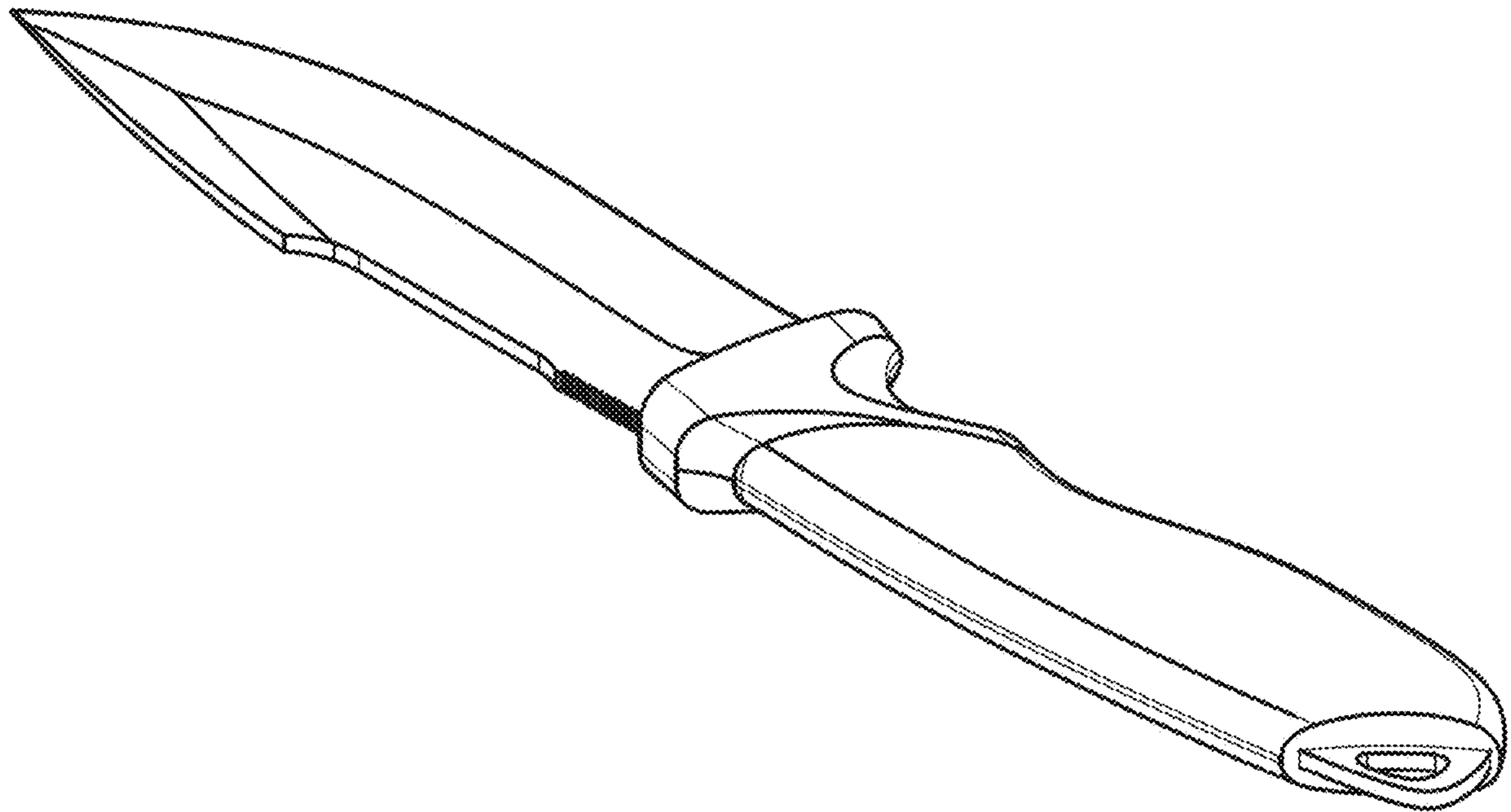
1 Claim, 7 Drawing Sheets



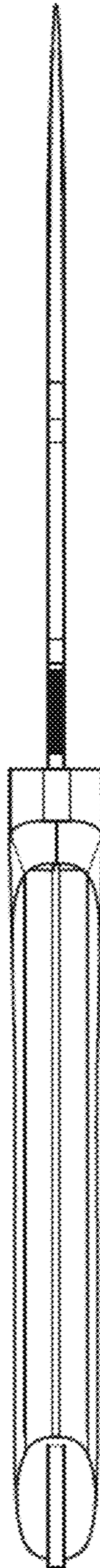
1.1



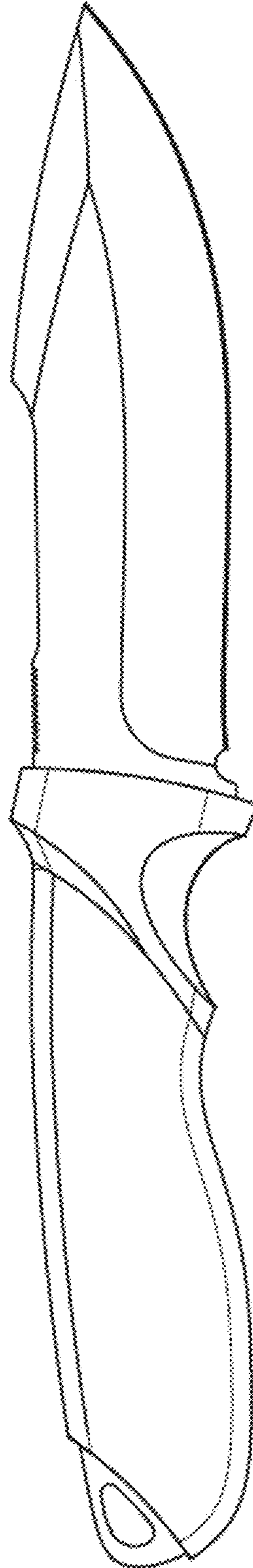
1.2



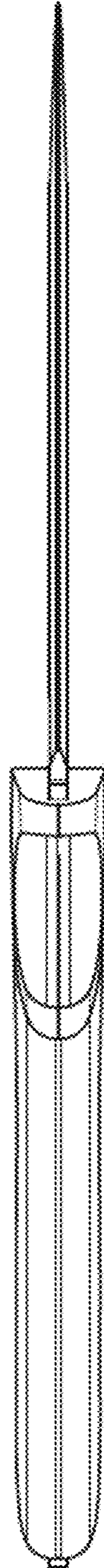
1.3



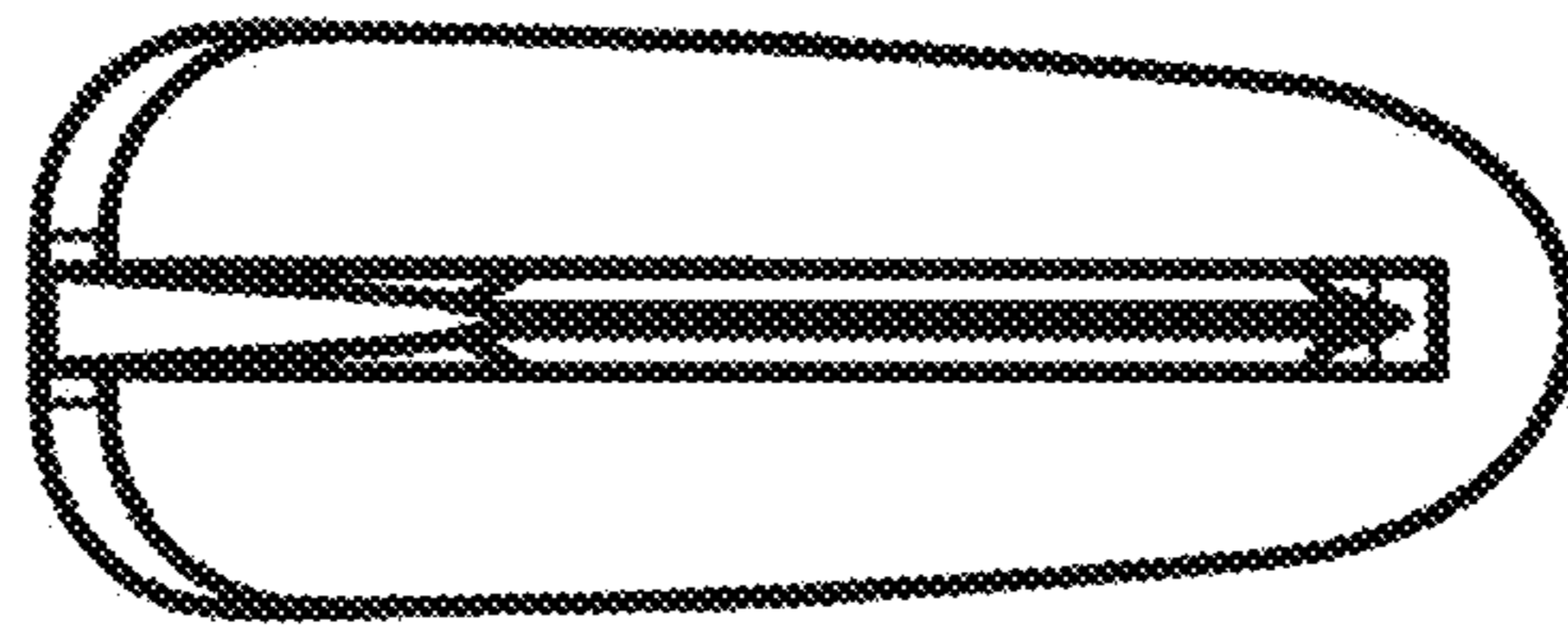
1.4



1.5



1.6



1.7

