



US00D961006S

(12) **United States Design Patent**
Wang

(10) **Patent No.:** **US D961,006 S**

(45) **Date of Patent:** **** Aug. 16, 2022**

(54) **OPAQUE BLOCK**

(71) Applicant: **Laltitude LLC**, Hacienda Heights, CA
(US)

(72) Inventor: **Howard Wang**, Hacienda Heights, CA
(US)

(**) Term: **15 Years**

(21) Appl. No.: **29/785,545**

(22) Filed: **May 26, 2021**

(51) **LOC (13) Cl.** **21-01**

(52) **U.S. Cl.**

USPC **D21/491**; D21/485

(58) **Field of Classification Search**

USPC D21/484–505

CPC A63H 33/04; A63H 33/044; A63H 33/06;
A63H 33/062; A63H 33/086; A63H
33/088; A63H 33/10; A63H 33/101;
A63H 33/108; A63H 33/12

See application file for complete search history.

(56) **References Cited**

U.S. PATENT DOCUMENTS

| | | | |
|--------------|---------|---------------|---------|
| D600,291 S | 9/2009 | Christensen | |
| D624,605 S | 9/2010 | Kichjo | |
| D676,496 S | 2/2013 | Mimlitch, III | |
| D713,816 S | 9/2014 | Schwartz | |
| D716,879 S | 11/2014 | Norman | |
| D731,595 S * | 6/2015 | Jensen | D21/491 |
| D731,596 S * | 6/2015 | Jensen | D21/491 |
| D775,694 S | 1/2017 | Kaplan | |
| D809,071 S | 1/2018 | Liu | |

| | | | |
|-------------------|---------|----------|------------------------|
| D817,411 S * | 5/2018 | Simonds | D21/491 |
| D900,245 S * | 10/2020 | Hwang | D21/501 |
| D930,085 S * | 9/2021 | Wang | D21/491 |
| D930,758 S * | 9/2021 | Wang | D21/491 |
| D933,136 S * | 10/2021 | Wang | D21/491 |
| D936,153 S * | 11/2021 | Wang | D21/491 |
| D936,154 S * | 11/2021 | Wang | D21/485 |
| D936,155 S * | 11/2021 | Wang | D21/485 |
| 2008/0090485 A1 * | 4/2008 | Glickman | A63H 33/082 446/120 |
| 2011/0300772 A1 * | 12/2011 | Risvig | A63H 33/086 264/250 |
| 2012/0071061 A1 * | 3/2012 | Smith | A63H 33/086 446/128 |
| 2018/0318726 A1 * | 11/2018 | Barwald | A63H 33/086 |

* cited by examiner

Primary Examiner — Cynthia M. Chin

(74) *Attorney, Agent, or Firm* — Clement Cheng

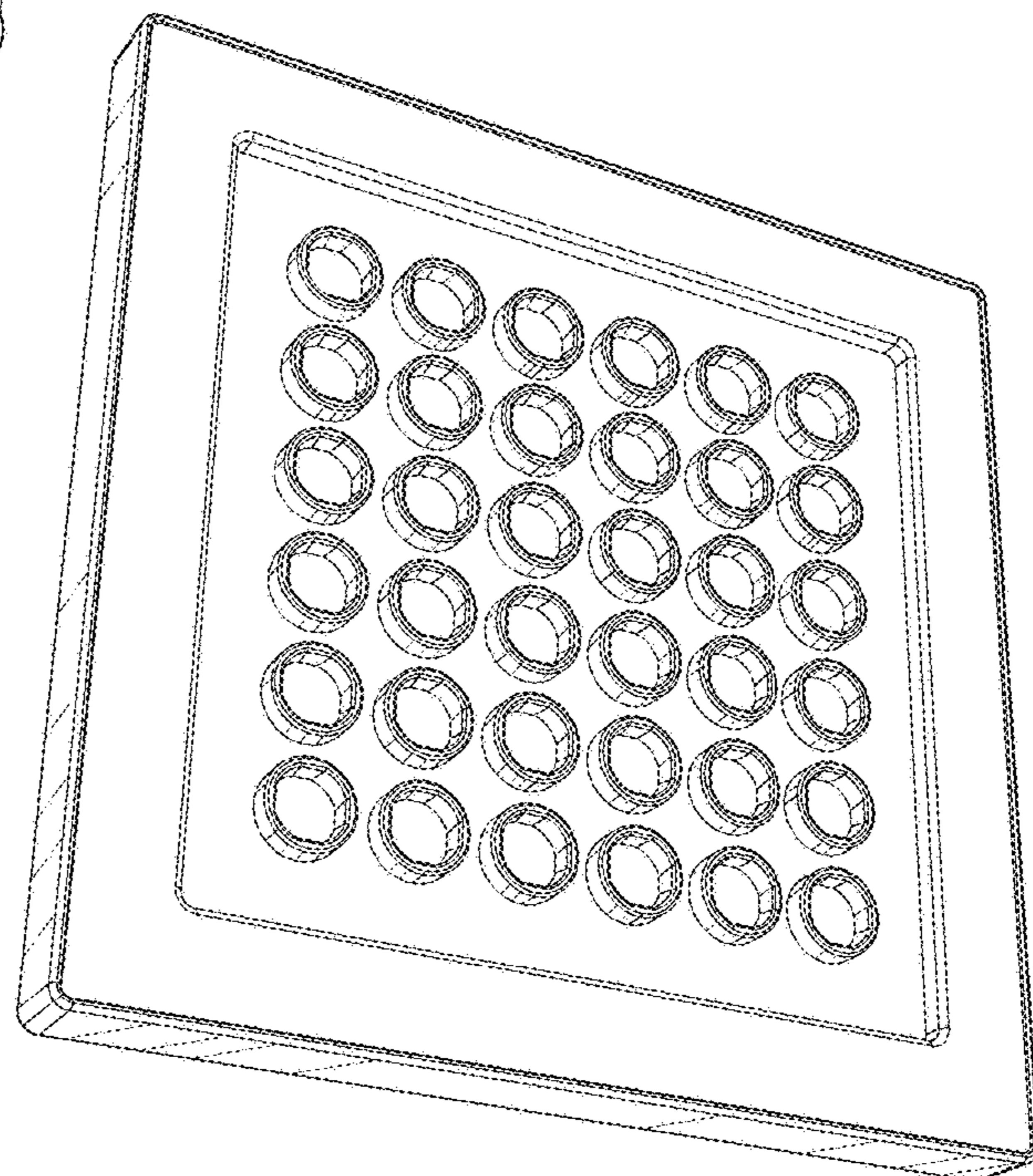
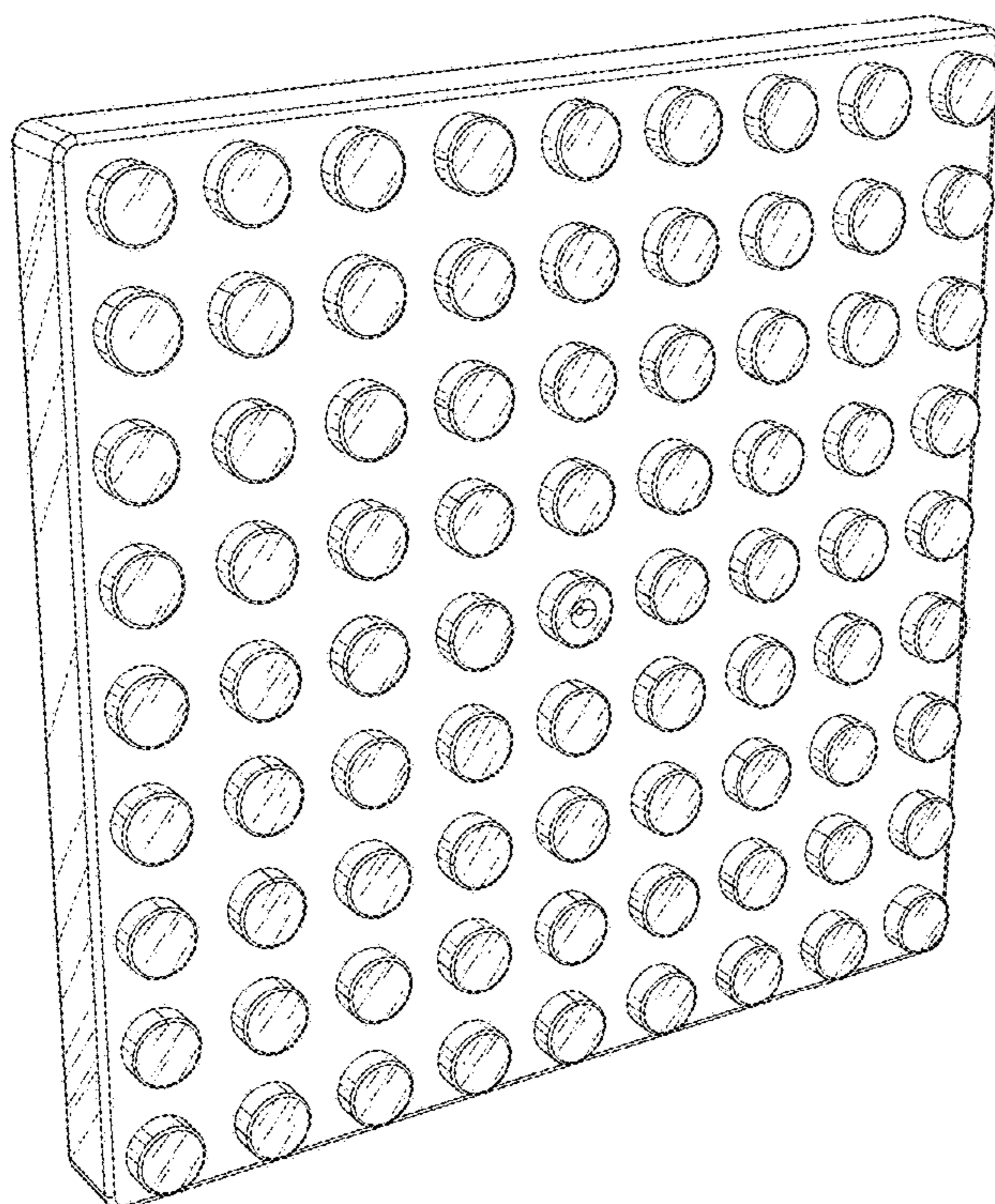
(57) **CLAIM**

The ornamental design for an opaque block, as shown and described.

DESCRIPTION

FIG. 1 is a perspective view.
FIG. 2 is a back perspective view.
FIG. 3 is a front view.
FIG. 4 is a left side view.
FIG. 5 is a right side view.
FIG. 6 is a top view.
FIG. 7 is a bottom view; and,
FIG. 8 is a back view.

1 Claim, 8 Drawing Sheets






Fig. 1

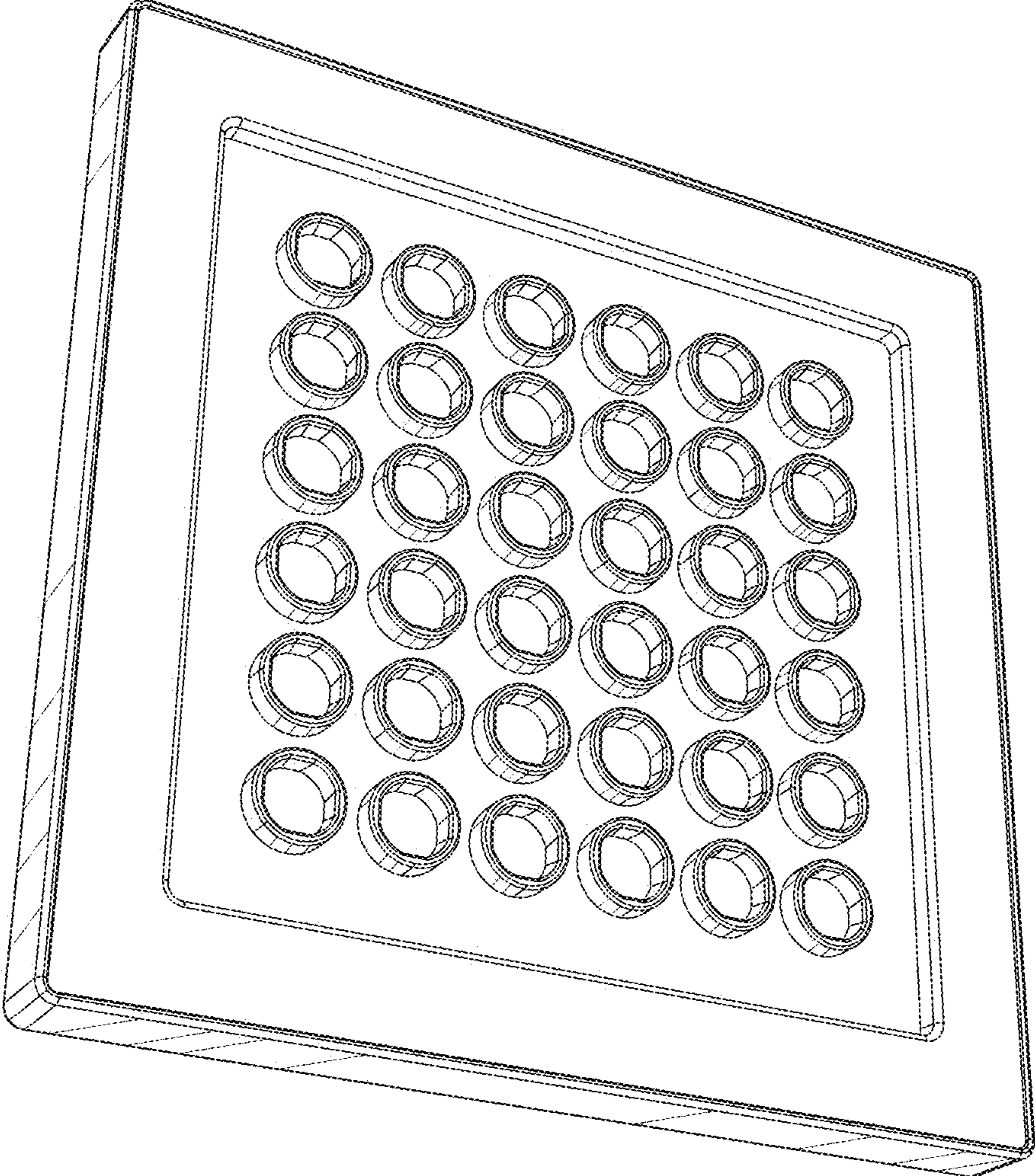


Fig. 2




Fig. 3

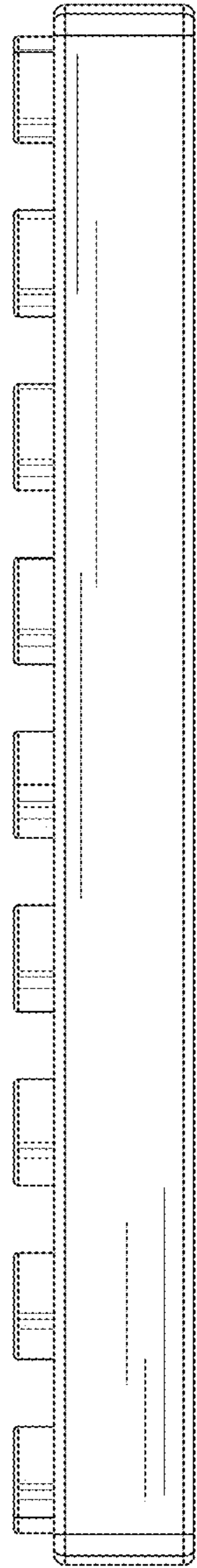


Fig. 4

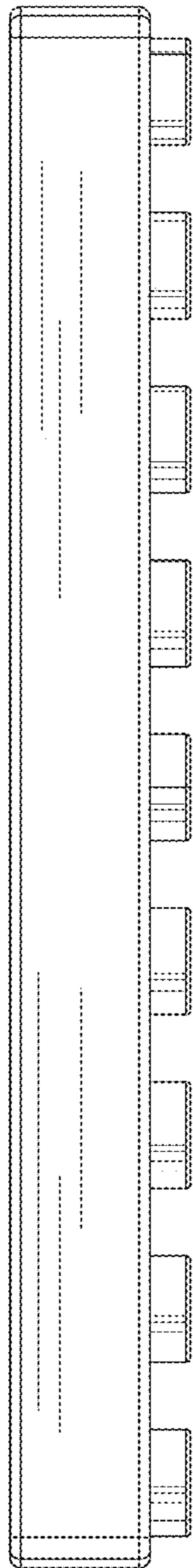


Fig. 5

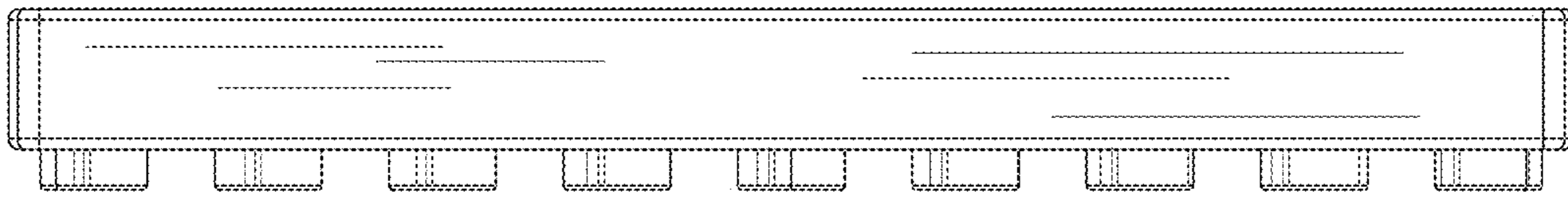


Fig. 6

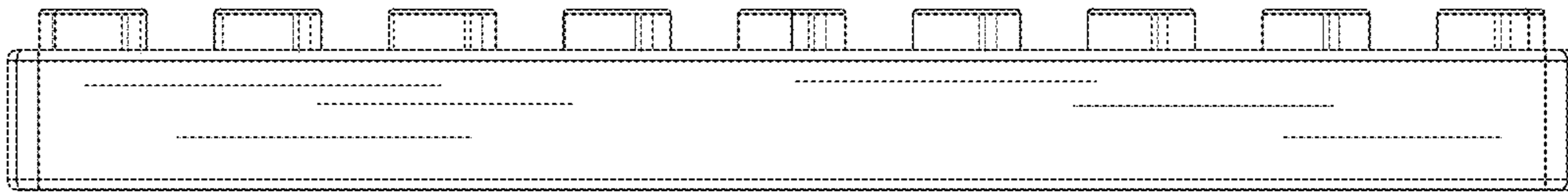


Fig. 7




Fig. 8