

US00D960998S

(12) **United States Design Patent** (10) **Patent No.:** **US D960,998 S**
Bando et al. (45) **Date of Patent:** **** Aug. 16, 2022**

(54) **ACCESSORY FOR SPINNING TOP TOY**

FOREIGN PATENT DOCUMENTS

(71) Applicant: **TOMY COMPANY, LTD.**, Tokyo (JP)

JP D1666159 * 8/2020
WO WO-D205913-004 * 3/2020

(72) Inventors: **Yohei Bando**, Tokyo (JP); **Hiroyuki Matsukawa**, Tokyo (JP)

(Continued)

(73) Assignee: **TOMY COMPANY, LTD.**, Tokyo (JP)

OTHER PUBLICATIONS

(**) Term: **15 Years**

Variant Lucifer Mb 2D B-169, available on YouTube.com, date posted Jun. 14, 2020, [site visited Nov. 18, 2021], available URL: <https://www.youtube.com/watch?v=6RpDsYB9j6o> (Year: 2020).*

(21) Appl. No.: **29/746,339**

(Continued)

(22) Filed: **Aug. 13, 2020**

Primary Examiner — Dana K Weiland
Assistant Examiner — Emily Anna Saunders
(74) *Attorney, Agent, or Firm* — Oliff PLC

(30) **Foreign Application Priority Data**

Mar. 3, 2020 (JP) 2020-004156

(51) **LOC (13) Cl.** **21-01**

(52) **U.S. Cl.**
USPC **D21/460**

(58) **Field of Classification Search**
USPC D21/454, 455, 459, 460–464, 385,
D21/436–443

CPC .. A63H 1/00–10; A63H 1/12; A63H 1/22–26;
A63F 9/16; A63F 5/041

See application file for complete search history.

(56) **References Cited**

U.S. PATENT DOCUMENTS

D155,015 S * 8/1949 Krapp D21/460
D464,088 S * 10/2002 Hu D21/443
9,101,845 B2 * 8/2015 Cai A63H 1/18
D837,899 S * 1/2019 Narita D21/460
D841,098 S * 2/2019 Narita D21/460
D866,677 S * 11/2019 Horikoshi D21/460
D886,912 S * 6/2020 Muraki D21/460
D889,564 S * 7/2020 Horikoshi D21/460
D892,942 S * 8/2020 Muraki D21/460
D892,944 S * 8/2020 Matsukawa D21/460

(Continued)

(57) **CLAIM**

The ornamental design for an accessory for spinning top toy, as shown and described.

DESCRIPTION

FIG. 1 is a front elevational view of the accessory for spinning top toy, showing the new design;
FIG. 2 is a rear elevational view thereof;
FIG. 3 is a left-side elevational view thereof;
FIG. 4 is a right-side elevational view thereof;
FIG. 5 is a top plan view thereof;
FIG. 6 is a bottom plan view thereof;
FIG. 7 is a front, right-side, top perspective view thereof;
FIG. 8 is a rear, left-side, bottom perspective view thereof;
FIG. 9 is a front, right-side, top disassembled perspective view thereof; and,
FIG. 10 is a rear, left-side, bottom disassembled perspective view thereof.

The broken lines depict portions of the accessory for spinning top toy that form no part of the claimed design.

1 Claim, 10 Drawing Sheets



(56)

References Cited

U.S. PATENT DOCUMENTS

D910,768 S * 2/2021 Matsukawa D21/460
D910,769 S * 2/2021 Matsukawa D21/460
D910,770 S * 2/2021 Matsukawa D21/460
D910,772 S * 2/2021 Muraki D21/460
D910,773 S * 2/2021 Muraki D21/460
D912,162 S * 3/2021 Muraki D21/460

FOREIGN PATENT DOCUMENTS

WO WO-D208618-003 * 12/2020
WO WO-D211904-002 * 1/2021

OTHER PUBLICATIONS

Opening B-169 Variant Lucifer.Mb 2D (Unboxing), available on YouTube.com, date posted Jul. 18, 2020, [site visited Nov. 18, 2021], available URL: <https://www.youtube.com/watch?v=oYVJtaHKb8k> (Year: 2020).*

Unpack B-169 Variant Lucifer MB 2D, available on YouTube.com, date posted Jul. 19, 2020, [site visited Nov. 18, 2021], available URL: <https://www.youtube.com/watch?v=sLcDzCqeLaw> (Year: 2020).*

Variant Lucifer Mobius 2D, available on beyblade.fandome.com, release date Jul. 18, 2020, [site visited Nov. 18, 2021], available URL: https://beyblade.fandom.com/wiki/Variant_Lucifer_Mobius_2D (Year: 2020).*

Battling Tops Burst B-175 Booster Lucifer, available on Amazon.com, oldest customer review Jul. 28, 2020, [site visited Nov. 18, 2021], available URL: <https://www.amazon.com/Battling-Booster-Lucifer-End-Kou-Dr-Superking/dp/B08CZYQK7T/> (Year: 2020).*

Variant Wall! Variant Lucifer Mobius, available on YouTube.com, date posted Jul. 23, 2020, [site visited Nov. 12, 2021], available URL: <https://www.youtube.com/watch?v=J-8kDxdSoGA> (Year: 2020).*

* cited by examiner

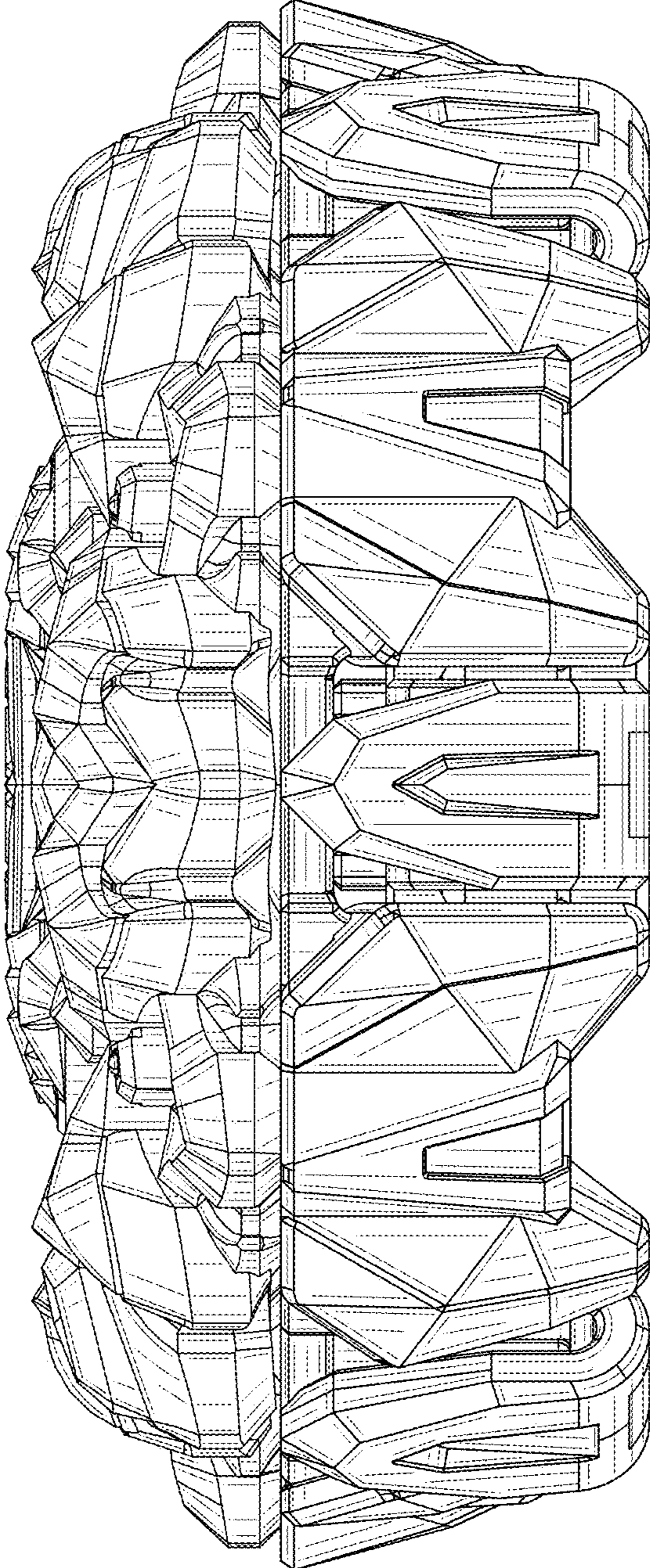


FIG. 1

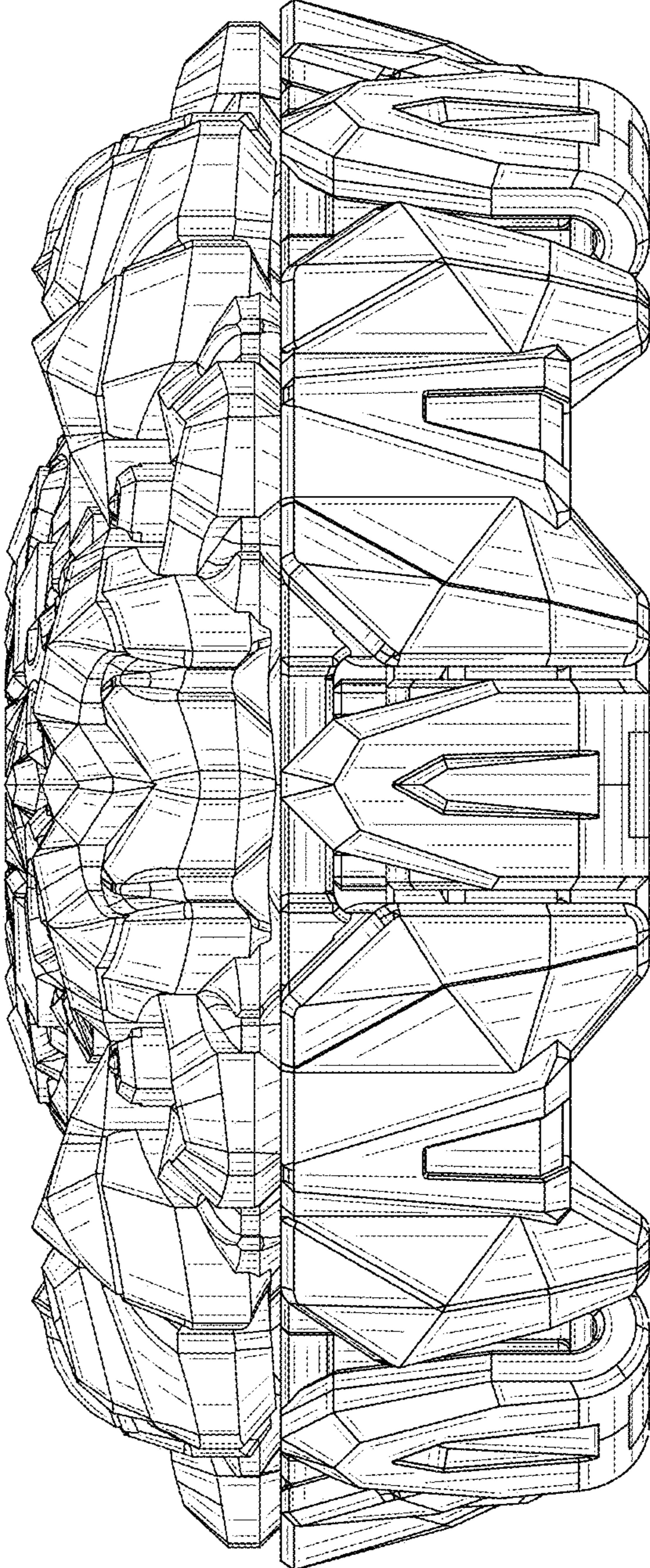


FIG. 2

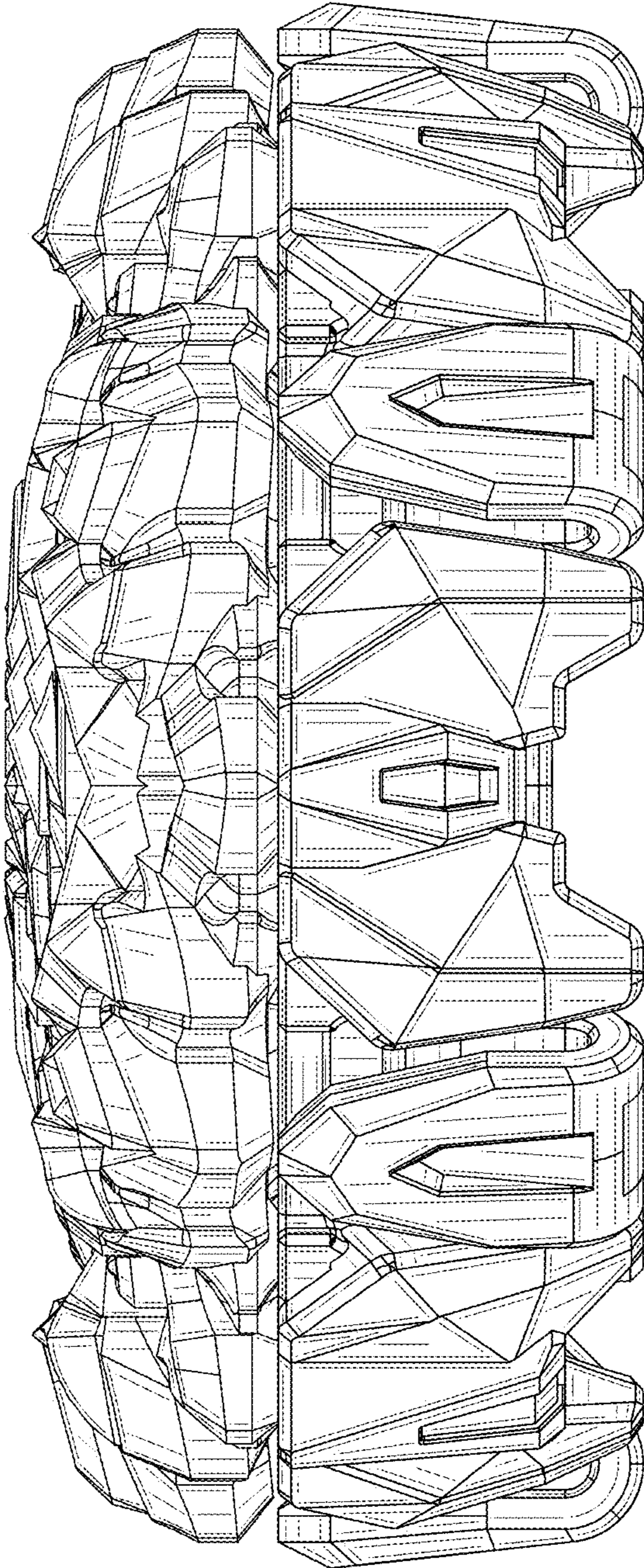


FIG. 3

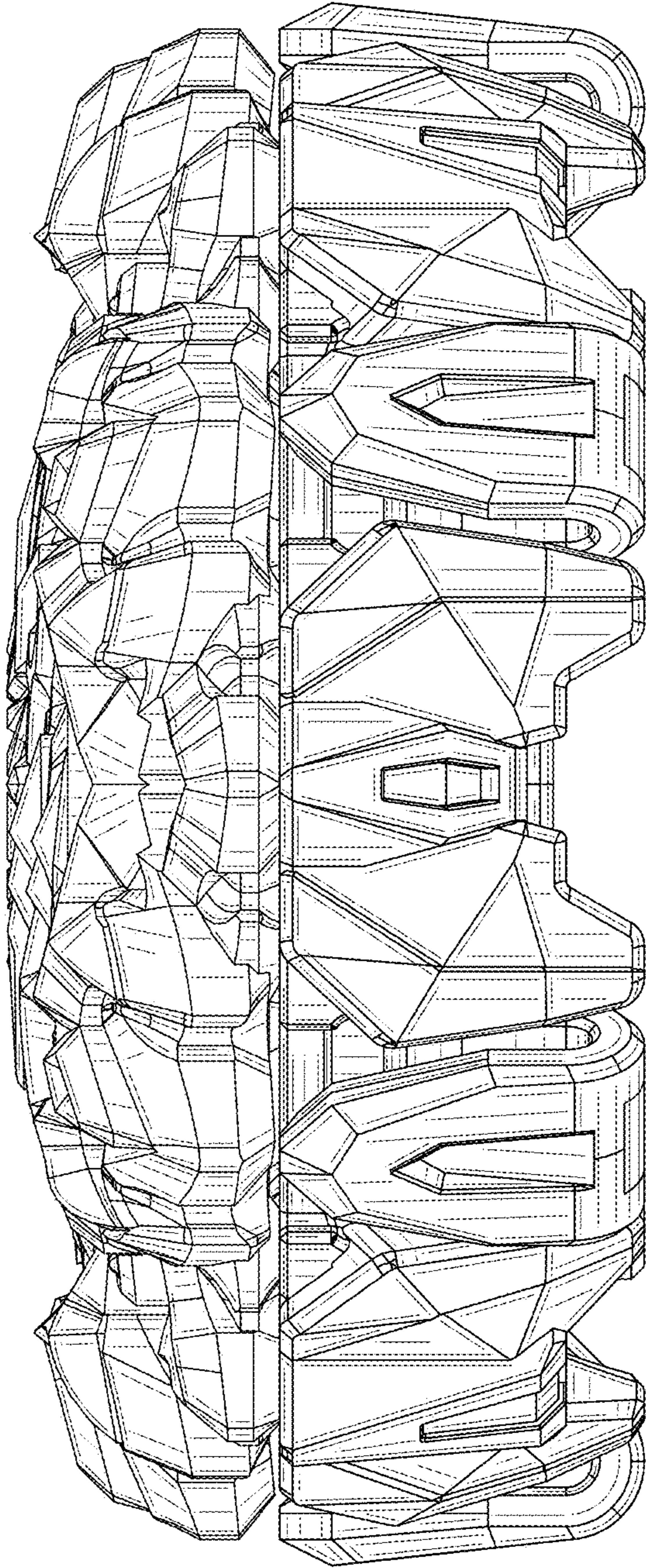


FIG. 4




FIG. 5




FIG. 6

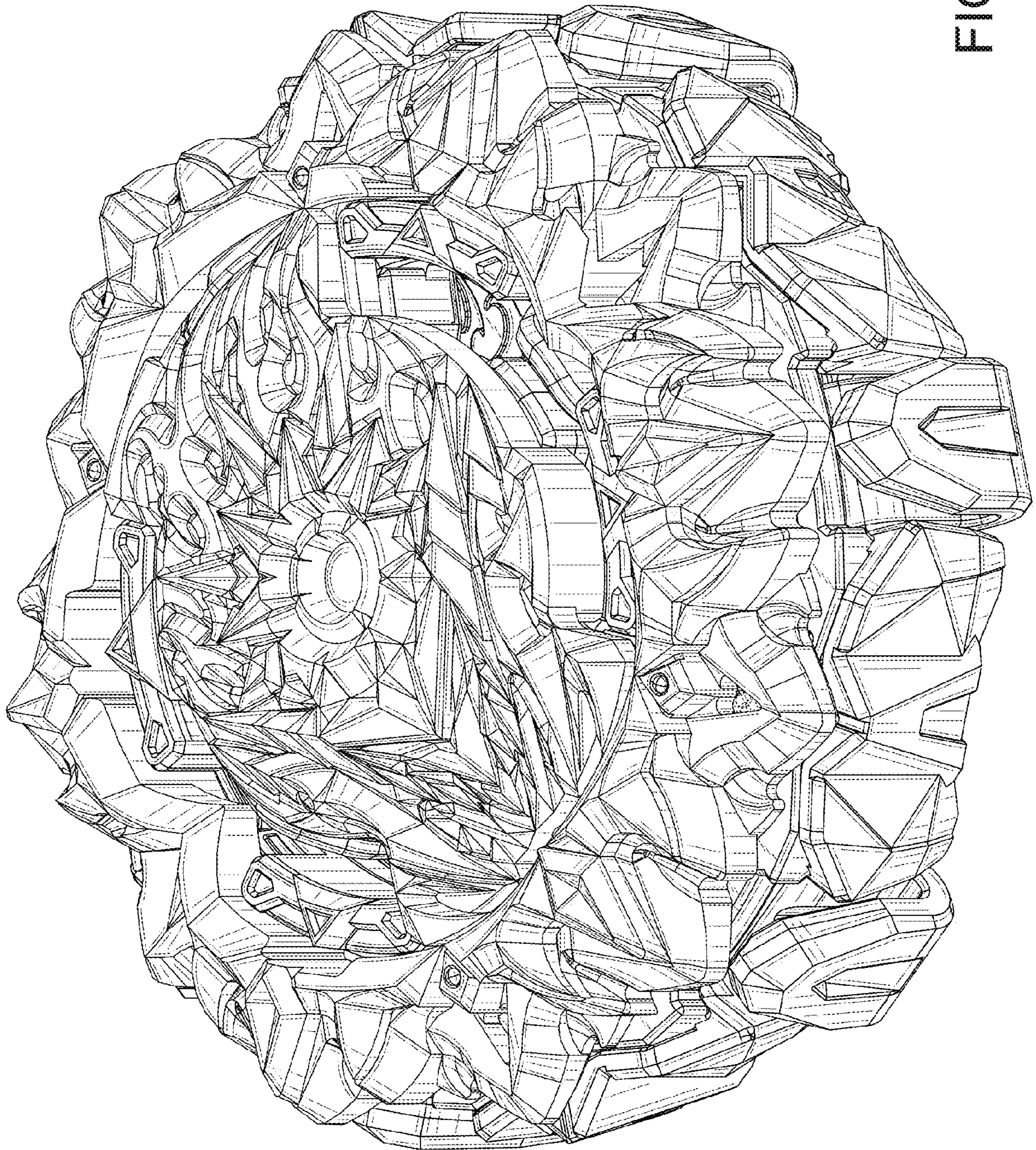


FIG. 7

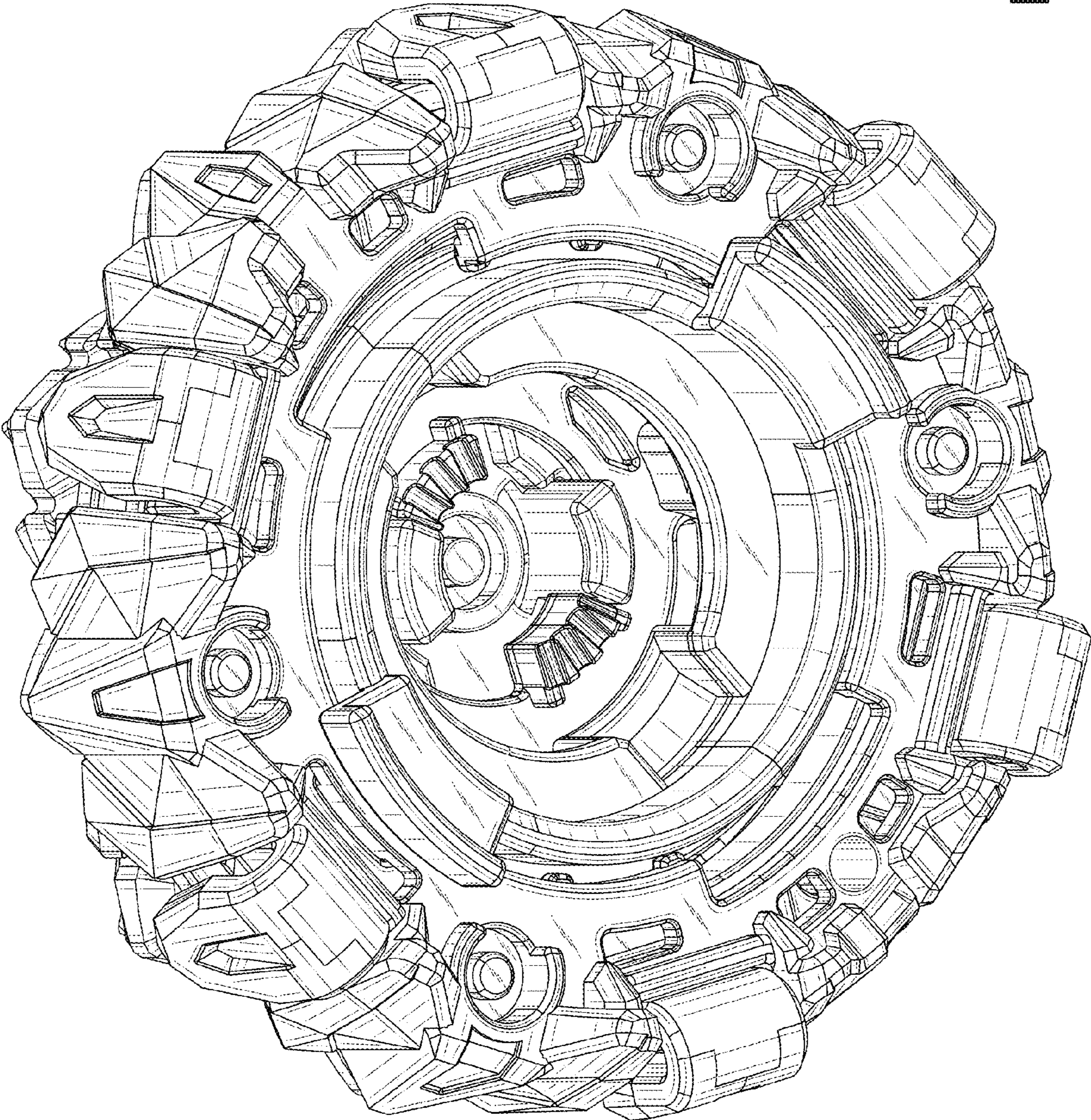


FIG. 8




FIG. 9

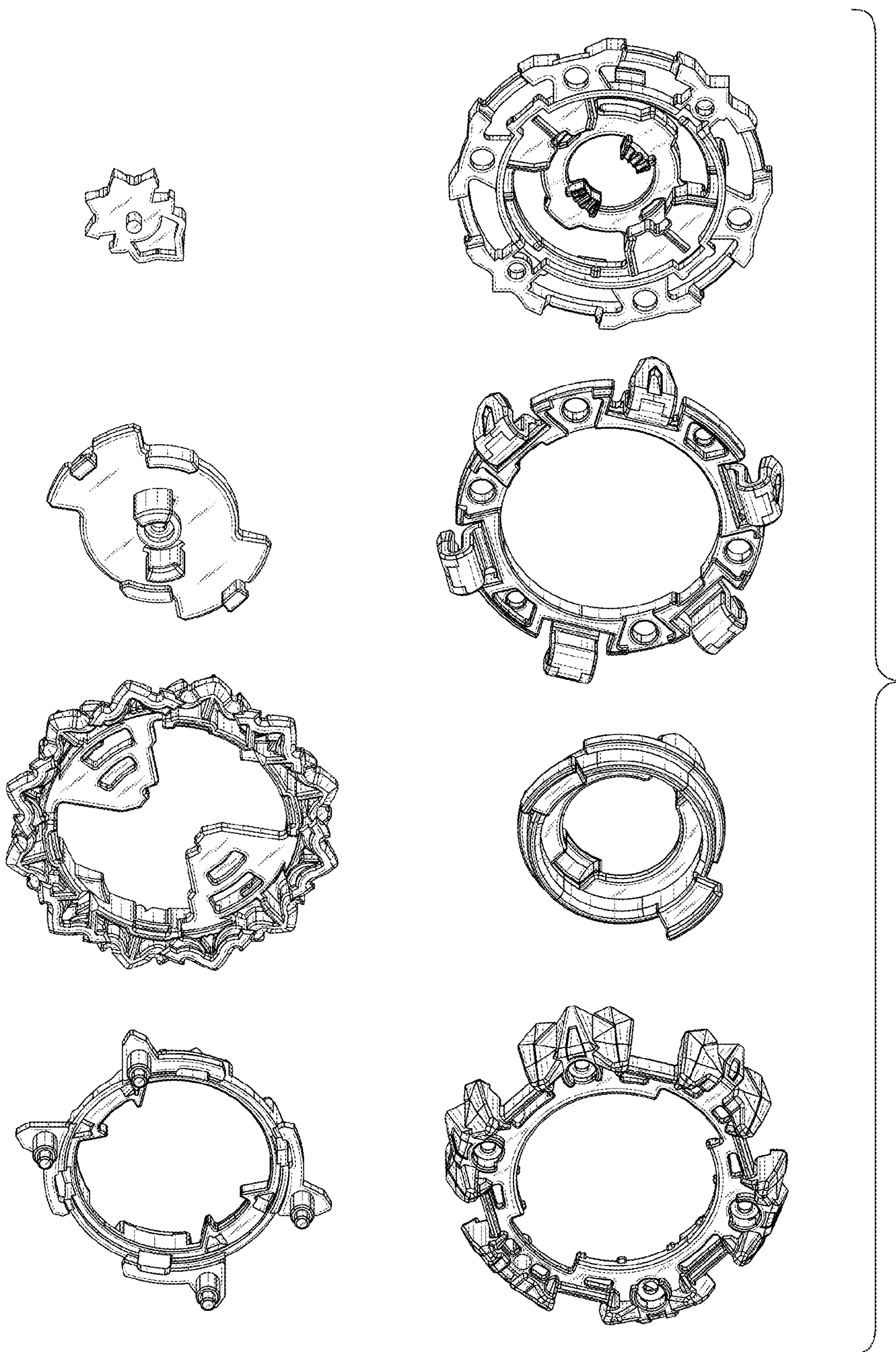


FIG. 10