



US00D960977S

(12) **United States Design Patent**  
**Rajasekaran**

(10) **Patent No.:** **US D960,977 S**

(45) **Date of Patent:** **\*\* Aug. 16, 2022**

(54) **WRITING INSTRUMENT**

(71) Applicant: **E. MISHAN & SONS, INC.**, New York, NY (US)

(72) Inventor: **Mohan Rajasekaran**, Watertown, CT (US)

(73) Assignee: **E. Mishan & Sons, Inc.**, New York, NY (US)

(\*\*) Term: **15 Years**

(21) Appl. No.: **29/730,814**

(22) Filed: **Apr. 8, 2020**

(51) **LOC (13) Cl.** ..... **19-06**

(52) **U.S. Cl.**  
USPC ..... **D19/123; D19/914**

(58) **Field of Classification Search**  
USPC ..... D19/156–157, 158–162, 163–169,  
D19/170–177, 178–186, 187–189,  
(Continued)

(56) **References Cited**

**U.S. PATENT DOCUMENTS**

1,816,812 A 9/1930 Allison  
D231,434 S \* 4/1974 Kato ..... D19/66  
(Continued)

**FOREIGN PATENT DOCUMENTS**

CN 204077155 U 1/2015

**OTHER PUBLICATIONS**

Tactical Pen posted by iSPANDY posted date May 30, 2019, © Amazon, [online], [site visited Jun. 9, 2022]. Available from Internet, <https://www.amazon.com/Tactical-Self-Defense-Flashlight-Ballpoint-Survival/dp> (Year: 2019).\*

(Continued)

*Primary Examiner* — Garth Rademaker

*Assistant Examiner* — Laura H Yu

(74) *Attorney, Agent, or Firm* — Notaro, Michalos & Zaccaria P.C.

(57) **CLAIM**

The ornamental design for a writing instrument, as shown and described.

**DESCRIPTION**

FIG. 1 is a top, front perspective view of a writing instrument showing my new design therefor, in a first configuration;

FIG. 2 is a front elevational view thereof;

FIG. 3 is a rear elevational view thereof;

FIG. 4 is a left side elevational view thereof;

FIG. 5 is a right side elevational view thereof;

FIG. 6 is a top plan view thereof; and

FIG. 7 is a bottom plan view thereof.

FIG. 8 is a top, front perspective view of a writing instrument showing my design therefor, in a second configuration;

FIG. 9 is a front elevational view thereof;

FIG. 10 is a rear elevational view thereof;

FIG. 11 is a left side elevational view thereof;

FIG. 12 is a right side elevational view thereof;

FIG. 13 is a top plan view thereof; and

FIG. 14 is a bottom plan view thereof.

FIG. 15 is a top, front perspective view of a writing instrument showing my design therefor, in a third configuration;

FIG. 16 is a front elevational view thereof;

FIG. 17 is a rear elevational view thereof;

FIG. 18 is a left side elevational view thereof;

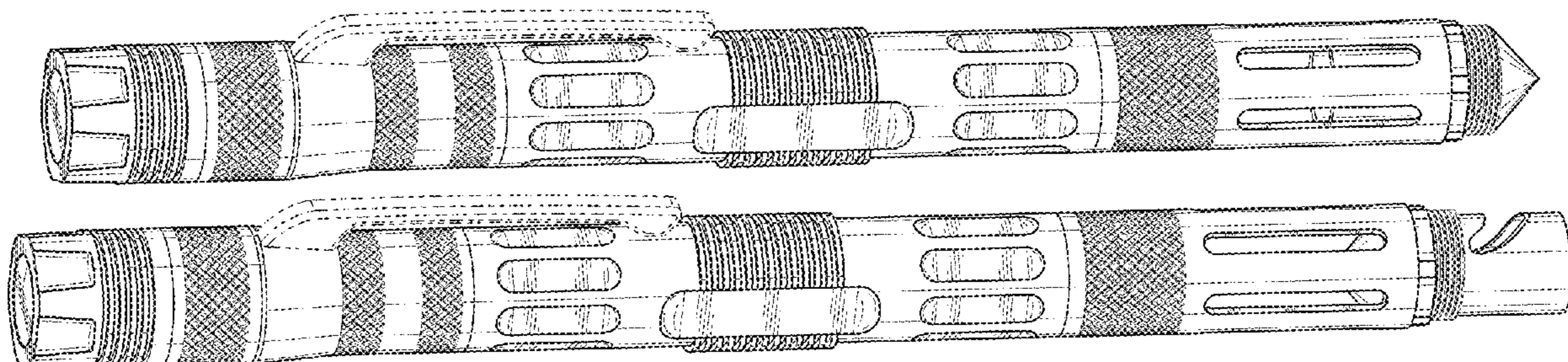
FIG. 19 is a right side elevational view thereof;

FIG. 20 is a top plan view thereof; and,

FIG. 21 is a bottom plan view thereof.

The first configuration of the writing instrument features a safety hammer. The second configuration shows the safety hammer reversed and features a bottle opener. The third configuration shows the pen cap removed and the pen feature.

(Continued)



Throughout the drawings, the broken lines showing a clip illustrate portions of the writing instrument that form no part of the claimed design.

**1 Claim, 12 Drawing Sheets**

(58) **Field of Classification Search**

USPC ..... D19/190–192, 193–201, 202–204,  
D19/903–919, 925–930, 931–934  
CPC ... G06F 3/03545; B43K 23/001; B43K 23/12;  
B43K 24/03; B43K 24/084; B43K 7/03  
See application file for complete search history.

(56) **References Cited**

U.S. PATENT DOCUMENTS

D286,163 S \* 10/1986 Shintani ..... D19/924  
D306,873 S \* 3/1990 Yazaki ..... D19/117  
5,617,304 A 4/1997 Huang  
D647,562 S \* 10/2011 Chu ..... D19/916  
D647,963 S \* 11/2011 Chu ..... D19/907  
D651,647 S \* 1/2012 Chu ..... D19/177  
8,348,539 B2 \* 1/2013 Chu ..... B43K 29/16  
44/507  
D685,848 S \* 7/2013 Chu ..... D19/903

D692,480 S \* 10/2013 Chu ..... D19/123  
8,967,899 B1 \* 3/2015 Chu ..... F23Q 1/06  
44/507  
D750,305 S \* 2/2016 Sheikh ..... D26/38  
D777,550 S 1/2017 Lai  
D839,344 S \* 1/2019 Song ..... D19/66  
D839,350 S \* 1/2019 Hockenberry ..... D19/177  
2002/0081139 A1 6/2002 Legg  
2004/0250352 A1 12/2004 Yeh  
2009/0016801 A1 1/2009 Liu

OTHER PUBLICATIONS

LED Tactical Flashlight Pen posted by TF Takeflight posted date Jun. 26, 2017, © Amazon, [online], [site visited Jun. 9, 2022]. Available from Internet, [https://www.amazon.com/Tactical-Pen-Gifts-Men-Flashlight/dp/B073DNLM9F?ref\\_=ast\\_sto\\_dp&th=1&psc=1](https://www.amazon.com/Tactical-Pen-Gifts-Men-Flashlight/dp/B073DNLM9F?ref_=ast_sto_dp&th=1&psc=1) (Year: 2017).\*

Under Control Tactical Pen posted by Orion Tactical Gear posted date Jun. 24, 2019, © Amazon, [online], [site visited Jun. 9, 2022]. Available from Internet, <https://oriontacticalgear.com/under-control-tactical-pen-for-self-defense-with-built-in-led-flashlight/> (Year: 2019).\*

20 Best Tactical Pens posted by Gear Moose posted date May 9, 2019, © GearMoose, [online], [site visited Jun. 9, 2022]. Available from Internet, <https://web.archive.org/web/20190509221752/https://gearmoose.com/the-10-best-tactical-pens/> (Year: 2019).\*

\* cited by examiner

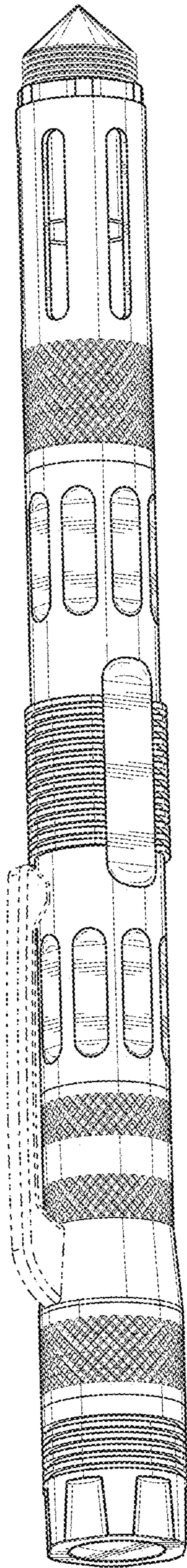


FIG. 1

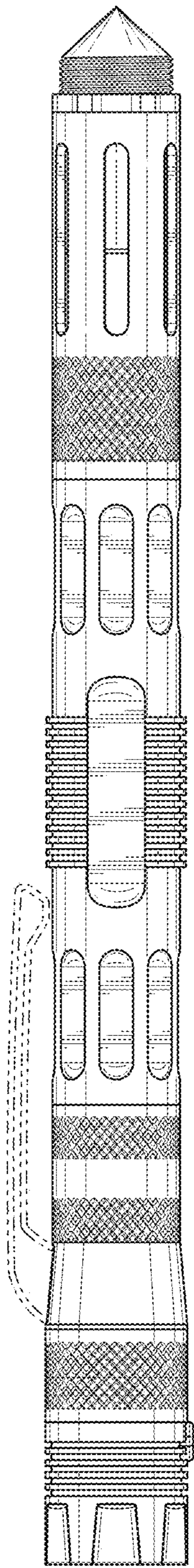


FIG. 2

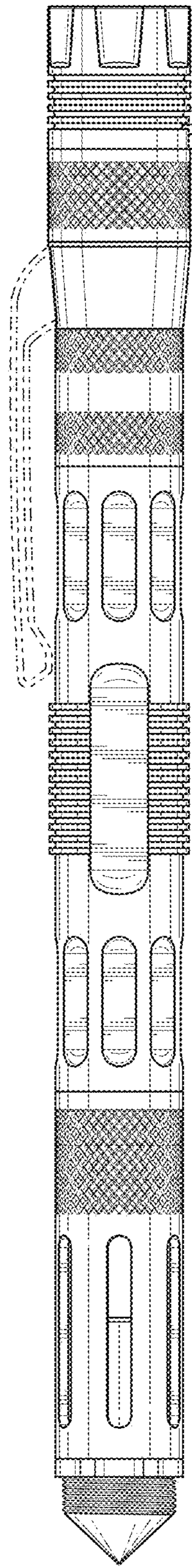


FIG. 3

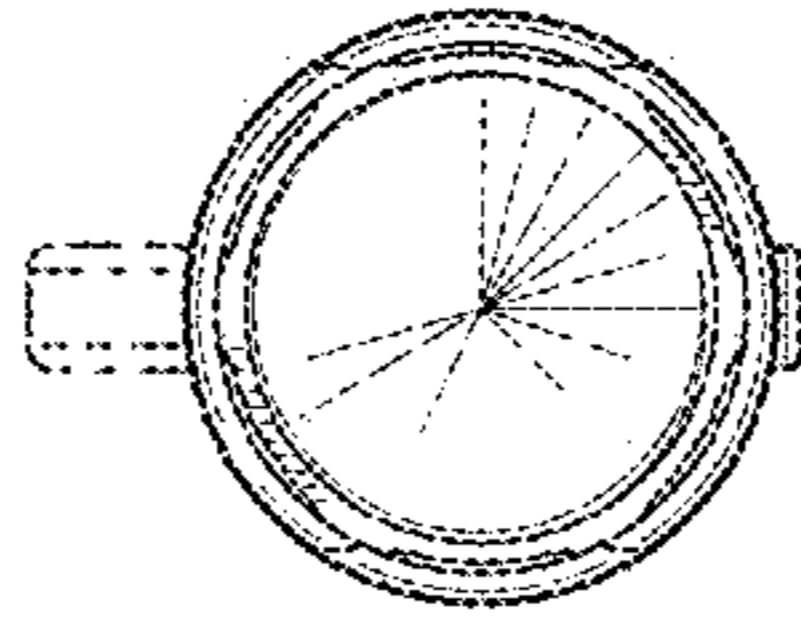


FIG. 5

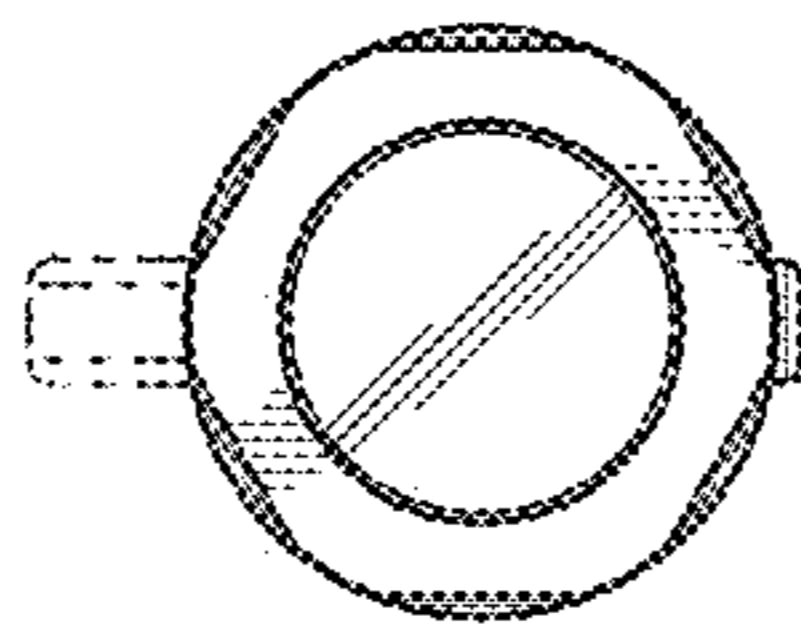


FIG. 4




FIG. 6

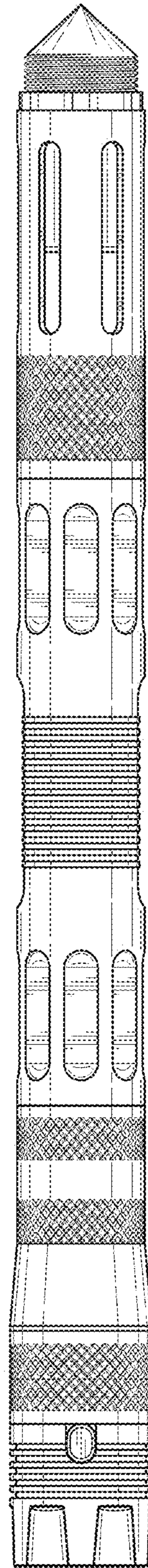


FIG. 7

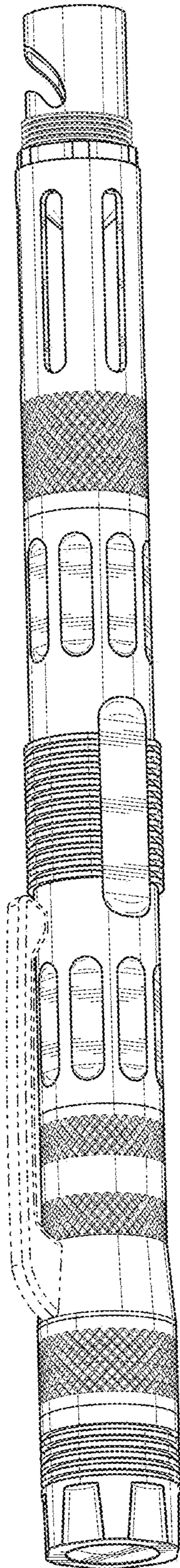


FIG. 8

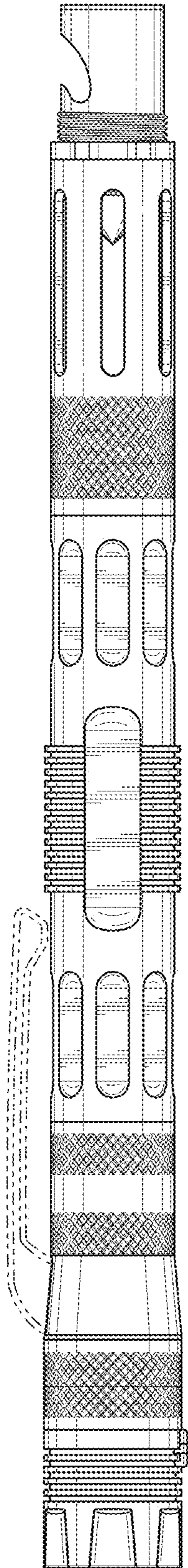


FIG. 9

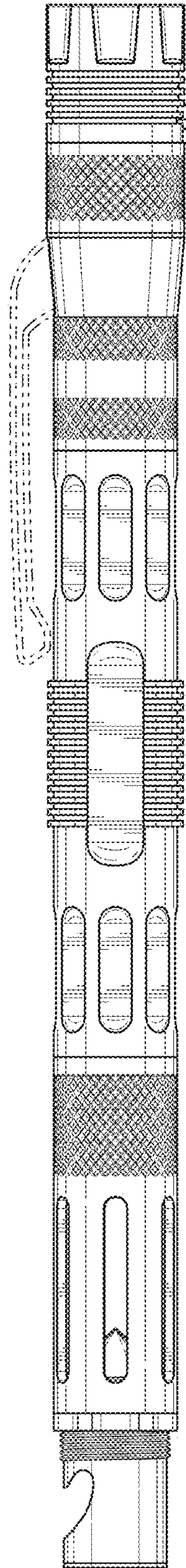


FIG. 10



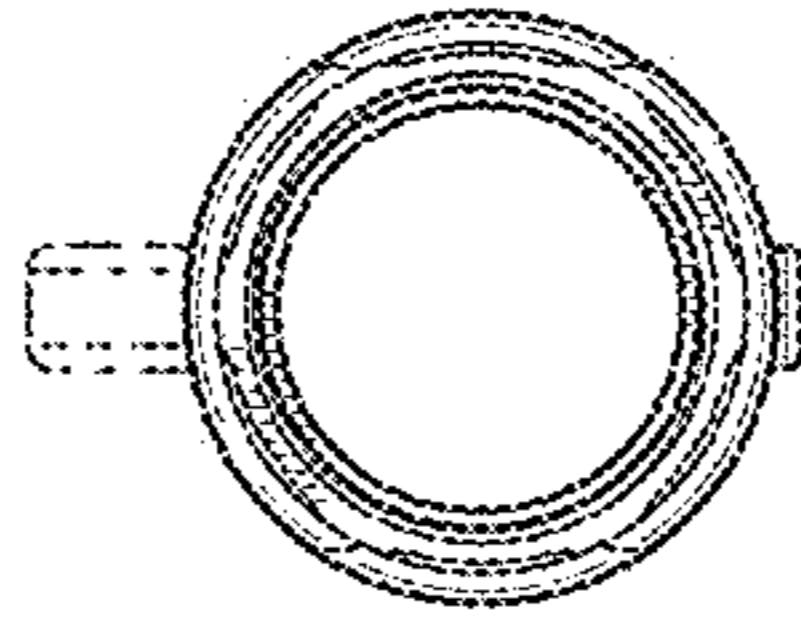


FIG. 12

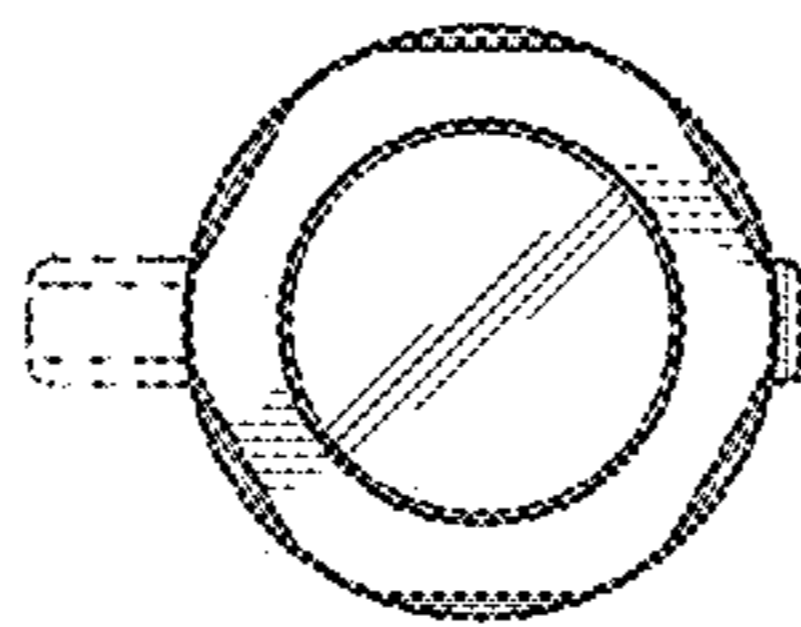


FIG. 11

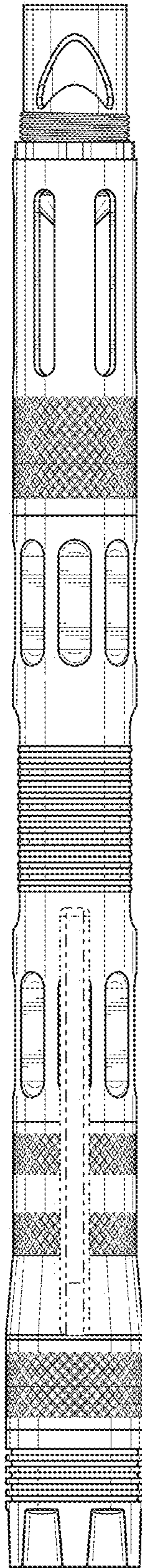


FIG. 13

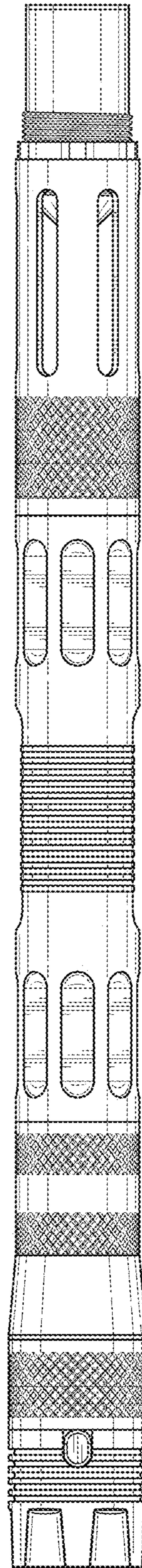


FIG. 14

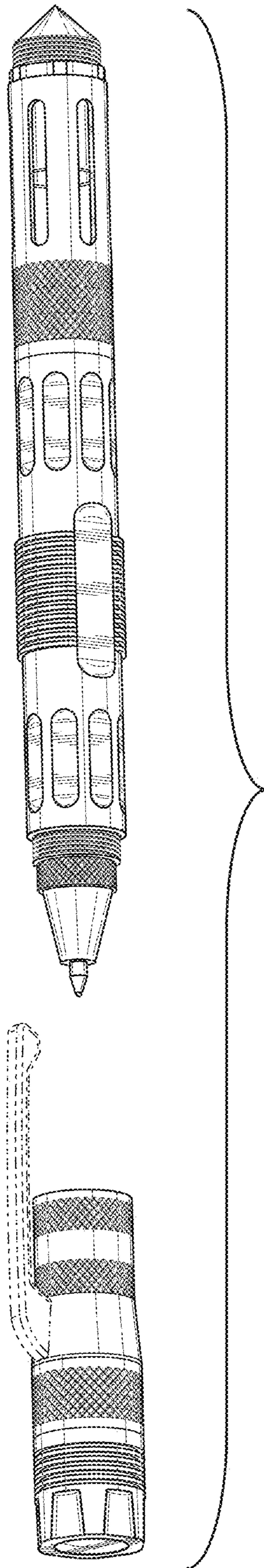


FIG. 15

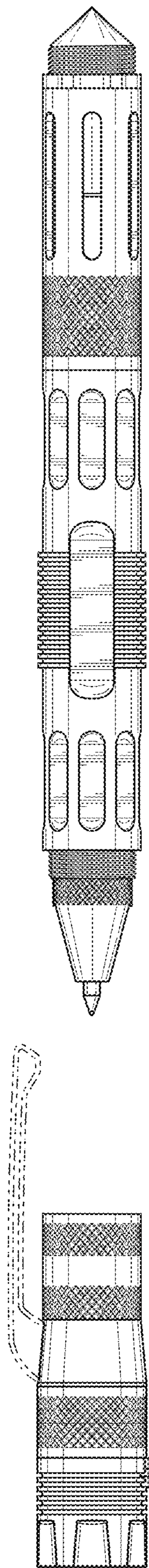


FIG. 16

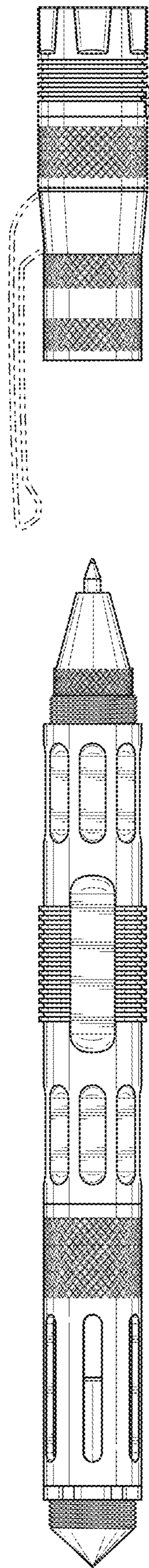


FIG. 17

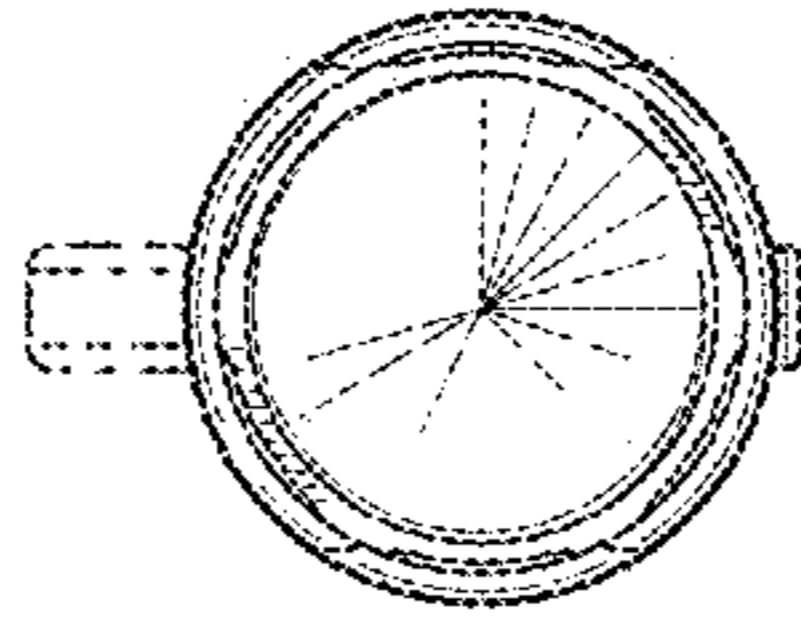


FIG. 19

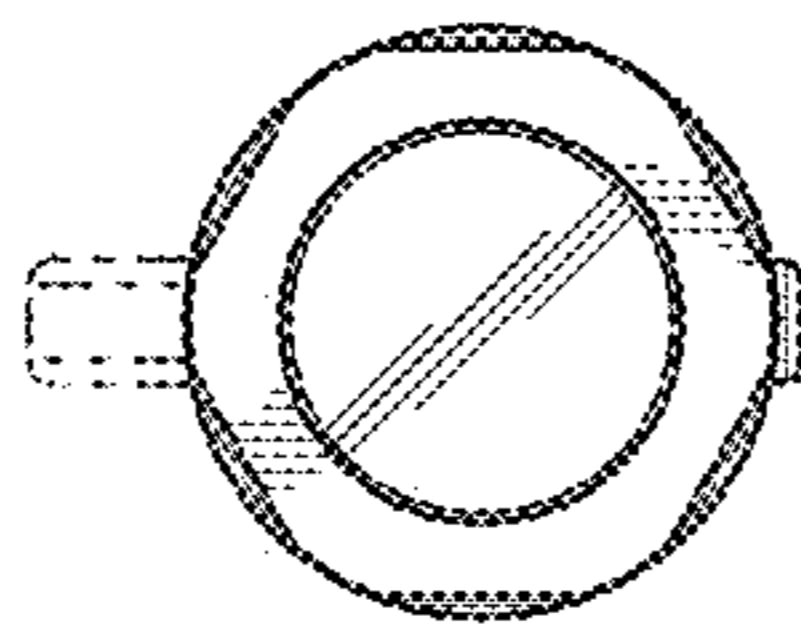


FIG. 18

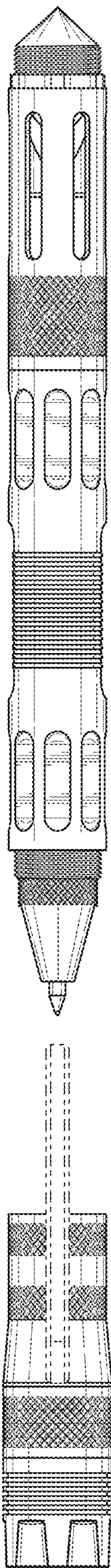


FIG. 20

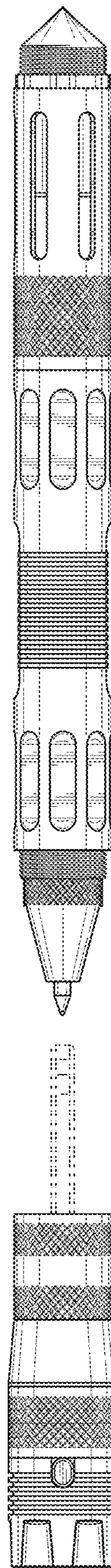


FIG. 21