

US00D960962S

(12) **United States Design Patent** (10) **Patent No.:** **US D960,962 S**
Tamura et al. (45) **Date of Patent:** **** Aug. 16, 2022**

(54) **ADAPTER FOR CAMERA LENS**
(71) Applicant: **CANON KABUSHIKI KAISHA,**
Tokyo (JP)

D705,335 S 5/2014 Oikawa et al.
D723,084 S * 2/2015 Awazu D16/219
D726,240 S 4/2015 Oikawa et al.
D783,700 S 4/2017 Tagawa et al.
(Continued)

(72) Inventors: **Masahisa Tamura,** Utsunomiya (JP);
Katsuhiro Inoue, Utsunomiya (JP);
Kunihiko Sasaki, Utsunomiya (JP);
Shigehiro Torii, Saitama (JP);
Toshinori Yamazaki, Tokyo (JP); **Toru**
Matsumoto, Utsunomiya (JP)

FOREIGN PATENT DOCUMENTS

CN 111541836 A * 8/2020 B08B 11/04
WO WO-2019123862 A1 * 6/2019 G02B 7/02
(Continued)

(73) Assignee: **Canon Kabushiki Kaisha,** Tokyo (JP)

OTHER PUBLICATIONS

“Fotodiox Lens Mount Adapter,” Aug. 2, 2010, amazon.com, site
visited Apr. 29, 2022, URL: <https://www.amazon.com/Fotodiox-Adapter-Compatible-Lenses-Cameras/dp/B003Y302CQ?th=1> (Year:
2010).*

(**) Term: **15 Years**

(Continued)

(21) Appl. No.: **29/744,995**

(22) Filed: **Aug. 3, 2020**

Related U.S. Application Data

(62) Division of application No. 35/507,100, filed on Nov.
14, 2018 (U.S. filing date under 35 U.S.C. 384), and
having an international filing date of Nov. 14, 2018,
now abandoned.

Primary Examiner — Eric L Goodman

Assistant Examiner — Sarah L Smith

(74) *Attorney, Agent, or Firm* — Venable LLP

(51) **LOC (13) Cl.** **16-05**

(52) **U.S. Cl.**
USPC **D16/219; D16/200; D16/217; D16/218**

(58) **Field of Classification Search**
USPC D16/134, 136, 200, 202–205, 218, 219,
D16/235, 242

CPC G03B 17/02; G03B 19/04; G03B 17/56;
G03B 17/04; G03B 15/03; G03B 17/14;
H04N 5/2251; H04N 5/2252; H04N
5/2253; H04N 5/2254; G02B 7/02; G02B
7/04; G02B 7/14

See application file for complete search history.

(56) **References Cited**

U.S. PATENT DOCUMENTS

D669,930 S * 10/2012 Koyama D16/219
D698,839 S * 2/2014 Sato D16/200


(57) **CLAIM**

The ornamental design for an adapter for camera lens, as
shown and described.

DESCRIPTION

FIG. 1 is a Front view of an adapter for camera lens showing
our new design;
FIG. 2 is a Back view thereof;
FIG. 3 is a Top view thereof;
FIG. 4 is a Bottom view thereof;
FIG. 5 is a Left view thereof;
FIG. 6 is a Right view thereof; and,
FIG. 7 is a Front Perspective view thereof.
The broken lines show portions of the adapter for camera
lens that form no part of the claimed design.

1 Claim, 7 Drawing Sheets



(56)

References Cited

U.S. PATENT DOCUMENTS

9,674,467 B2 * 6/2017 Izawa H04N 5/23245
 D820,341 S * 6/2018 Tokiwa D16/219
 D829,800 S * 10/2018 Heyden D16/202
 D831,092 S * 10/2018 Watanabe D16/219
 D831,093 S * 10/2018 Tokiwa D16/219
 D838,764 S * 1/2019 Imai D16/219
 D838,766 S * 1/2019 Tokiwa D16/219
 D849,116 S * 5/2019 Lee D16/219
 D849,818 S * 5/2019 Imai D16/219
 D849,821 S * 5/2019 England D16/242
 D850,514 S * 6/2019 Hsu D16/219
 D865,031 S * 10/2019 Saito D16/219
 D867,429 S * 11/2019 Miyao D16/219
 D868,868 S * 12/2019 Heyden D16/202
 D870,185 S * 12/2019 Nagaoka D16/219
 D881,260 S * 4/2020 Ikegame D16/219
 D881,261 S * 4/2020 Ikegame D16/219
 D884,774 S * 5/2020 Kamei D16/219
 D885,462 S * 5/2020 Nagaoka D16/219
 D894,249 S * 8/2020 Kamei D16/202
 D894,991 S * 9/2020 Park D16/202
 D896,294 S * 9/2020 Bennett D16/202
 D896,872 S * 9/2020 Lee D16/219
 D897,405 S * 9/2020 Lee D16/219
 D897,406 S * 9/2020 Ikegame D16/219
 D898,103 S * 10/2020 Nagaoka D16/219
 D899,486 S * 10/2020 Tamura D16/219
 D900,193 S * 10/2020 Tamura D16/219
 D900,194 S * 10/2020 Tamura D16/219
 D908,162 S * 1/2021 Yoon D16/219
 D908,775 S * 1/2021 Wu D16/219
 D913,355 S * 3/2021 Takahashi D16/219
 D918,987 S * 5/2021 Mori D16/219
 D924,297 S * 7/2021 Imai D16/202
 D931,357 S * 9/2021 Ikegame G03B 17/566
 D16/219
 11,150,434 B2 * 10/2021 Ho G03B 17/566
 D937,926 S * 12/2021 Nagaoka H04N 5/2253
 D16/219

D938,508 S * 12/2021 Yamana G03B 17/14
 D16/219
 D939,011 S * 12/2021 Yamana D16/219
 D939,611 S * 12/2021 Ikegame H04N 5/2353
 D16/219
 D939,612 S * 12/2021 Yamana G03B 17/14
 D16/219
 D941,903 S * 1/2022 Yamana H04N 5/2253
 D16/219
 D945,514 S * 3/2022 Saito G03B 17/00
 D16/219
 2010/0020184 A1 * 1/2010 Kurosawa H04N 5/2253
 348/208.11
 2011/0052171 A1 * 3/2011 Yasuda G03B 17/14
 396/176
 2013/0033770 A1 * 2/2013 Koga G03B 3/00
 359/823
 2013/0077953 A1 * 3/2013 Kikuchi G02B 7/04
 396/530
 2014/0111686 A1 * 4/2014 Iikawa G03B 17/14
 348/374
 2019/0098181 A1 * 3/2019 Saiki G03B 17/00
 2021/0231910 A1 * 7/2021 Mano G03B 17/14
 2021/0232024 A1 * 7/2021 Endo G03B 17/14
 2021/0258455 A1 * 8/2021 Urakami H04N 5/2253
 2021/0271325 A1 * 9/2021 Seo H04N 5/2353
 2021/0306531 A1 * 9/2021 Toda H04N 5/2253

FOREIGN PATENT DOCUMENTS

WO WO-2019171723 A1 * 9/2019 G03B 17/14
 WO WO-2020121541 A1 * 6/2020 G03B 17/14

OTHER PUBLICATIONS

“Yongnuo YN50mm F1.8 Lens,” Dec. 1, 2014, amazon.com, site visited Apr. 29, 2022, URL: <https://www.amazon.com/YONGNUO-YN50mm-Standard-Aperture-Canon/dp/B00QEXM4YC> (Year: 2014).*

* cited by examiner

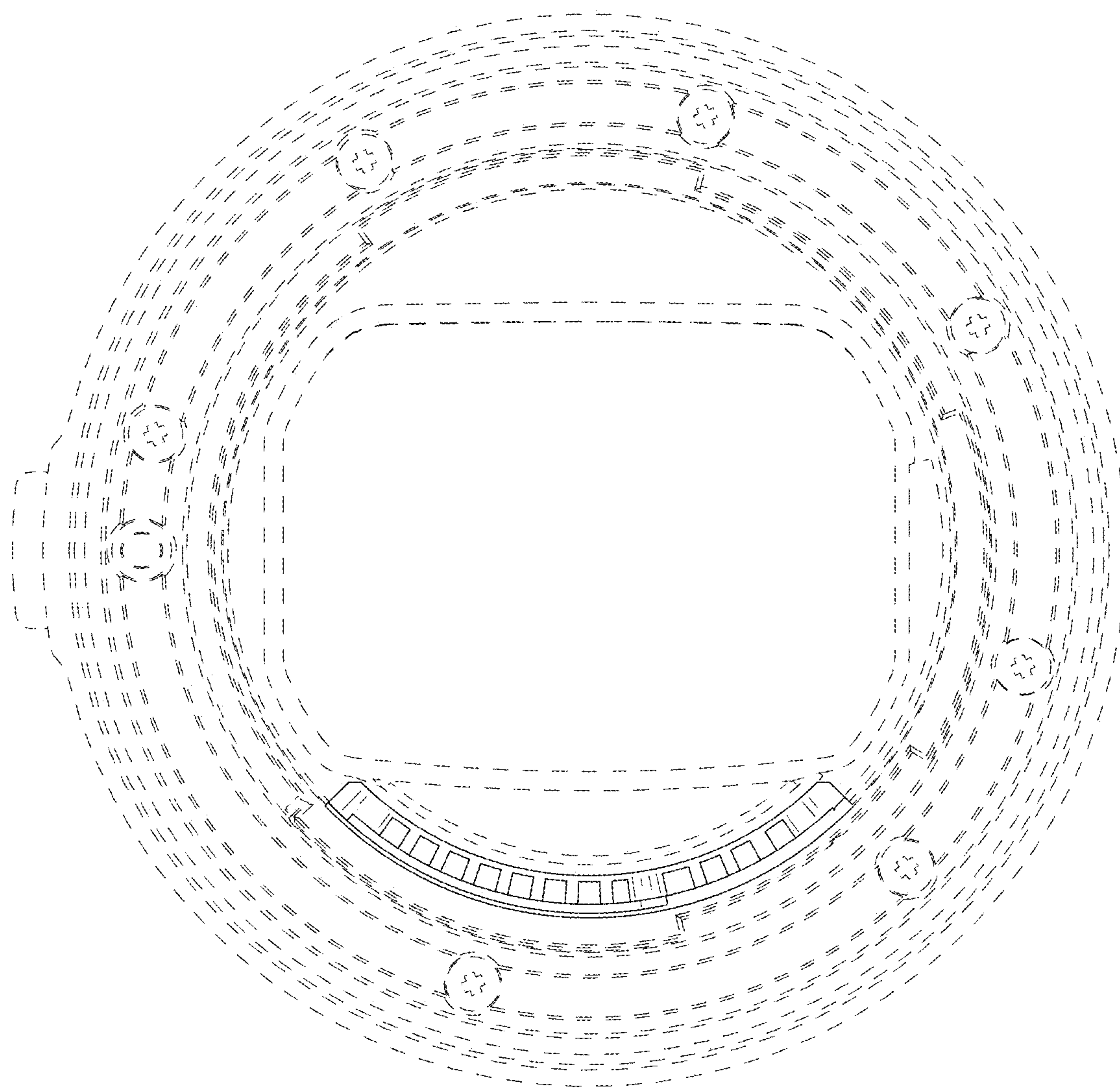


FIG. 1

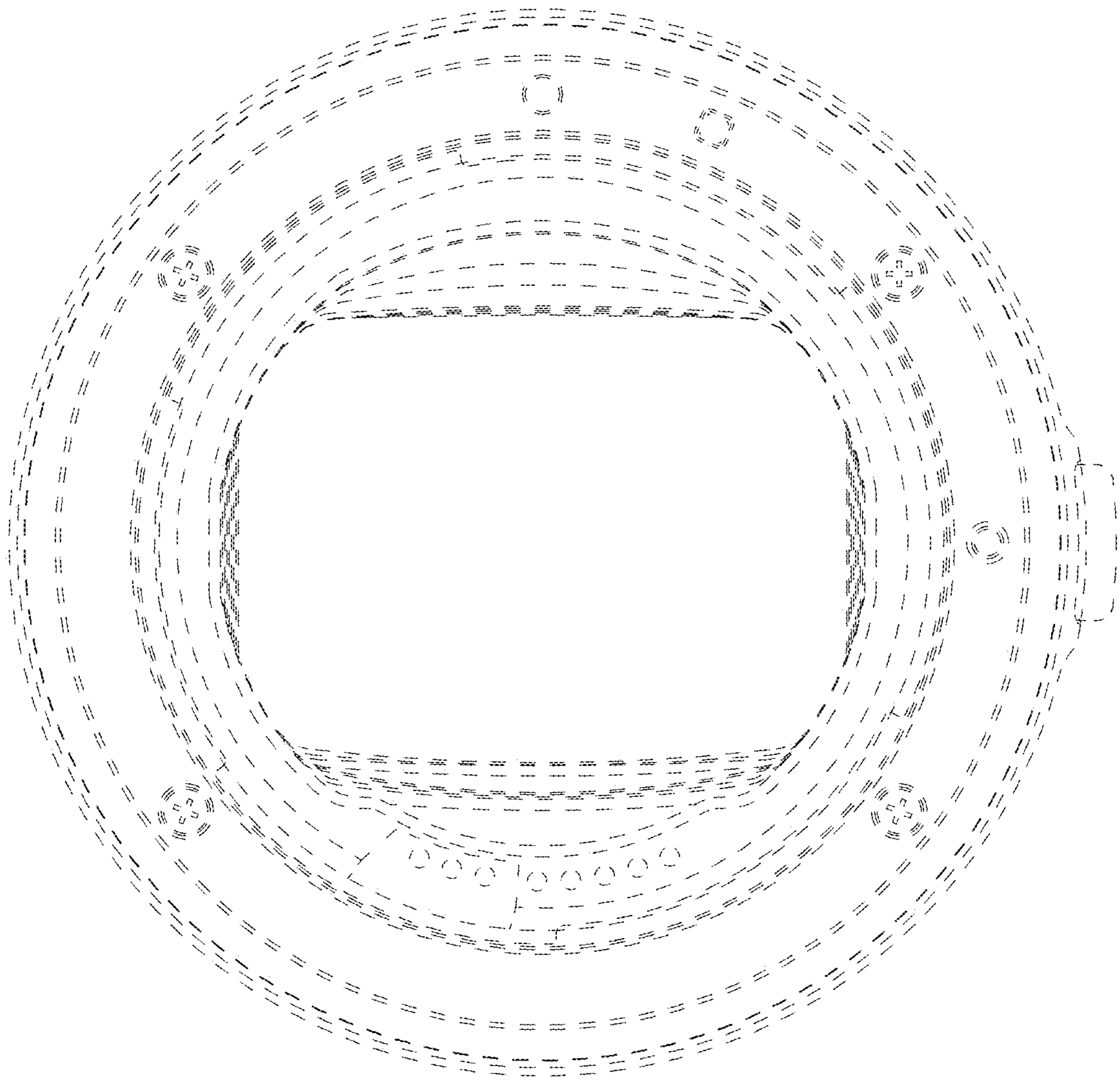


FIG. 2




FIG. 3

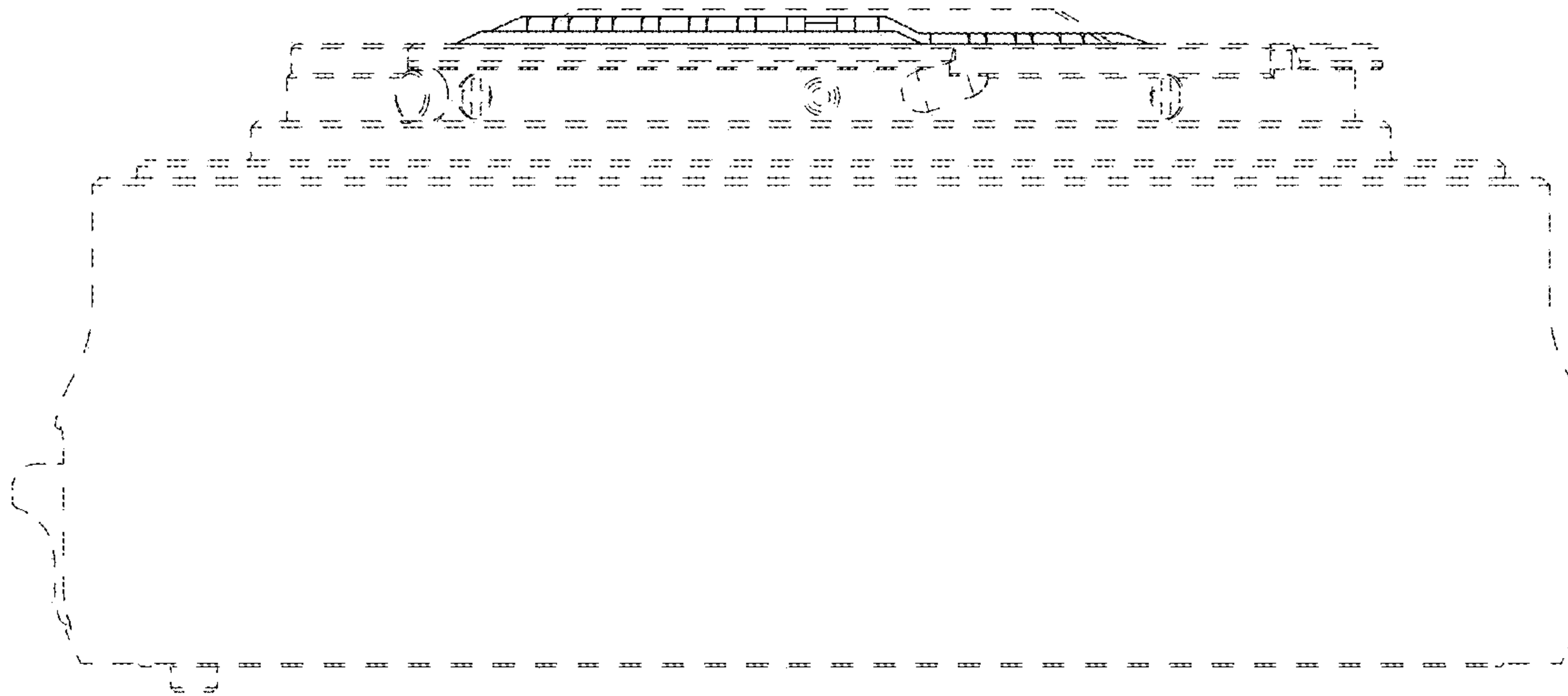


FIG. 4

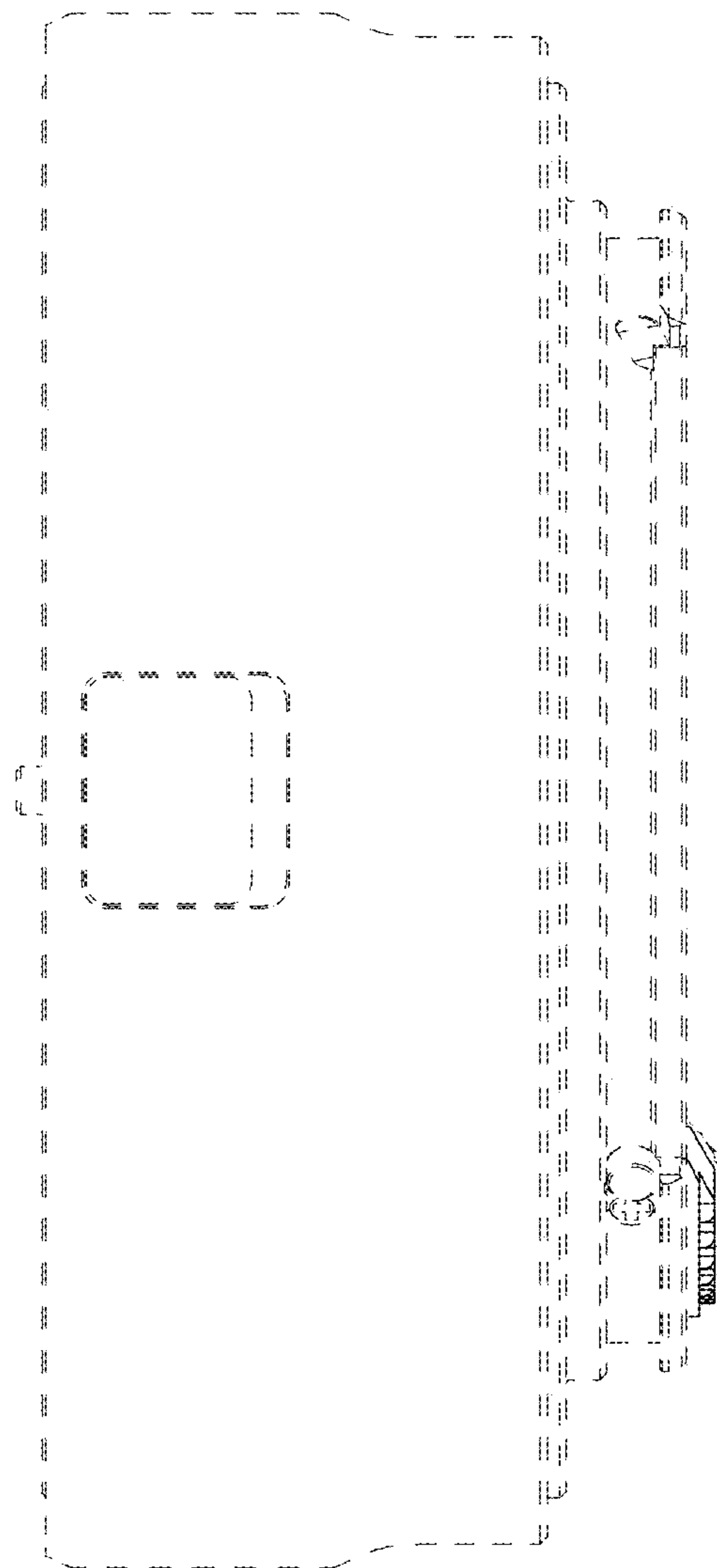


FIG. 5



FIG. 6




FIG. 7

UNITED STATES PATENT AND TRADEMARK OFFICE
CERTIFICATE OF CORRECTION

PATENT NO. : D960,962 S
APPLICATION NO. : 29/744995
DATED : August 16, 2022
INVENTOR(S) : Masahisa Tamura et al.

Page 1 of 1

It is certified that error appears in the above-identified patent and that said Letters Patent is hereby corrected as shown below:

On the Title Page

Please insert the following before “(51) LOC (13) Cl. 16-05”:

--(30) **Foreign Application Priority Data**

May 15, 2018 (JP) 2018-010540--

Signed and Sealed this
Third Day of January, 2023
Katherine Kelly Vidal

Katherine Kelly Vidal
Director of the United States Patent and Trademark Office