



US00D960957S

(12) **United States Design Patent** (10) **Patent No.:** **US D960,957 S**
Yamana et al. (45) **Date of Patent:** **** Aug. 16, 2022**

(54) **ADAPTER FOR CAMERA LENS** D705,335 S 5/2014 Oikawa et al.
D723,084 S * 2/2015 Awazu D16/219
(71) Applicant: **CANON KABUSHIKI KAISHA,** D726,240 S 4/2015 Oikawa et al.
Tokyo (JP) (Continued)


(72) Inventors: **Kazuaki Yamana,** Kawasaki (JP);
Masayasu Shigematsu, Tokyo (JP) FOREIGN PATENT DOCUMENTS
(73) Assignee: **Canon Kabushiki Kaisha,** Tokyo (JP) CN 111541836 A * 8/2020 B08B 11/04
WO WO-2019123862 A1 * 6/2019 G02B 7/02
(Continued)

(**) Term: **15 Years** OTHER PUBLICATIONS
(21) Appl. No.: **29/744,795** "Fotodiox Lens Mount Adapter," Aug. 2, 2010, amazon.com, site
(22) Filed: **Jul. 31, 2020** visited Apr. 29, 2022, URL: https://www.amazon.com/Fotodiox-
Adapter-Compatible-Lenses-Cameras/dp/B003Y302CQ?th=1 (Year:
2010).*

Related U.S. Application Data (Continued)
(62) Division of application No. 35/507,100, filed on Nov.
14, 2018 (U.S. filing date under 35 U.S.C. 384), and
having an international filing date of Nov. 14, 2018,
now abandoned.
Primary Examiner — Eric L Goodman
Assistant Examiner — Sarah L Smith
(74) *Attorney, Agent, or Firm* — Venable LLP

(30) **Foreign Application Priority Data**
May 15, 2018 (JP) 2018-010525
(51) **LOC (13) Cl.** **16-05**
(52) **U.S. Cl.**
USPC **D16/219**; D16/200; D16/217; D16/218
(58) **Field of Classification Search**
USPC D16/134, 136, 200, 202–205, 218, 219,
D16/235, 242
CPC G03B 17/02; G03B 19/04; G03B 17/56;
G03B 17/04; G03B 15/03; G03B 17/14;
H04N 5/2251; H04N 5/2252; H04N
5/2253; H04N 5/2254; G02B 7/02; G02B
7/04; G02B 7/14
See application file for complete search history.

(56) **References Cited**
U.S. PATENT DOCUMENTS
D669,930 S * 10/2012 Koyama D16/219
D698,839 S * 2/2014 Sato D16/200
(57) **CLAIM**
The ornamental design for an adapter for camera lens, as
shown and described.
DESCRIPTION
1. Adapter for camera lens
FIG. 1 is a Front view of an adapter for camera lens showing
our new design;
FIG. 2 is a Back view thereof;
FIG. 3 is a Top view thereof;
FIG. 4 is a Bottom view thereof;
FIG. 5 is a Left view thereof;
FIG. 6 is a Right view thereof; and,
FIG. 7 is a Front Perspective view thereof.
The broken lines show portions of the adapter for camera
lens that form no part of the claimed design.
1 Claim, 7 Drawing Sheets



(56)

References Cited

U.S. PATENT DOCUMENTS

D783,700 S 4/2017 Tagawa et al.
 9,674,467 B2* 6/2017 Izawa H04N 5/23245
 D820,341 S * 6/2018 Tokiwa D16/219
 D829,800 S * 10/2018 Heyden D16/202
 D831,092 S * 10/2018 Watanabe D16/219
 D831,093 S * 10/2018 Tokiwa D16/219
 D838,764 S * 1/2019 Imai D16/219
 D838,766 S * 1/2019 Tokiwa D16/219
 D849,116 S * 5/2019 Lee D16/219
 D849,818 S * 5/2019 Imai D16/219
 D849,821 S * 5/2019 England D16/242
 D850,514 S * 6/2019 Hsu D16/219
 D865,031 S * 10/2019 Saito D16/219
 D867,429 S * 11/2019 Miyao D16/219
 D868,868 S * 12/2019 Heyden D16/202
 D870,185 S * 12/2019 Nagaoka D16/219
 D881,260 S * 4/2020 Ikegame D16/219
 D881,261 S * 4/2020 Ikegame D16/219
 D884,774 S * 5/2020 Kamei D16/219
 D885,462 S * 5/2020 Nagaoka D16/219
 D894,249 S * 8/2020 Kamei D16/202
 D894,991 S * 9/2020 Park D16/202
 D896,294 S * 9/2020 Bennett D16/202
 D896,872 S * 9/2020 Lee D16/219
 D897,405 S * 9/2020 Lee D16/219
 D897,406 S * 9/2020 Ikegame D16/219
 D898,103 S * 10/2020 Nagaoka D16/219
 D899,486 S * 10/2020 Tamura D16/219
 D900,193 S * 10/2020 Tamura D16/219
 D900,194 S * 10/2020 Tamura D16/219
 D908,162 S * 1/2021 Yoon D16/219
 D908,775 S * 1/2021 Wu D16/219
 D913,355 S * 3/2021 Takahashi D16/219
 D918,987 S * 5/2021 Mori D16/219
 D924,297 S * 7/2021 Imai D16/202
 D931,357 S * 9/2021 Ikegame G03B 17/566
 D16/219
 11,150,434 B2* 10/2021 Ho G03B 17/566
 D937,926 S * 12/2021 Nagaoka H04N 5/2253
 D16/219

D938,508 S * 12/2021 Yamana G03B 17/14
 D16/219
 D939,011 S * 12/2021 Yamana D16/219
 D939,611 S * 12/2021 Ikegame H04N 5/2353
 D16/219
 D939,612 S * 12/2021 Yamana G03B 17/14
 D16/219
 D941,903 S * 1/2022 Yamana H04N 5/2253
 D16/219
 D945,514 S * 3/2022 Saito G03B 17/00
 D16/219
 2010/0020184 A1* 1/2010 Kurosawa H04N 5/2253
 348/208.11
 2011/0052171 A1* 3/2011 Yasuda G03B 17/14
 396/176
 2013/0033770 A1* 2/2013 Koga G03B 3/00
 359/823
 2013/0077953 A1* 3/2013 Kikuchi G02B 7/04
 396/530
 2014/0111686 A1* 4/2014 Iikawa G03B 17/14
 348/374
 2019/0098181 A1* 3/2019 Saiki G03B 17/00
 2021/0231910 A1* 7/2021 Mano G03B 17/14
 2021/0232024 A1* 7/2021 Endo G03B 17/14
 2021/0258455 A1* 8/2021 Urakami H04N 5/2253
 2021/0271325 A1* 9/2021 Seo H04N 5/2353
 2021/0306531 A1* 9/2021 Toda H04N 5/2253

FOREIGN PATENT DOCUMENTS

WO WO-2019171723 A1 * 9/2019 G03B 17/14
 WO WO-2020121541 A1 * 6/2020 G03B 17/14

OTHER PUBLICATIONS

“Yongnuo YN50mm F1.8 Lens,” Dec. 1, 2014, amazon.com, site visited Apr. 29, 2022, URL: <https://www.amazon.com/YONGNUO-YN50mm-Standard-Aperture-Canon/dp/B00QEXM4YC> (Year: 2014).*

* cited by examiner

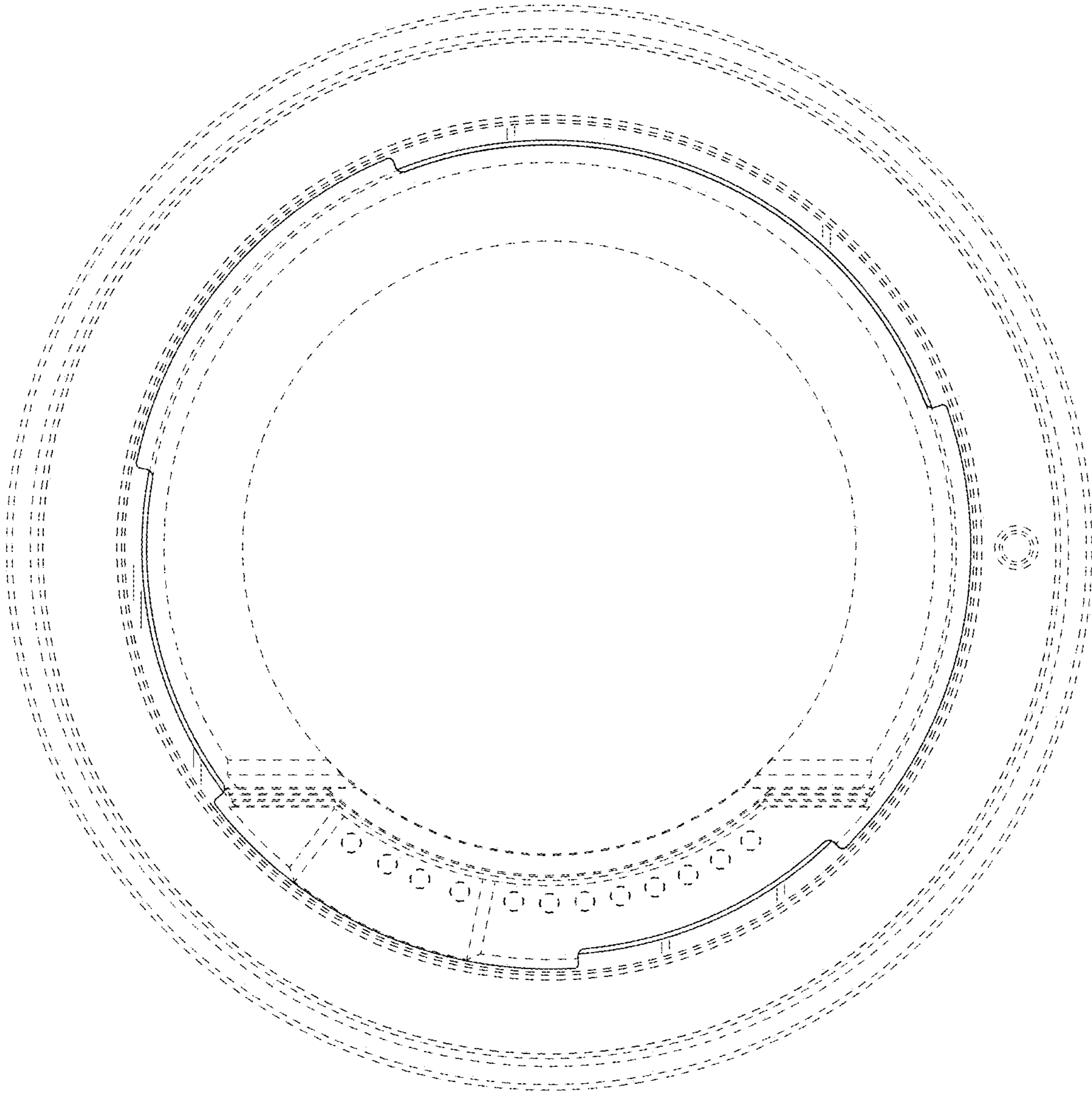


FIG. 1

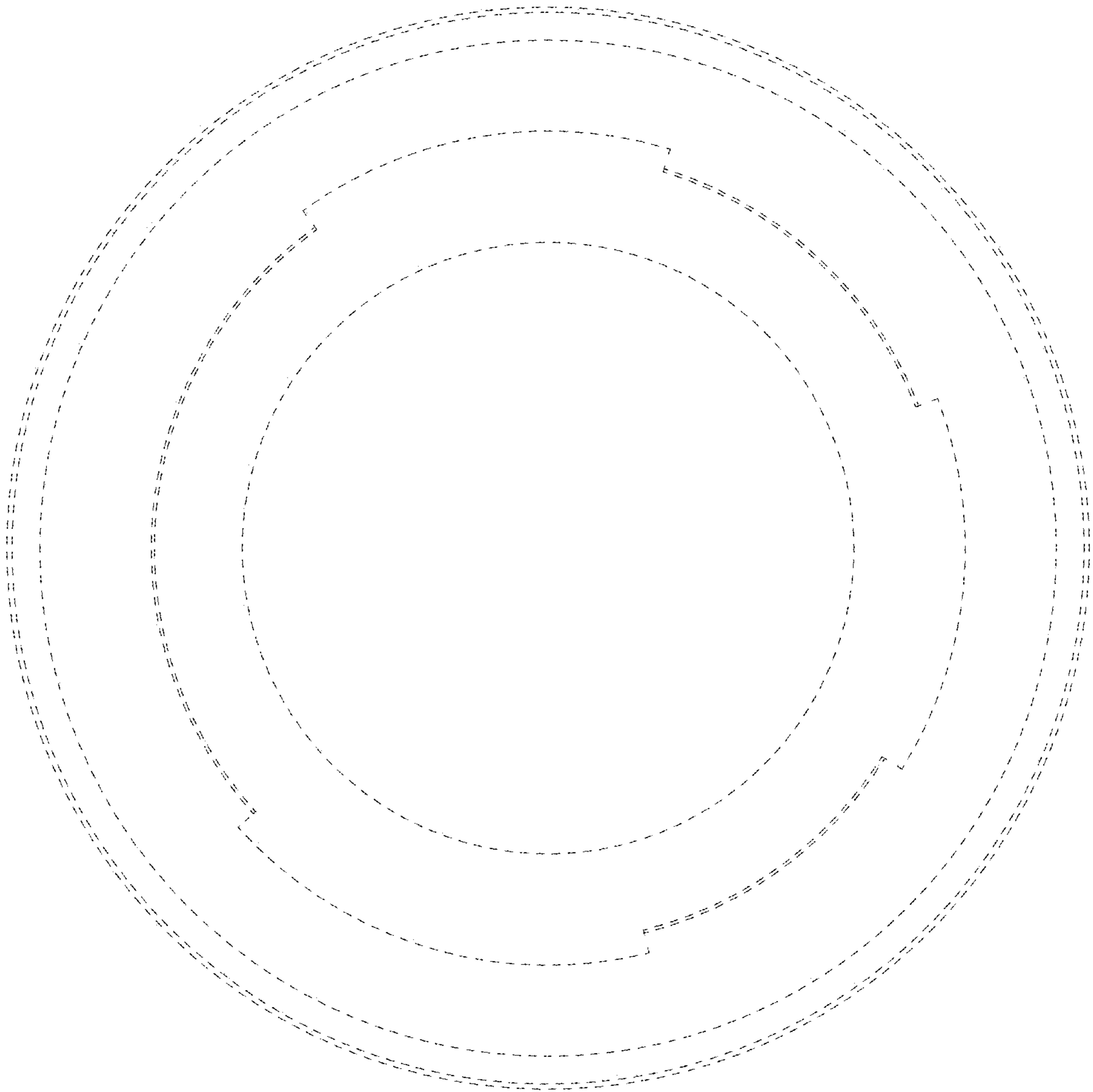


FIG. 2




FIG. 3



FIG. 4

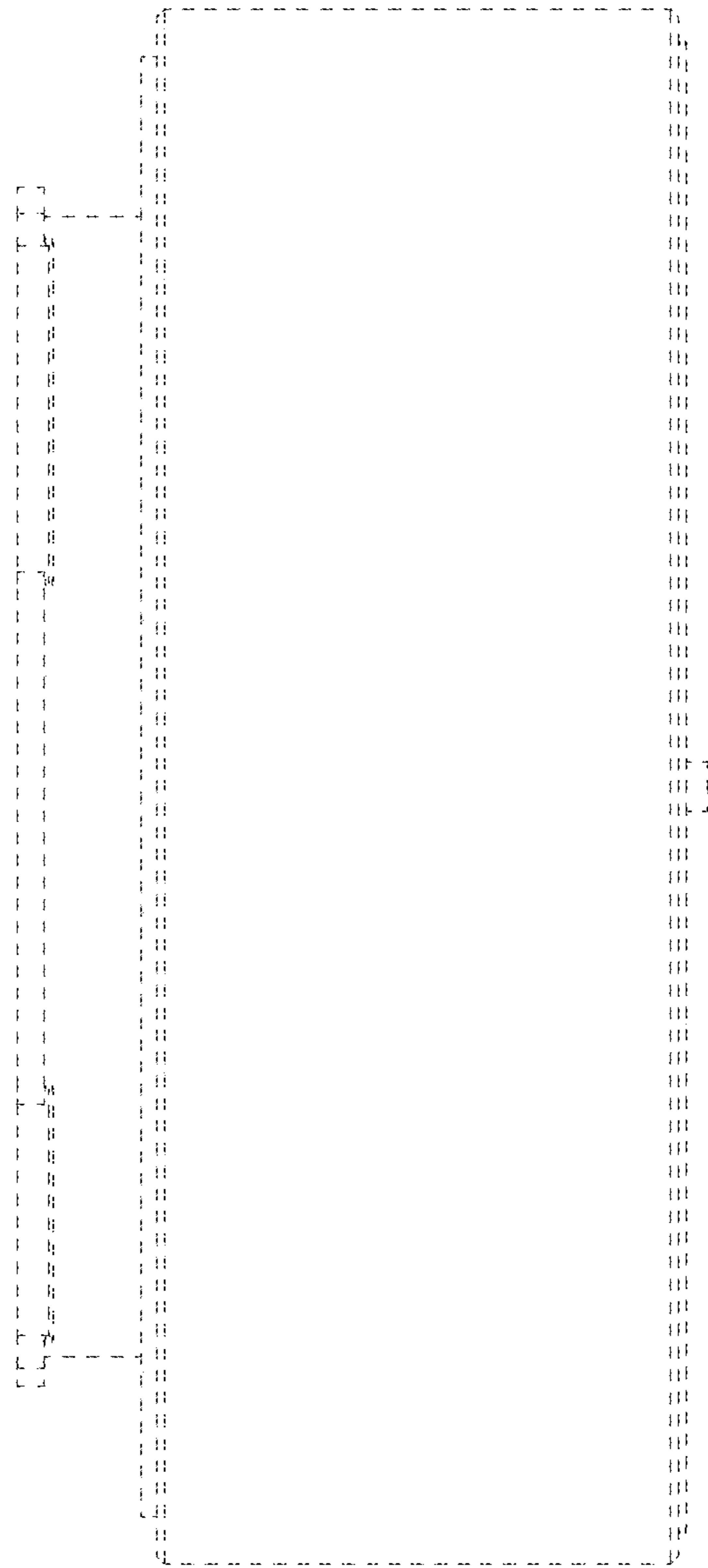


FIG. 5




FIG. 6




FIG. 7