

US00D960880S

(12) **United States Design Patent** (10) **Patent No.:** **US D960,880 S**
Wu (45) **Date of Patent:** **** Aug. 16, 2022**

(54) **PHONE CASE**
(71) Applicant: **Qihang Wu**, Putian (CN)
(72) Inventor: **Qihang Wu**, Putian (CN)
(**) Term: **15 Years**
(21) Appl. No.: **29/776,937**
(22) Filed: **Apr. 1, 2021**
(51) **LOC (13) Cl.** **14-03**
(52) **U.S. Cl.**
USPC **D14/250**
(58) **Field of Classification Search**
USPC D14/203.3–203.7, 439, 251–253, 447,
D14/217, 240, 238.1, 250, 440, 248;
D13/103, 107–108, 119; D3/201, 218,
D3/247, 249, 269, 273, 301, 303
CPC . H04B 1/3888; A45C 13/02; A45C 2011/002;
A45C 1/06; A45C 11/00; A45F 2005/026;
A45F 2200/0525; A45F 2200/0516;
H04M 1/0283; H04M 1/0202
See application file for complete search history.

D806,692 S * 1/2018 Jia D14/250
D812,600 S * 3/2018 Altaras D14/250
D812,618 S * 3/2018 Altaras D14/440
D845,292 S * 4/2019 Fitzgerald D14/250
D845,940 S * 4/2019 Roberts D14/250
D855,610 S * 8/2019 Wei D14/250
D856,996 S * 8/2019 Kim D14/250
D860,183 S * 9/2019 Hyun D14/250
D863,315 S * 10/2019 Chan D14/440
D877,725 S * 3/2020 Ashley D14/250
D882,559 S * 4/2020 Truong D14/250
D889,451 S * 7/2020 Chiang D14/250
D899,415 S * 10/2020 Kwak D14/250
D902,913 S * 11/2020 Lee D14/250
D905,676 S * 12/2020 Kim D14/250
D907,019 S * 1/2021 Kim D14/250
D908,680 S * 1/2021 Kim D14/250
D912,035 S * 3/2021 Lee D14/250
D916,071 S * 4/2021 Lin D14/250
2013/0257240 A1 * 10/2013 Hong H04B 1/3888
312/223.1

* cited by examiner

Primary Examiner — Carla J Wright

(57) **CLAIM**

The ornamental design for a phone case, as shown and described.

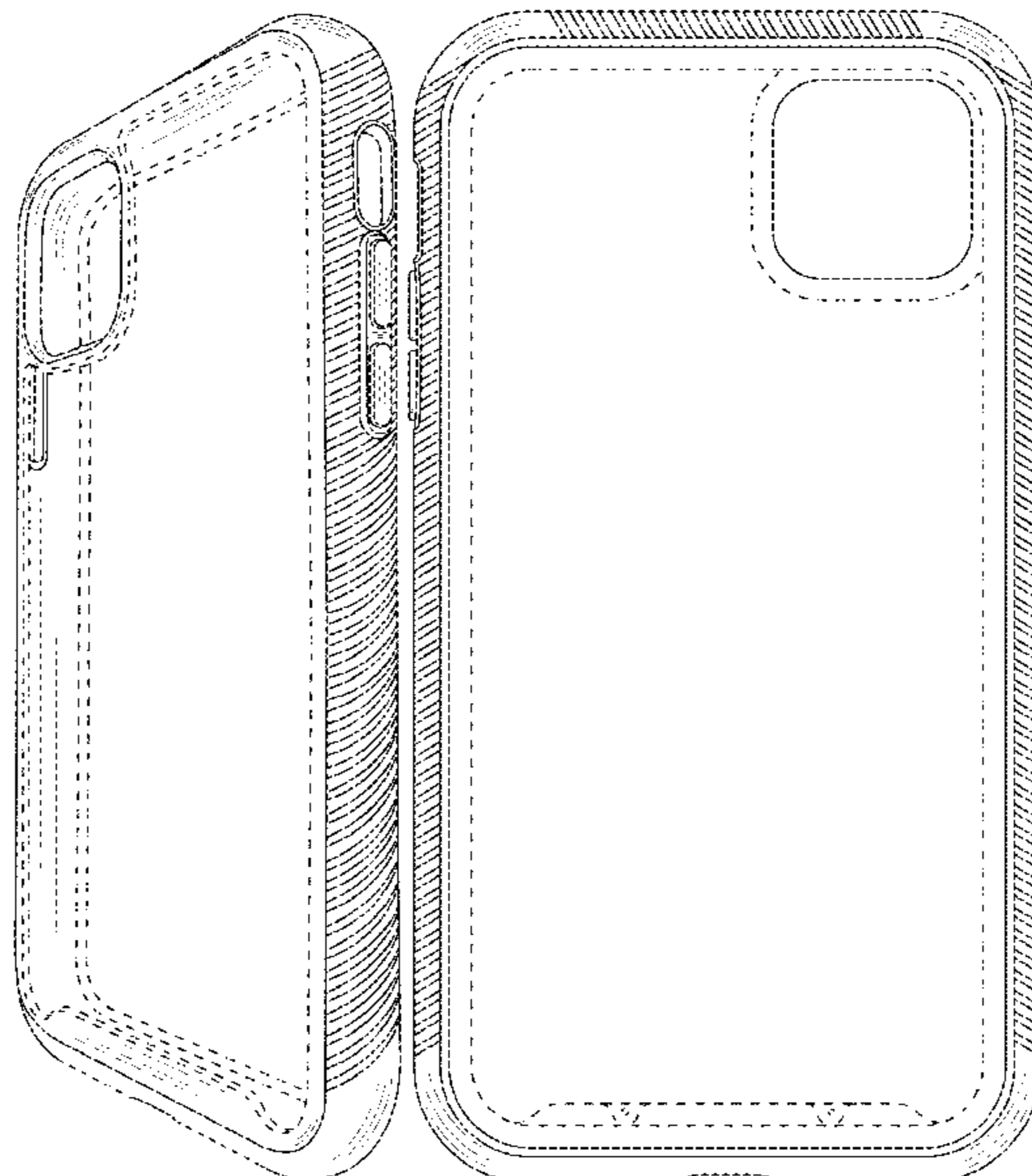
DESCRIPTION

FIG. 1 is a front and right-side perspective view of a phone case showing my new design;
FIG. 2 is a front view thereof;
FIG. 3 is a back view thereof;
FIG. 4 is a left side view thereof;
FIG. 5 is a right side view thereof;
FIG. 6 is a top plan view thereof; and,
FIG. 7 is a bottom plan view thereof.
The dashed or broken lines shown in the drawings depict portions of the phone case in which the design is embodied that form no part of the claimed design.

1 Claim, 7 Drawing Sheets

(56) **References Cited**
U.S. PATENT DOCUMENTS

D515,529 S * 2/2006 Beasley D14/138 AA
D636,755 S * 4/2011 Chen D14/138 AA
D663,724 S * 7/2012 Lee D14/248
D685,779 S * 7/2013 Schriefer D14/250
D686,586 S * 7/2013 Cho D14/138 G
D746,275 S 12/2015 Mohammad
D746,805 S * 1/2016 Kim D14/250
D756,345 S * 5/2016 Roberts D14/250
D757,699 S * 5/2016 Lee D14/248
D766,819 S * 9/2016 Gjovik D13/103
D780,738 S 3/2017 Barfoot et al.
D787,464 S * 5/2017 Kim D14/138 G
D791,727 S * 7/2017 Choi D14/138 AA
D800,105 S * 10/2017 Roberts D14/250



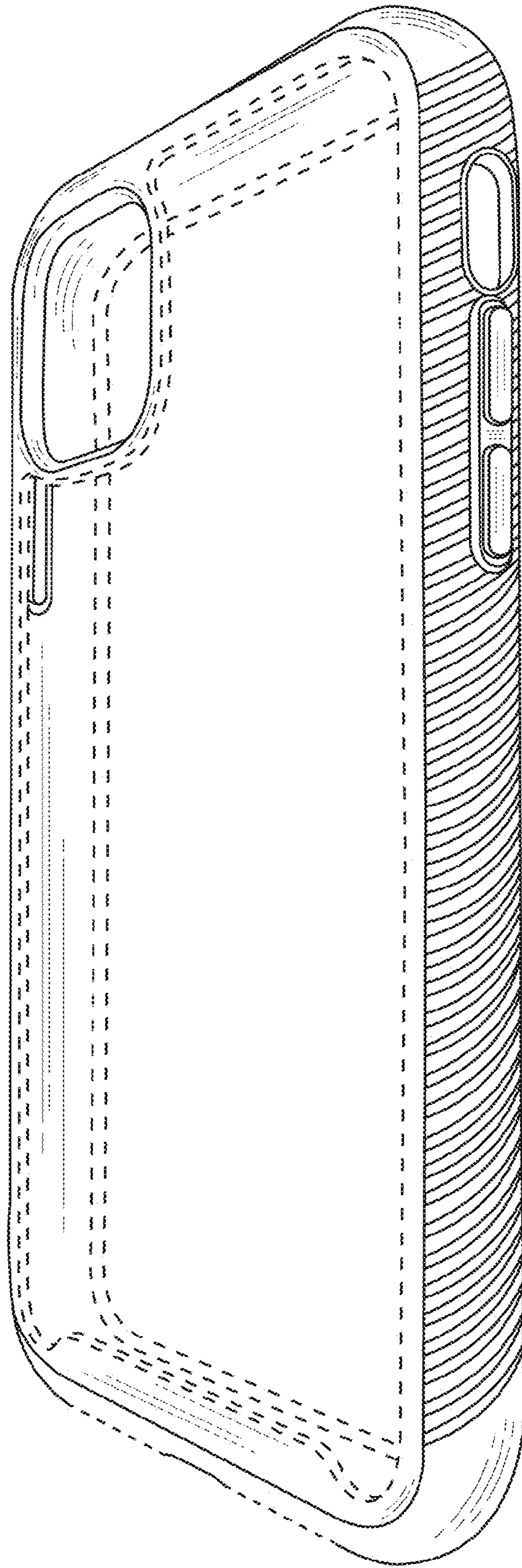


FIG. 1

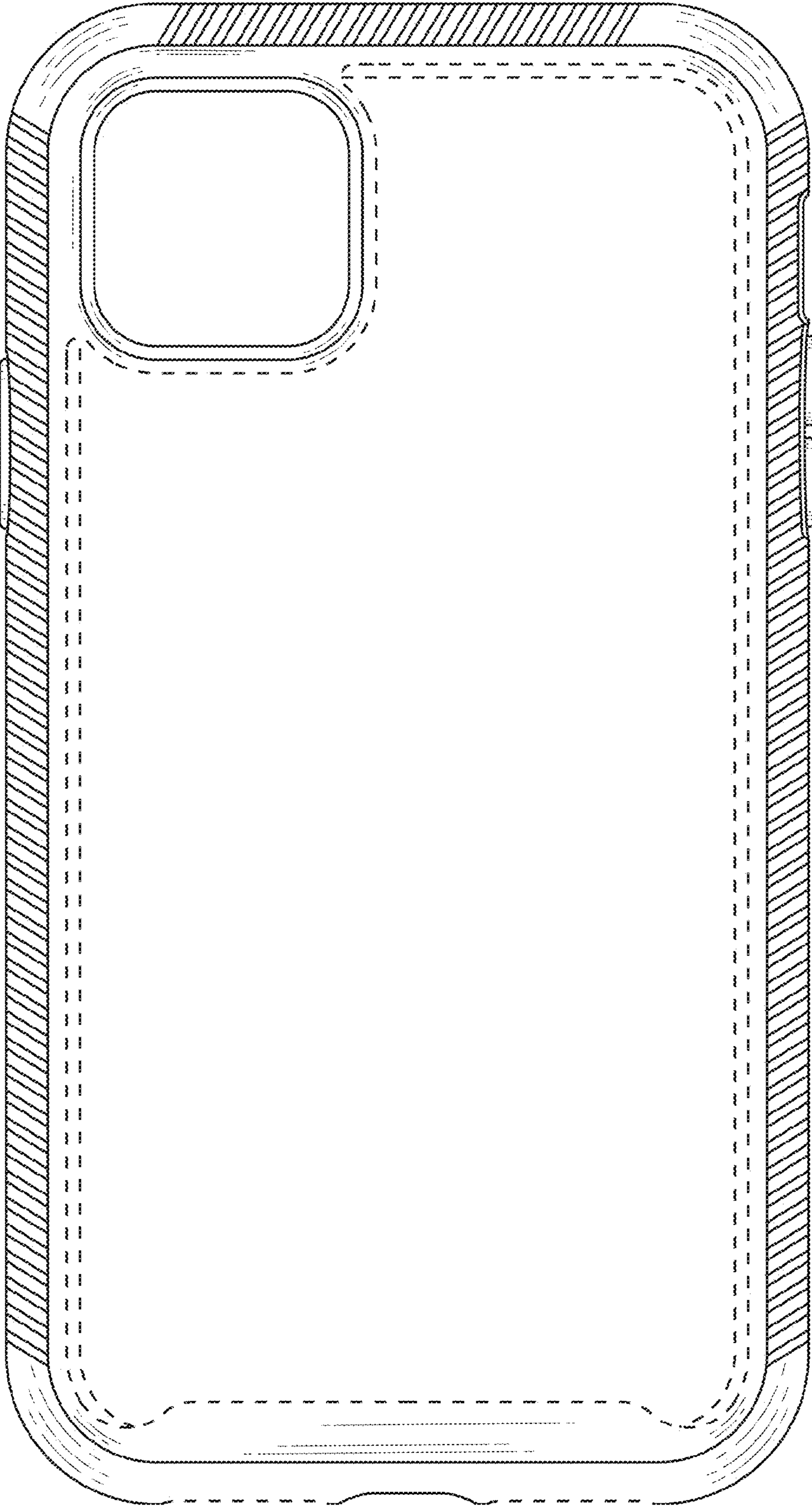


FIG. 2

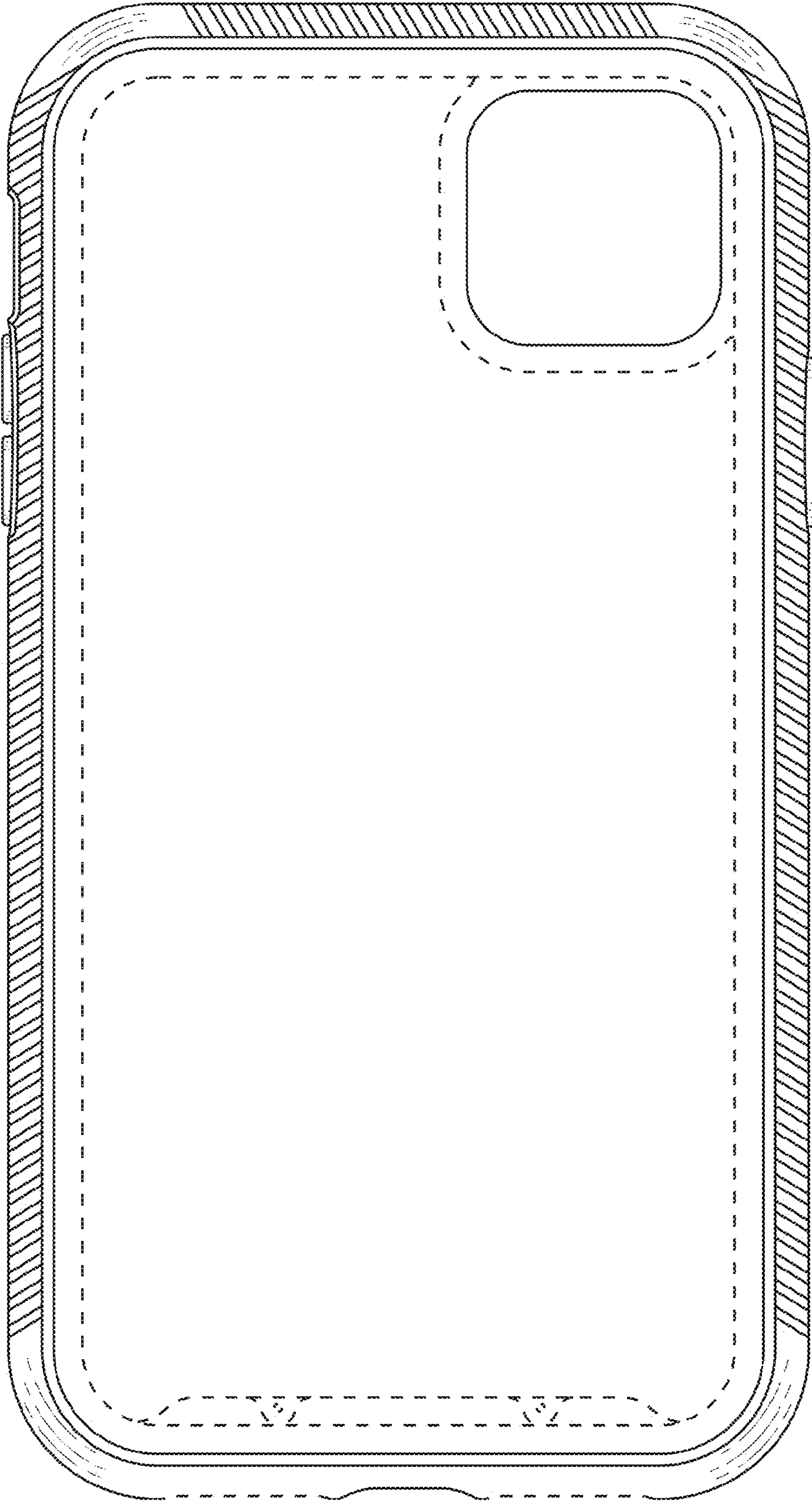


FIG. 3




FIG. 4




FIG. 5

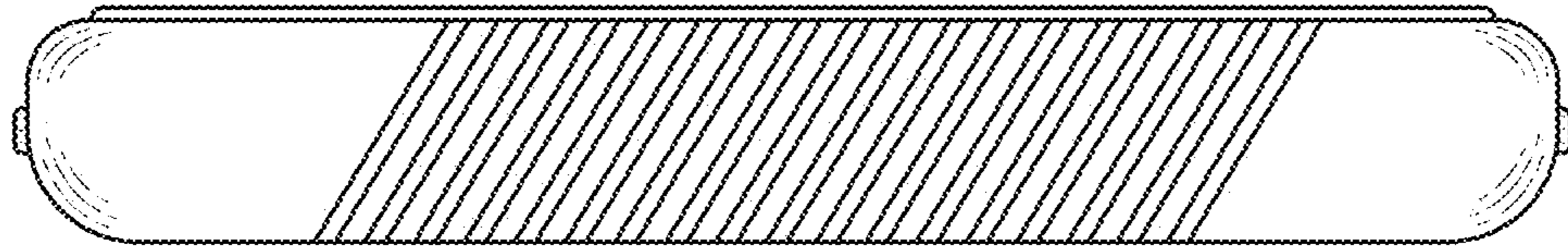


FIG. 6

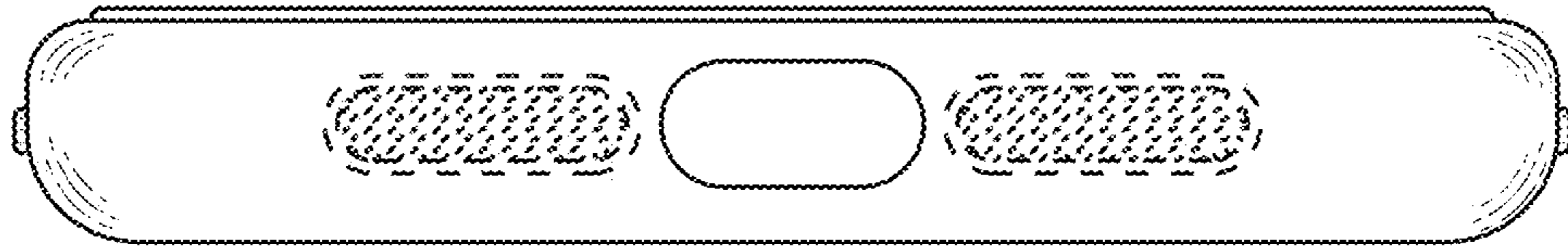


FIG. 7