



US00D960877S

(12) **United States Design Patent**  
**Kim et al.**

(10) **Patent No.:** **US D960,877 S**

(45) **Date of Patent:** **\*\* Aug. 16, 2022**

(54) **DECORATIVE PANEL**

(71) Applicant: **Samsung Electronics Co., Ltd.**,  
Suwon-si (KR)

(72) Inventors: **Joon-Soo Kim**, Suwon-si (KR);  
**Bo-Kyung Seong**, Suwon-si (KR)

(73) Assignee: **SAMSUNG ELECTRONICS CO., LTD.**,  
Suwon-si (KR)

(\*\*) Term: **15 Years**

(21) Appl. No.: **29/725,703**

(22) Filed: **Feb. 26, 2020**

(30) **Foreign Application Priority Data**

Sep. 5, 2019 (KR) ..... 30-2019-0042923

(51) **LOC (13) Cl.** ..... **14-03**

(52) **U.S. Cl.**  
USPC ..... **D14/239**

(58) **Field of Classification Search**  
USPC ..... D14/239; D25/138, 163, 158  
CPC ... H04N 5/64; H04N 5/00; H04N 7/18; G06F  
1/1637; G06F 1/13  
See application file for complete search history.

(56) **References Cited**

**U.S. PATENT DOCUMENTS**

- |                |         |           |       |           |
|----------------|---------|-----------|-------|-----------|
| D532,413 S *   | 11/2006 | Goldstein | ..... | D14/239   |
| D588,280 S *   | 3/2009  | Gleeson   | ..... | E04C 2/08 |
|                |         |           |       | D25/163   |
| D635,129 S *   | 3/2011  | Kim       | ..... | D14/239   |
| D652,412 S *   | 1/2012  | Lozano    | ..... | D14/239   |
| D664,129 S *   | 7/2012  | Mora      | ..... | D14/239   |
| D679,031 S *   | 3/2013  | Amend     | ..... | D25/138   |
| 8,402,715 B2 * | 3/2013  | Uhlig     | ..... | B32B 3/28 |
|                |         |           |       | 52/309.1  |
| D707,372 S *   | 6/2014  | Prins     | ..... | D25/163   |
| 9,802,241 B2 * | 10/2017 | Zielke    | ..... | E04C 2/08 |

- |                   |         |         |       |               |
|-------------------|---------|---------|-------|---------------|
| 10,427,834 B2 *   | 10/2019 | Melland | ..... | B65D 5/001    |
| 2009/0050878 A1 * | 2/2009  | Okada   | ..... | G09G 3/2003   |
|                   |         |         |       | 257/E51.001   |
| 2010/0085507 A1 * | 4/2010  | Cho     | ..... | G02F 1/133308 |
|                   |         |         |       | 349/187       |
| 2013/0033895 A1 * | 2/2013  | Brown   | ..... | G02F 1/1336   |
|                   |         |         |       | 703/1         |

(Continued)

*Primary Examiner* — Doris Clark

(74) *Attorney, Agent, or Firm* — McAndrews Held & Malloy, Ltd.

(57) **CLAIM**


The ornamental design for a decorative panel, as shown and described.

**DESCRIPTION**

FIG. 1 is a front perspective view of a decorative panel showing our new design;  
 FIG. 2 is a front elevation view thereof;  
 FIG. 3 is a rear elevation view thereof;  
 FIG. 4 is a left side elevation view thereof;  
 FIG. 5 is a right side elevation view thereof;  
 FIG. 6 is a top plan view thereof;  
 FIG. 7 is a bottom plan view thereof;  
 FIG. 8 is an enlarged view of the portion 8 delineated in FIG. 1;  
 FIG. 9 is an enlarged view of the portion 9 delineated in FIG. 2;  
 FIG. 10 is an enlarged view of the portion 10 delineated in FIG. 4; and,  
 FIG. 11 is an enlarged view of the portion 11 delineated in FIG. 6.

The evenly dashed broken lines in the drawings illustrate portions of the decorative panel that form no part of the claimed design. The dot-dash broken lines in the drawings delineate portions of the design that are illustrated in enlargements and form no part of the claimed design.

**1 Claim, 11 Drawing Sheets**



(56)

**References Cited**

U.S. PATENT DOCUMENTS

2016/0065803 A1\* 3/2016 Williams ..... H04N 5/645  
40/780  
2021/0144331 A1\* 5/2021 Lee ..... H05K 5/03

\* cited by examiner

FIG. 1

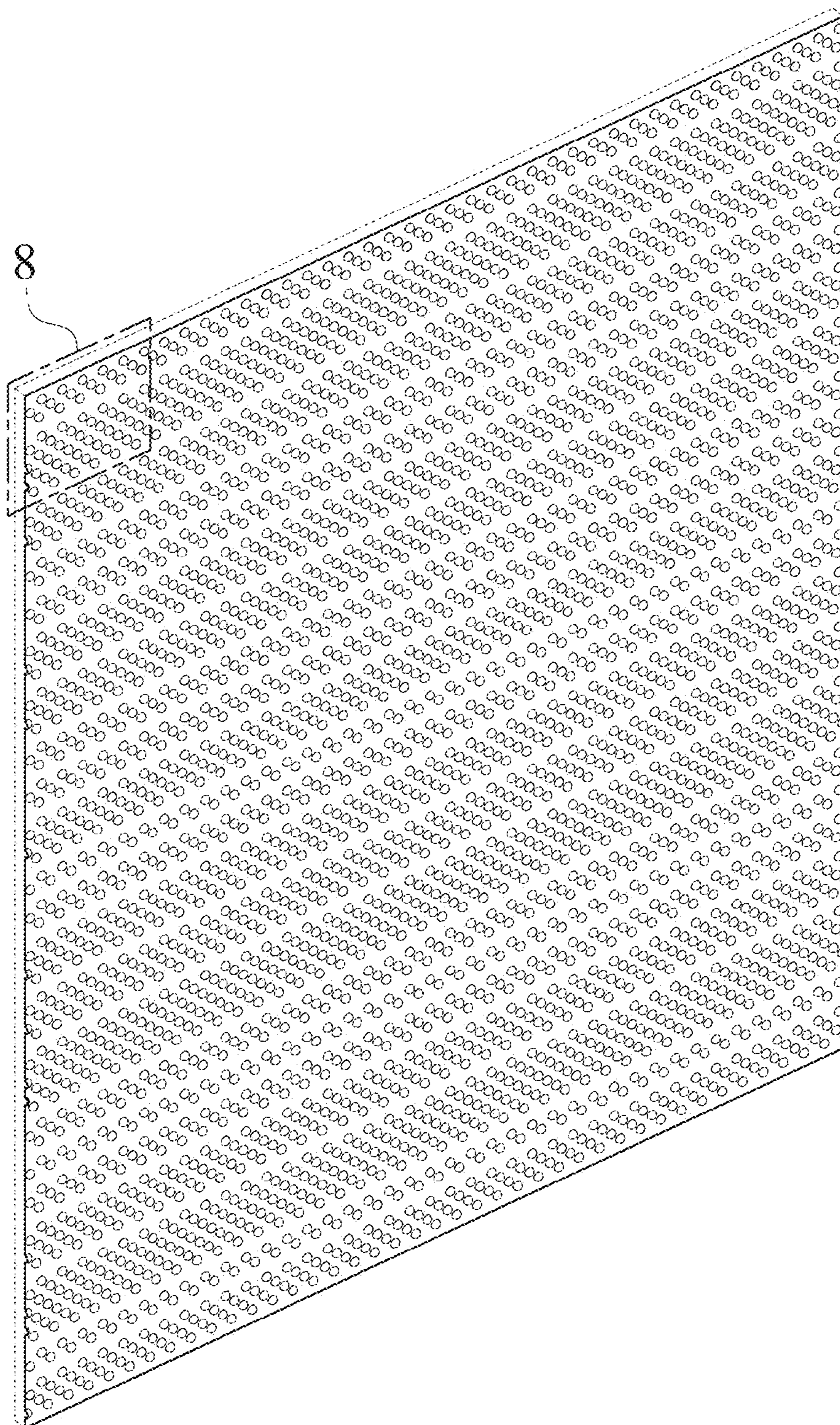


FIG. 2




FIG. 3



FIG. 4




FIG. 5



FIG. 6






FIG. 7

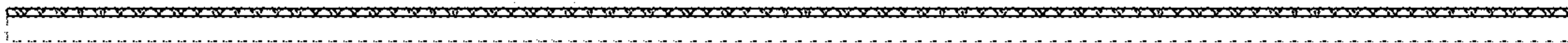


FIG. 8

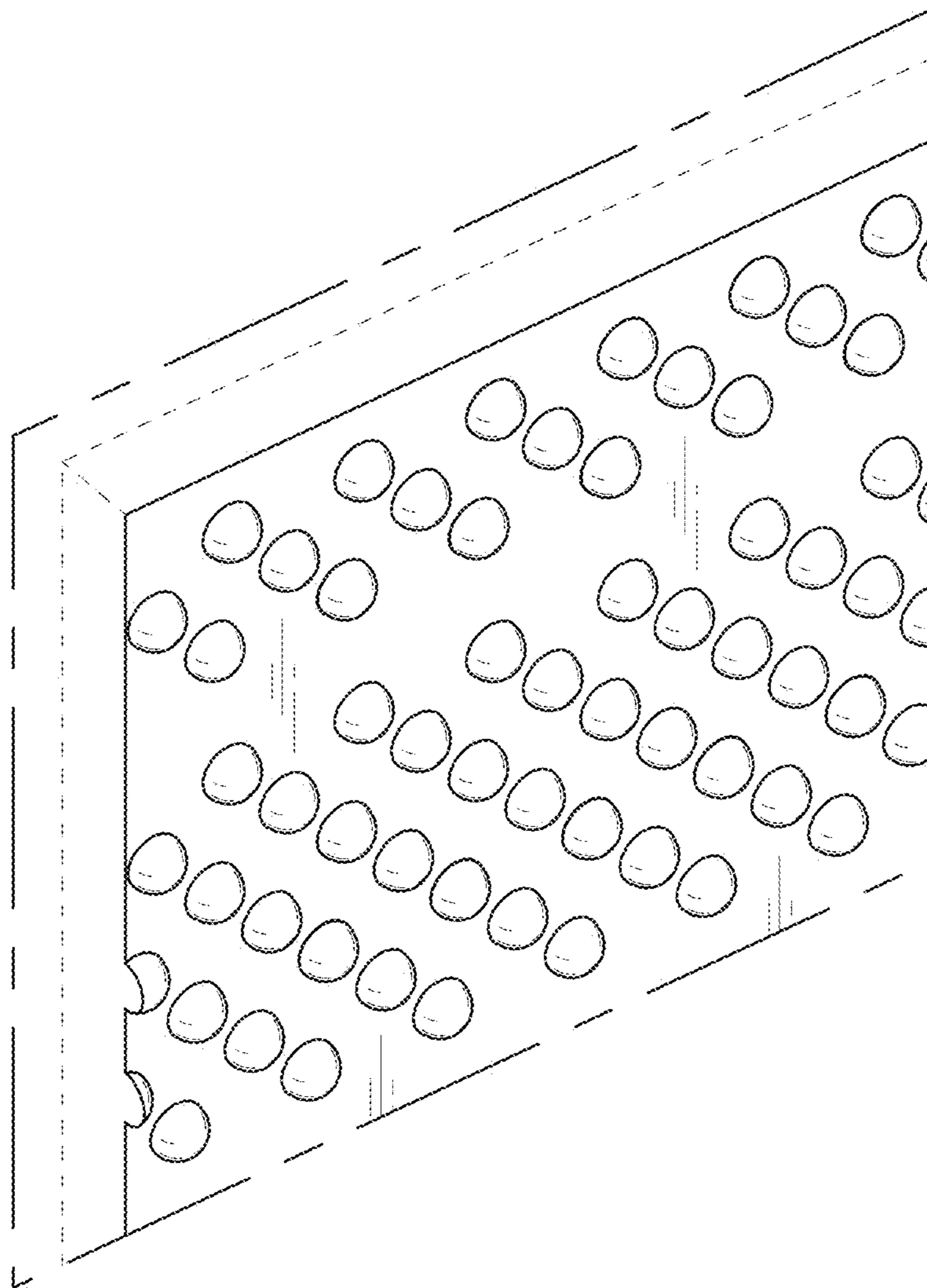


FIG. 9

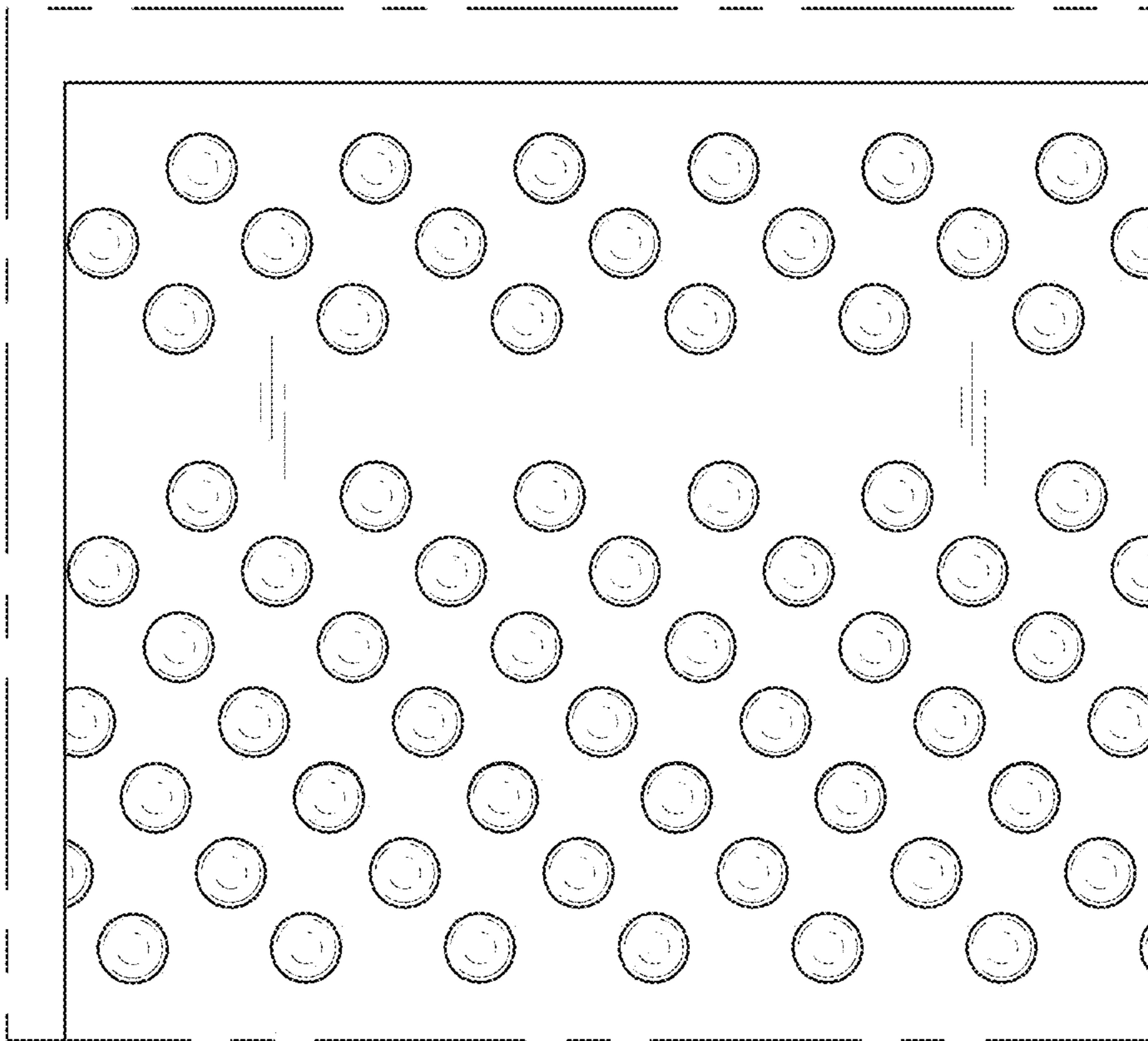


FIG. 10

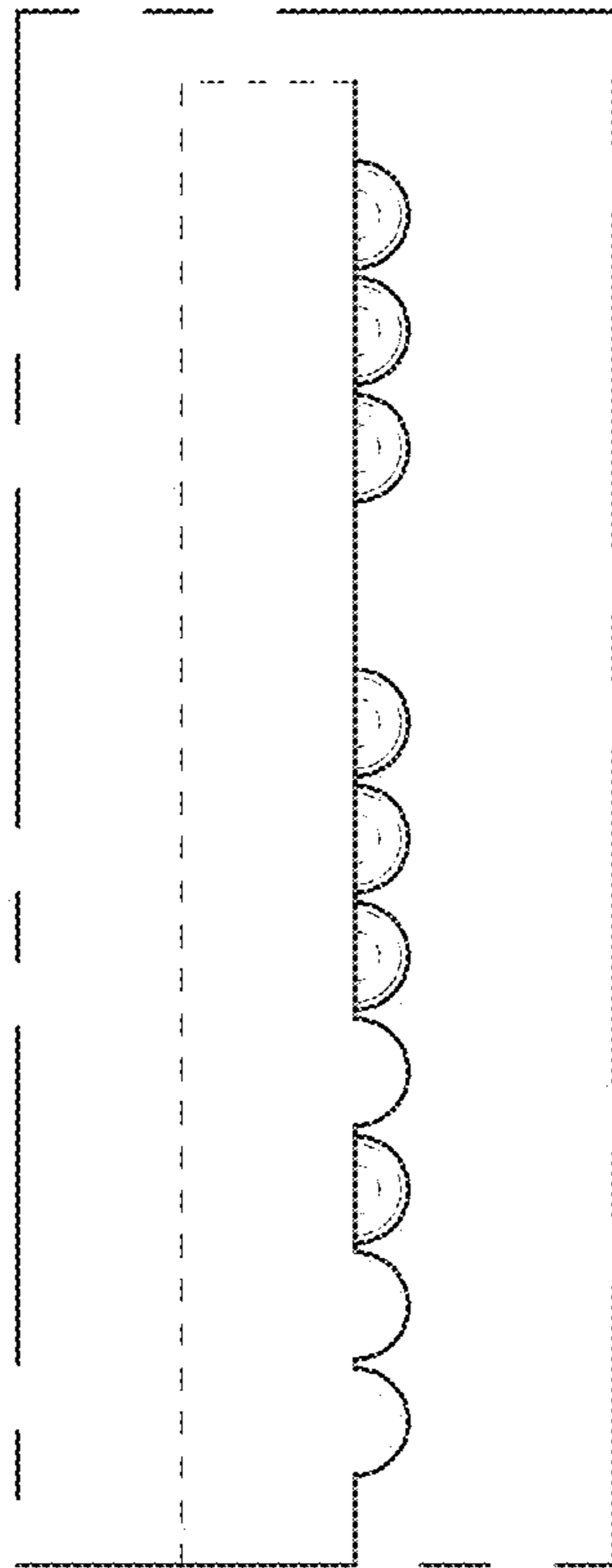


FIG. 11

