



US00D960855S

(12) **United States Design Patent**  
**Ji et al.**

(10) **Patent No.:** **US D960,855 S**  
(45) **Date of Patent:** **\*\* Aug. 16, 2022**

(54) **MOBILE PHONE**

FOREIGN PATENT DOCUMENTS

(71) Applicant: **LG ELECTRONICS INC.**, Seoul (KR)

CN 303439404 \* 11/2015

(72) Inventors: **Seunghyun Ji**, Seoul (KR); **Hongkyu Park**, Seoul (KR)

OTHER PUBLICATIONS

(73) Assignee: **LG ELECTRONICS INC.**, Seoul (KR)

LG's new patent suggests a foldable smartphone, [www.gizmochina.com](http://www.gizmochina.com), Jul. 9, 2018. <https://www.gizmochina.com/2018/07/06/lgs-foldable-smartphone-hinge-patent/> (Year: 2018).\*

(Continued)

(\*\*) Term: **15 Years**

*Primary Examiner* — Llorelys Martinez

*Assistant Examiner* — Kwabena A. Ankobiah

(21) Appl. No.: **29/746,043**

(74) *Attorney, Agent, or Firm* — Birch, Stewart, Kolasch & Birch, LLP

(22) Filed: **Aug. 11, 2020**

(57) **CLAIM**

(30) **Foreign Application Priority Data**

The ornamental design for a mobile phone, as shown and described.

Mar. 4, 2020 (KR) ..... 30-2020-0009845

**DESCRIPTION**

(51) **LOC (13) Cl.** ..... **14-03**

(52) **U.S. Cl.**  
USPC ..... **D14/138 AD**

(58) **Field of Classification Search**  
USPC ..... D14/336, 341, 348, 374, 426, 439, 496, D14/138 R, 138 AA, 138 AB, 138 AC, D14/138 AD, 138 C, 138 G, 203.3, 203.1, D14/203.4, 203.7, 248, 388, 389, 345; D10/50; D13/130  
CPC ..... G06F 3/041; G06F 3/0412; G06F 3/0488; G06F 3/04883; G06F 1/1613; G06F 1/1626; G06F 1/1692; G06F 2200/1633; A63H 33/3016; H04M 1/0283; H04M 1/0279

See application file for complete search history.

FIG. 1 is a front perspective view of the mobile phone showing our new design;  
FIG. 2 is a front view thereof;  
FIG. 3 is a rear view thereof;  
FIG. 4 is a left side view thereof;  
FIG. 5 is a right side view thereof;  
FIG. 6 is a top plan view thereof;  
FIG. 7 is a bottom plan view thereof;  
FIG. 8 is another front perspective view thereof, showing the mobile phone in FIG. 1 in an expanded state;  
FIG. 9 is a front view of FIG. 8;  
FIG. 10 is a rear view of FIG. 8;  
FIG. 11 is a left side view of FIG. 8;  
FIG. 12 is a right side view of FIG. 8;  
FIG. 13 is a top plan view of FIG. 8; and  
FIG. 14 is a bottom plan view of FIG. 8.

The broken lines depict portions of the Mobile phone that form no part of the claimed design. The dash-dot broken lines in FIGS. 1, 2, 7-9 and 14 define the bounds of the claimed design and form no part thereof.

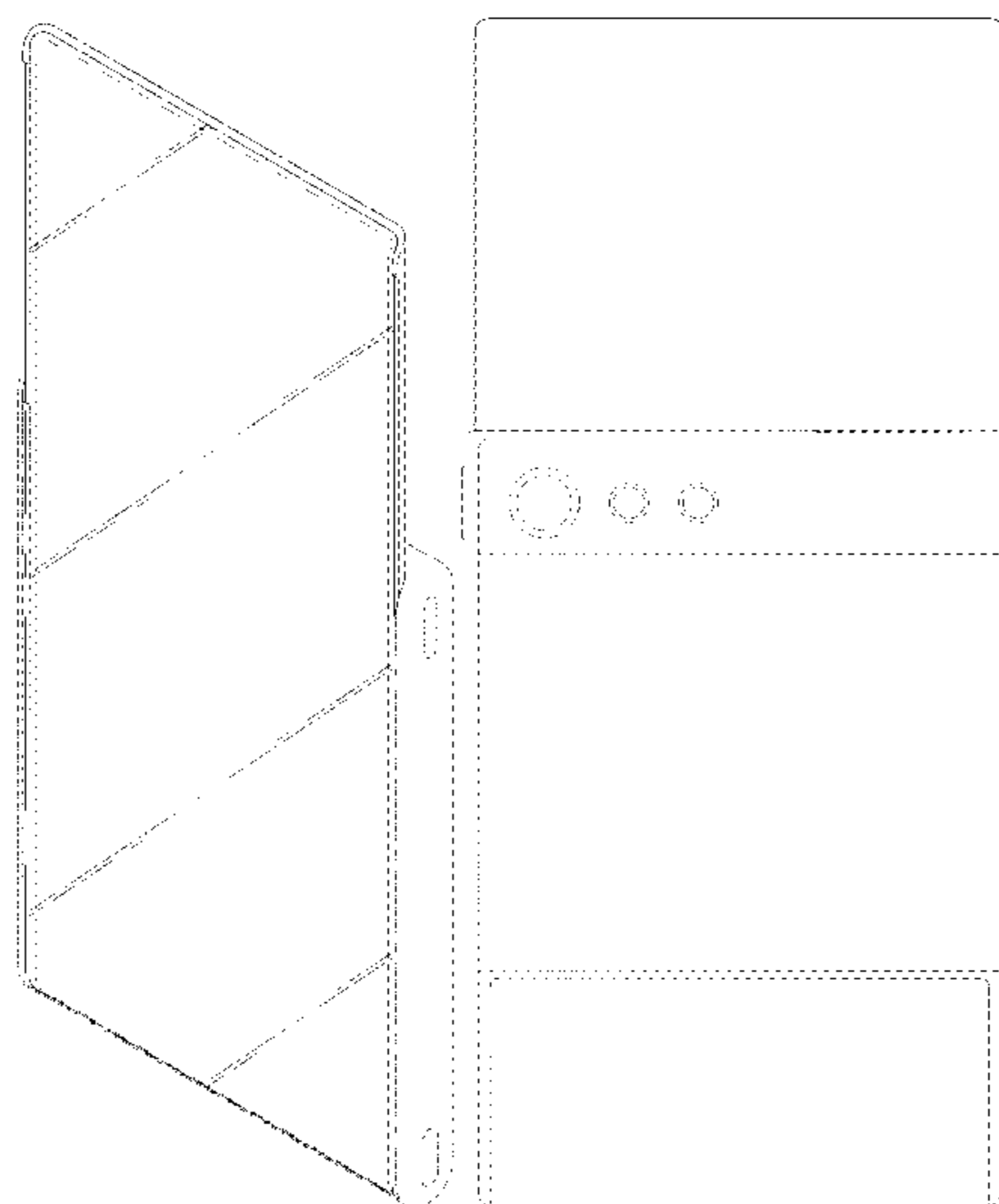
(56) **References Cited**

U.S. PATENT DOCUMENTS

D777,713 S \* 1/2017 Choo ..... D14/248  
D778,863 S \* 2/2017 Lee ..... D14/138 G

(Continued)

**1 Claim, 14 Drawing Sheets**



(56)

**References Cited**

U.S. PATENT DOCUMENTS

D804,472 S \* 12/2017 Seo ..... D14/341  
D827,604 S \* 9/2018 Seo ..... D14/138 AD  
D901,488 S \* 11/2020 Seo ..... D14/341  
D921,600 S \* 6/2021 Cho ..... D14/138 G

OTHER PUBLICATIONS

Samsung is working on a rollable phone display, [www.bgr.com](http://www.bgr.com), Jun. 11, 2019. <https://bgr.com/tech/new-samsung-phone-design-patent-rollable/> (Year: 2019).\*

Samsung patents a smartphone, [www.fonearena.com](http://www.fonearena.com), Jun. 14, 2019. <https://www.fonearena.com/blog/284764/samsung-rollable-display-smartphone-expandable-display-area.html> (Year: 2019).\*

\* cited by examiner

FIG. 1

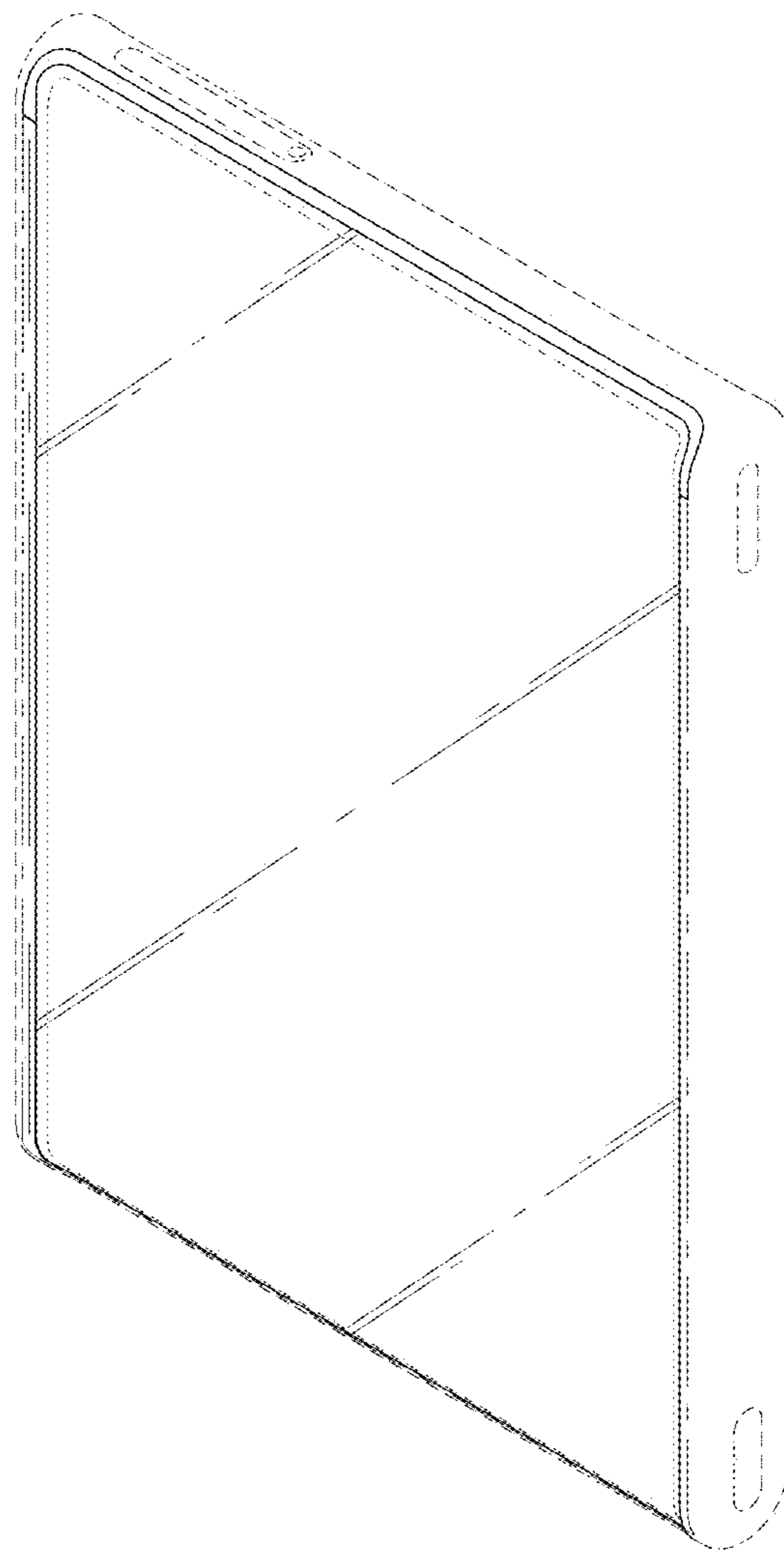


FIG. 2




FIG. 3




FIG. 4




FIG. 5



FIG. 6

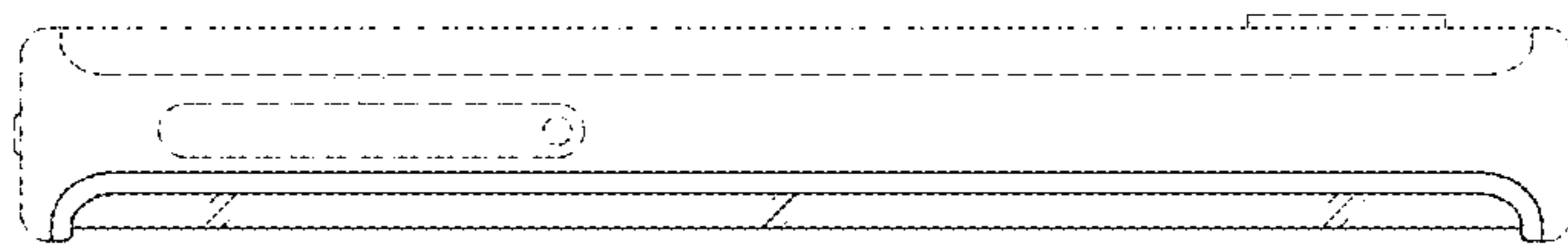




FIG. 7

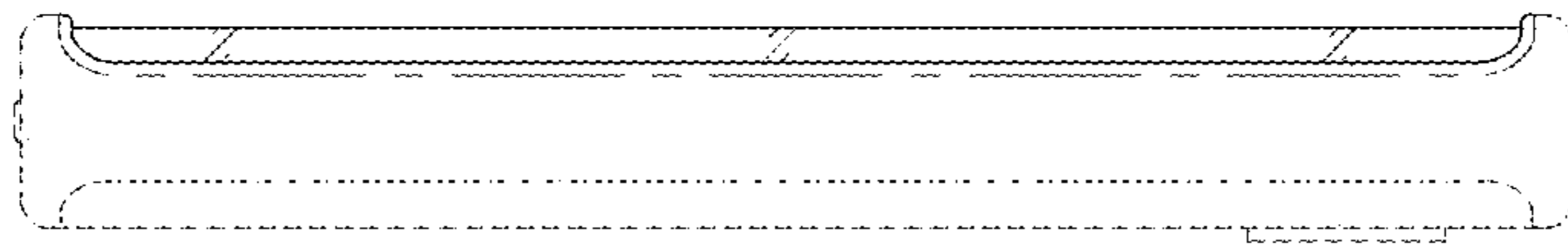


FIG. 8

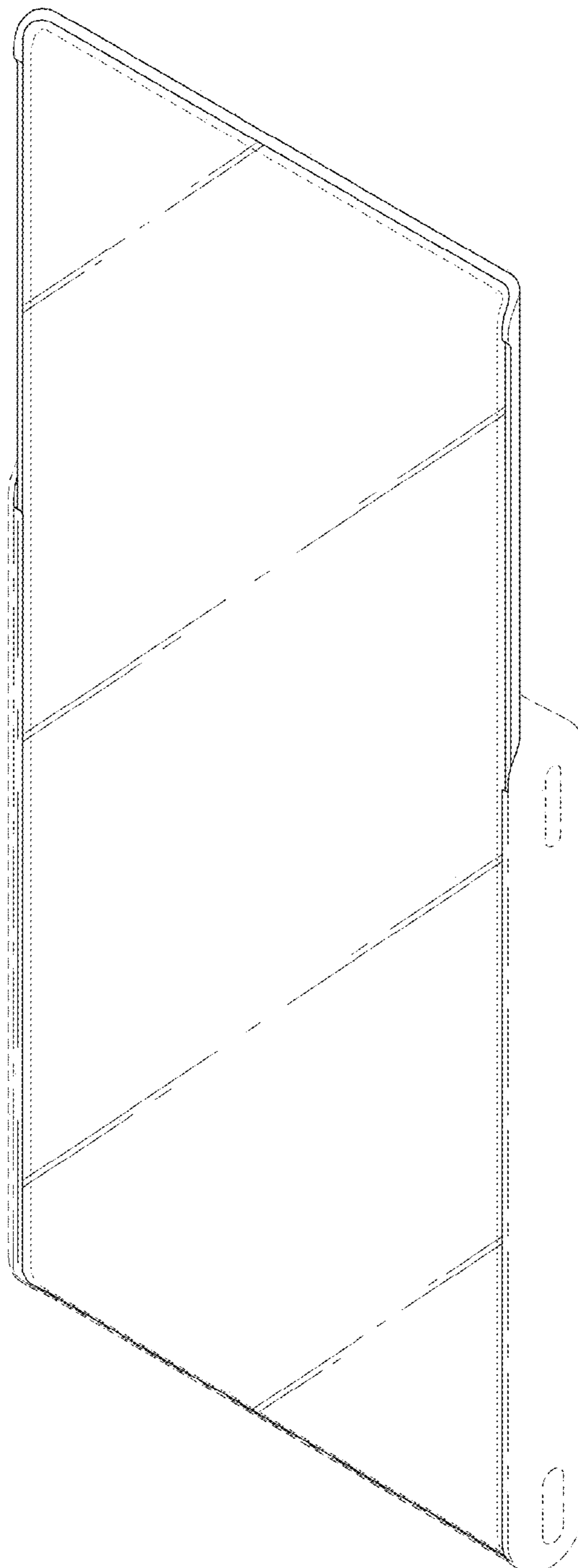


FIG. 9




FIG. 10




FIG. 11




FIG. 12



FIG. 13

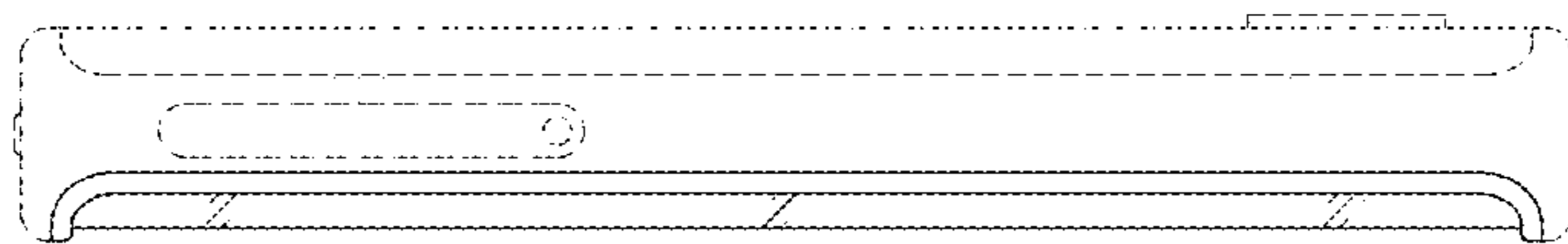


FIG. 14

