

US00D960834S

(12) **United States Design Patent**
Zhang et al.

(10) **Patent No.:** **US D960,834 S**
(45) **Date of Patent:** **** Aug. 16, 2022**

(54) **AIR COOLED MOTOR**

(71) Applicant: **Magelec Propulsion Ltd.**, Shanghai (CN)

(72) Inventors: **Hao Zhang**, Shanghai (CN); **Xi Luo**, Shanghai (CN)

(**) Term: **15 Years**

(21) Appl. No.: **29/682,884**

(22) Filed: **Mar. 8, 2019**

(30) **Foreign Application Priority Data**

Sep. 14, 2018 (CN) 201830518206.2

(51) **LOC (13) Cl.** **13-02**

(52) **U.S. Cl.**
USPC **D13/112**

(58) **Field of Classification Search**

USPC D15/1-5, 148; D13/112-114, 122, 184
CPC B60L 9/00; B60L 9/02; B60L 9/16; B60L 9/32; B60L 9/005; B60L 1/00; B60L 58/12; H02K 1/82; H02K 26/00; H02K 5/22; H02K 5/18; H02K 11/00; H02K 15/00; H02K 15/14; H02K 15/16; H02K 19/06; H02K 9/00; H02K 3/50; H02K 1/16; H02K 5/161

See application file for complete search history.

(56) **References Cited**

U.S. PATENT DOCUMENTS

D401,553 S *	11/1998	Pearce	D13/112
D401,687 S *	11/1998	Pearce	D23/411
D551,167 S *	9/2007	Kubota	D13/112
D611,410 S *	3/2010	Sturm	D13/112
D618,615 S *	6/2010	Basic	D13/114
7,812,500 B1 *	10/2010	Ham	H02K 16/02 310/266
D696,628 S *	12/2013	Hutchinson	D13/114
D707,629 S *	6/2014	Cocks	D13/122

D709,450 S *	7/2014	Tanabe	D13/112
D713,339 S *	9/2014	Hutchinson	D13/114
D751,036 S *	3/2016	Svensson	D13/112

(Continued)

OTHER PUBLICATIONS

Dana TM4, IPM 200 Series, (site visited Oct. 26, 2021), Dana TM4 website, URL:<<https://www.danatm4.com/products/electric-motors/ipm-200/>> (Year: 2021).*

(Continued)

Primary Examiner — Calvin E Vansant

Assistant Examiner — Mark T. Philipps

(74) *Attorney, Agent, or Firm* — Cahn & Samuels, LLP

(57) **CLAIM**

The ornamental design for an air cooled motor, as shown and described.

DESCRIPTION

FIG. 1 is a back view of the air cooled motor according to the invention.

FIG. 2 is a bottom view of the air cooled motor according to the invention.

FIG. 3 is a front view of the air cooled motor according to the invention.

FIG. 4 is a left side view of the air cooled motor according to the invention.

FIG. 5 is a perspective view of the air cooled motor according to the invention.

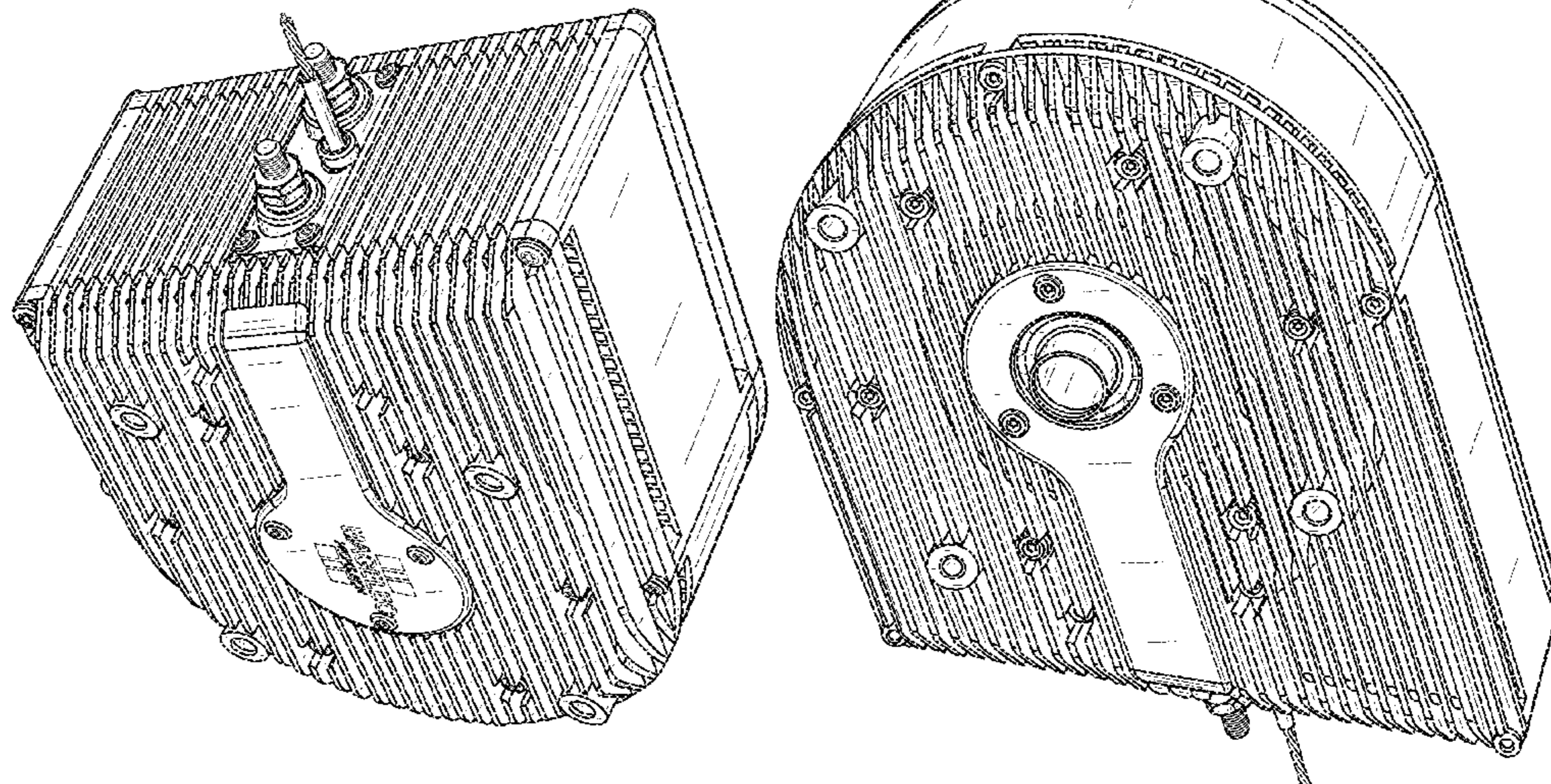
FIG. 6 is a second perspective view of the air cooled motor according to the invention.

FIG. 7 is a right side view of the air cooled motor according to the invention; and,

FIG. 8 is a top view of the air cooled motor according to the invention.

The broken lines in the drawings depict portions of the air cooled motor and form no part of the claimed design.

1 Claim, 8 Drawing Sheets



(56)

References Cited

U.S. PATENT DOCUMENTS

D753,591	S *	4/2016	Noda	D13/112
D786,794	S *	5/2017	McCormick	D13/112
D791,078	S *	7/2017	Sturm	D13/112
D813,164	S *	3/2018	Kaneko	D13/112
D820,785	S *	6/2018	Shinosaka	D13/122
D883,928	S *	5/2020	Lust	D13/112
D916,019	S *	4/2021	Harris	D13/112
D921,585	S *	6/2021	Pope	D13/112
D924,934	S *	7/2021	Zhao	D15/5
2005/0104470	A1 *	5/2005	Perkins	H02K 21/222 310/254.1
2019/0006925	A1 *	1/2019	Noble	H02K 21/24
2020/0059139	A1 *	2/2020	Li	H02K 15/0006

OTHER PUBLICATIONS

E-mobility Engineering, "Axial Flux Motors", (site visited Oct. 26, 2021), [emobility-engineering.com](https://www.emobility-engineering.com) website, URL:<<https://www.emobility-engineering.com/axial-flux-motors/>> (Year: 2021).*

* cited by examiner

FIG. 1

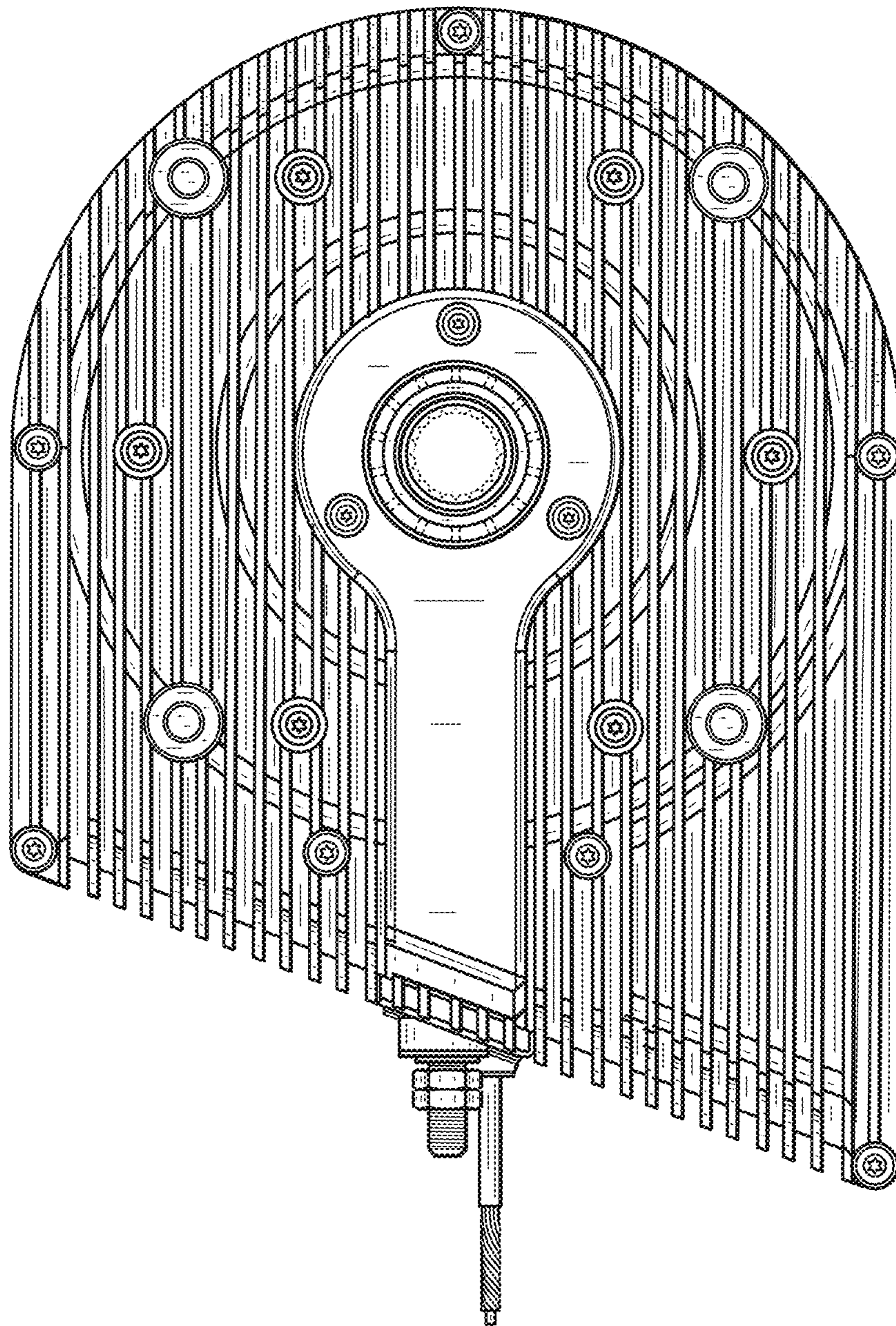


FIG. 2

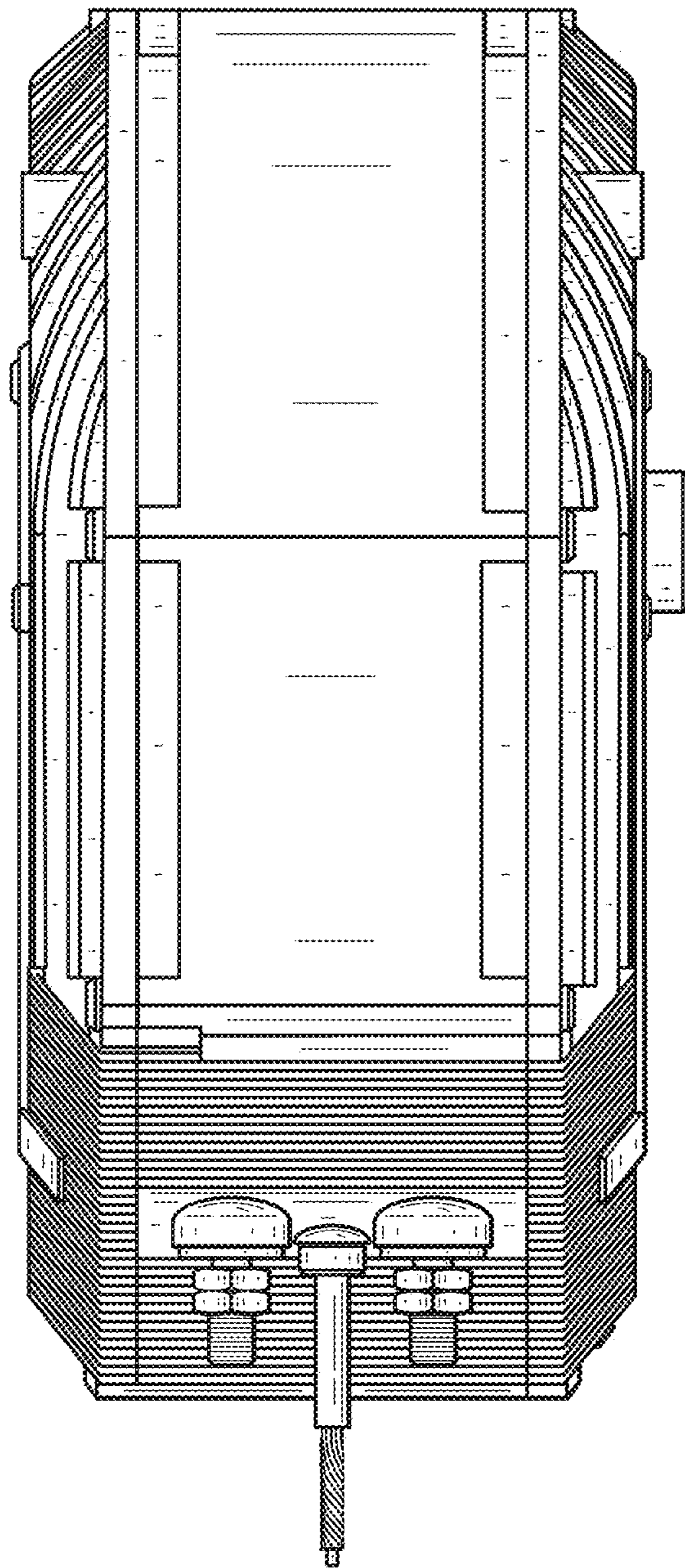


FIG. 3

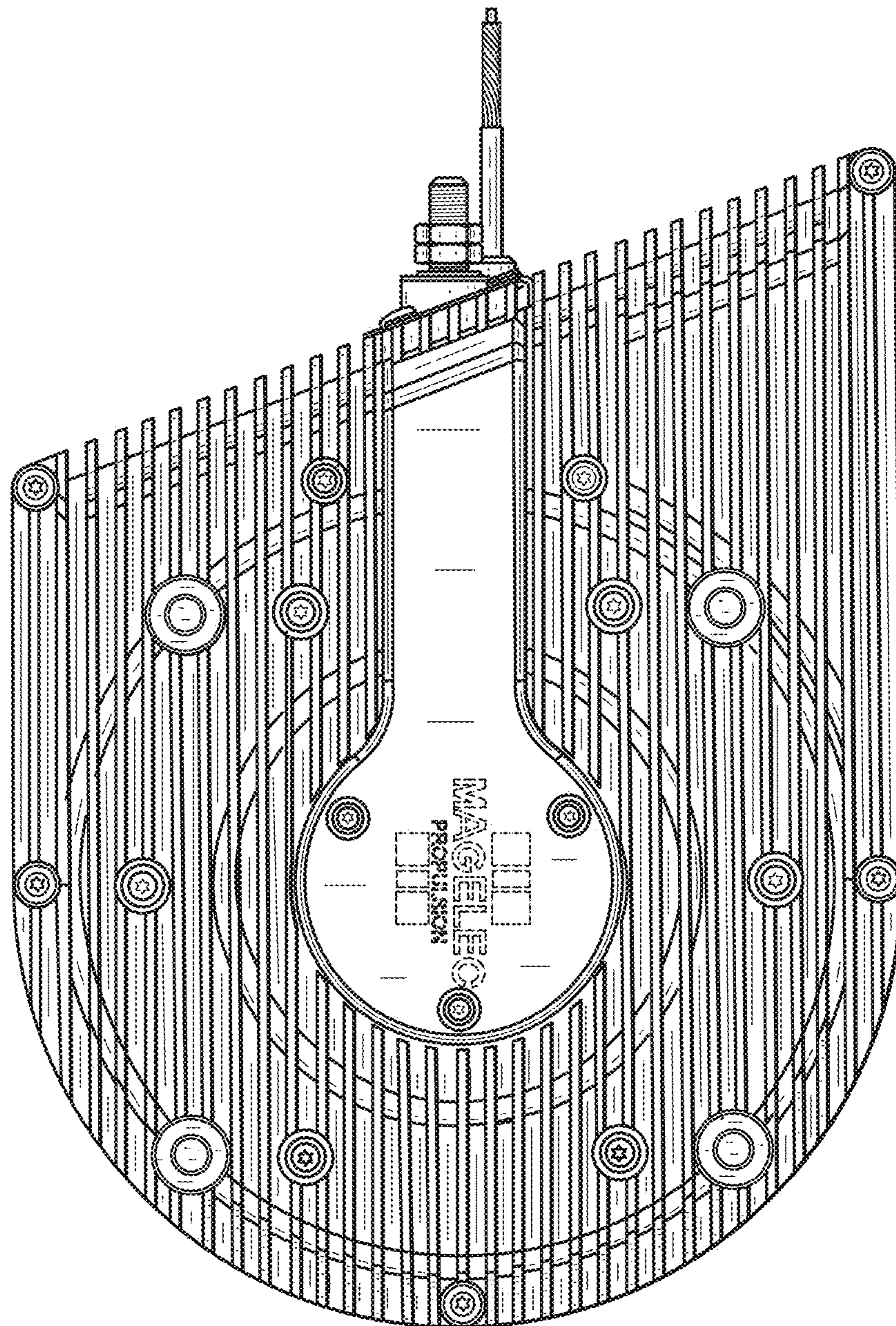


FIG. 4

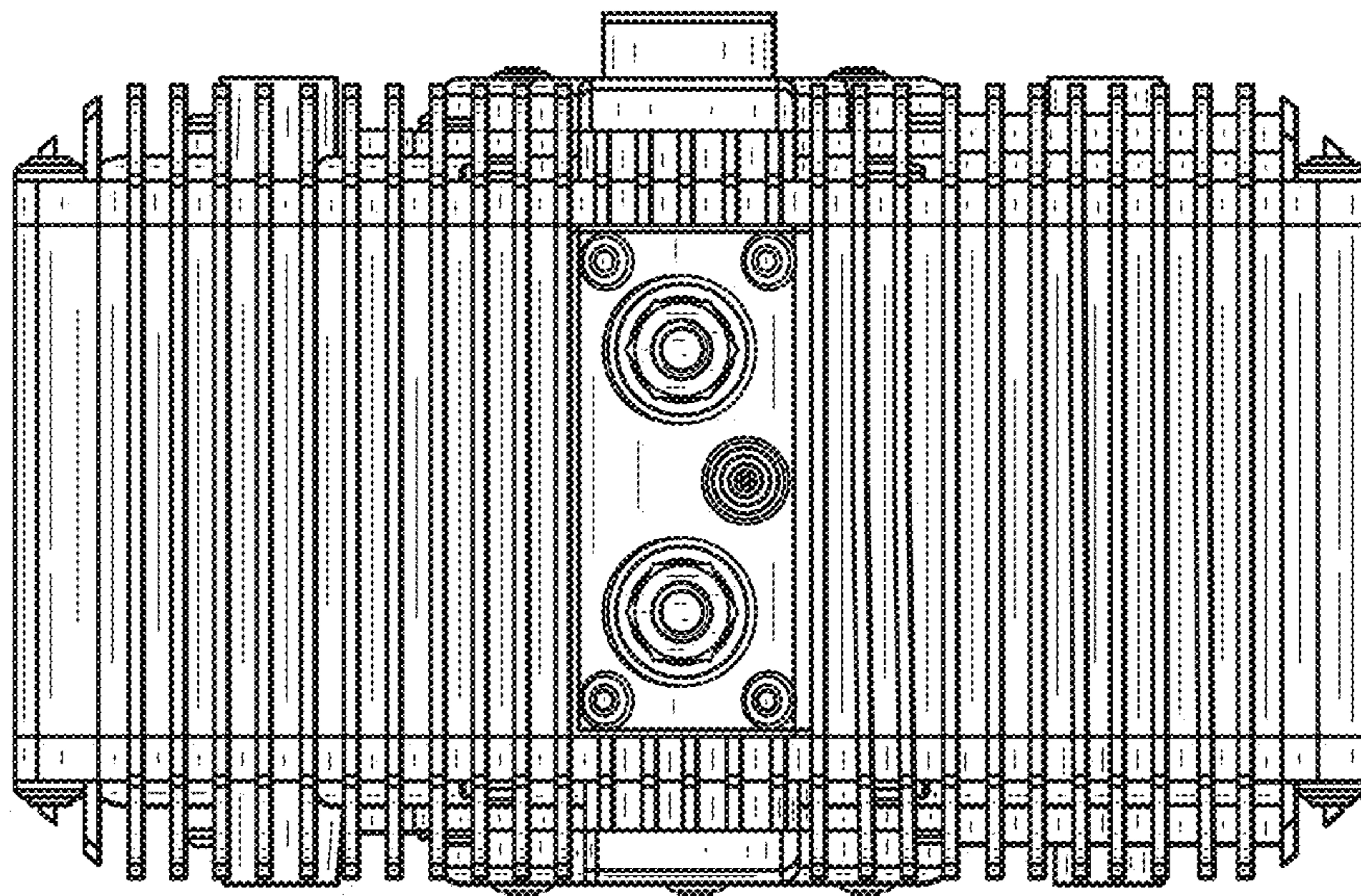


FIG. 5

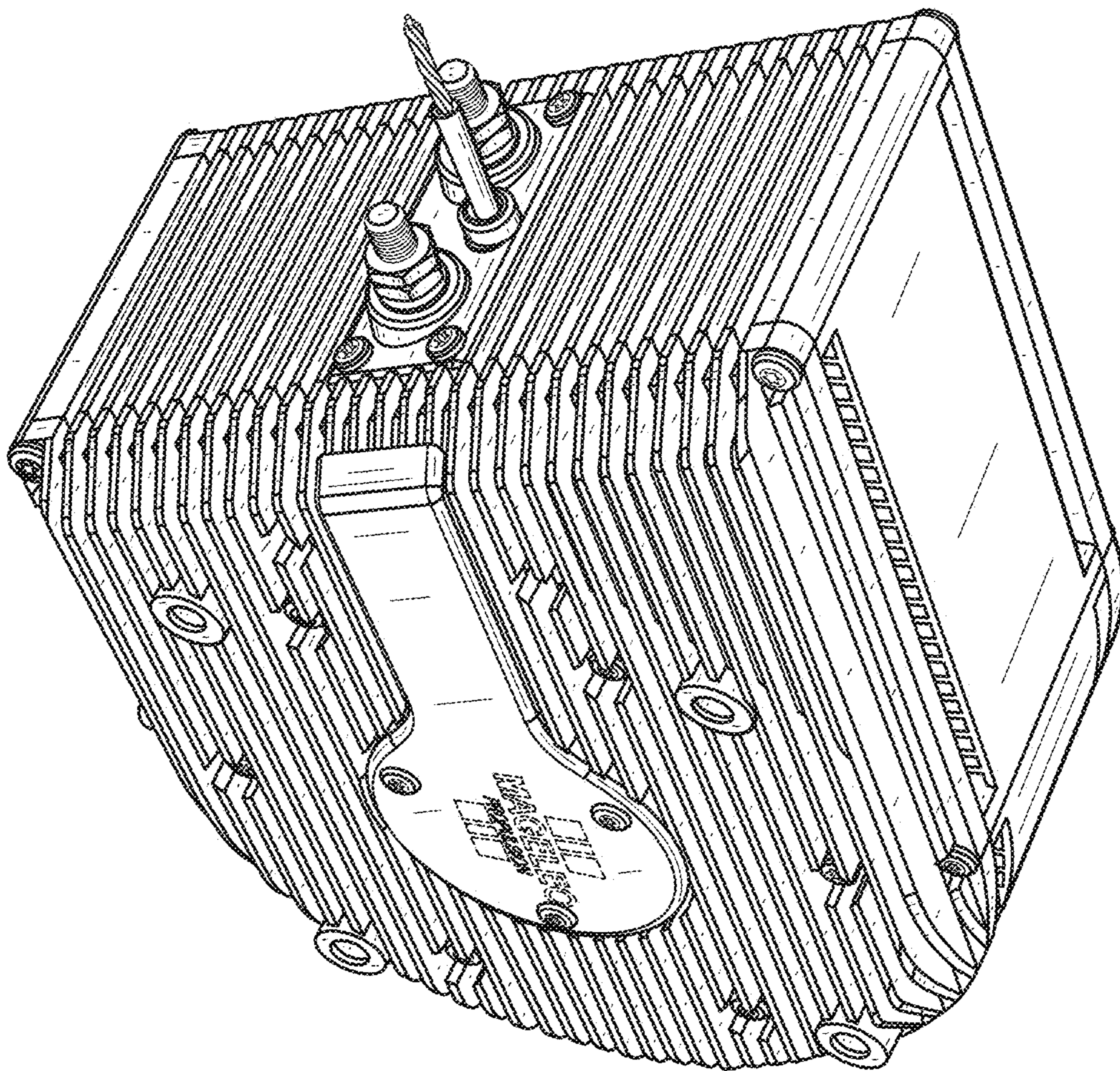


FIG. 6

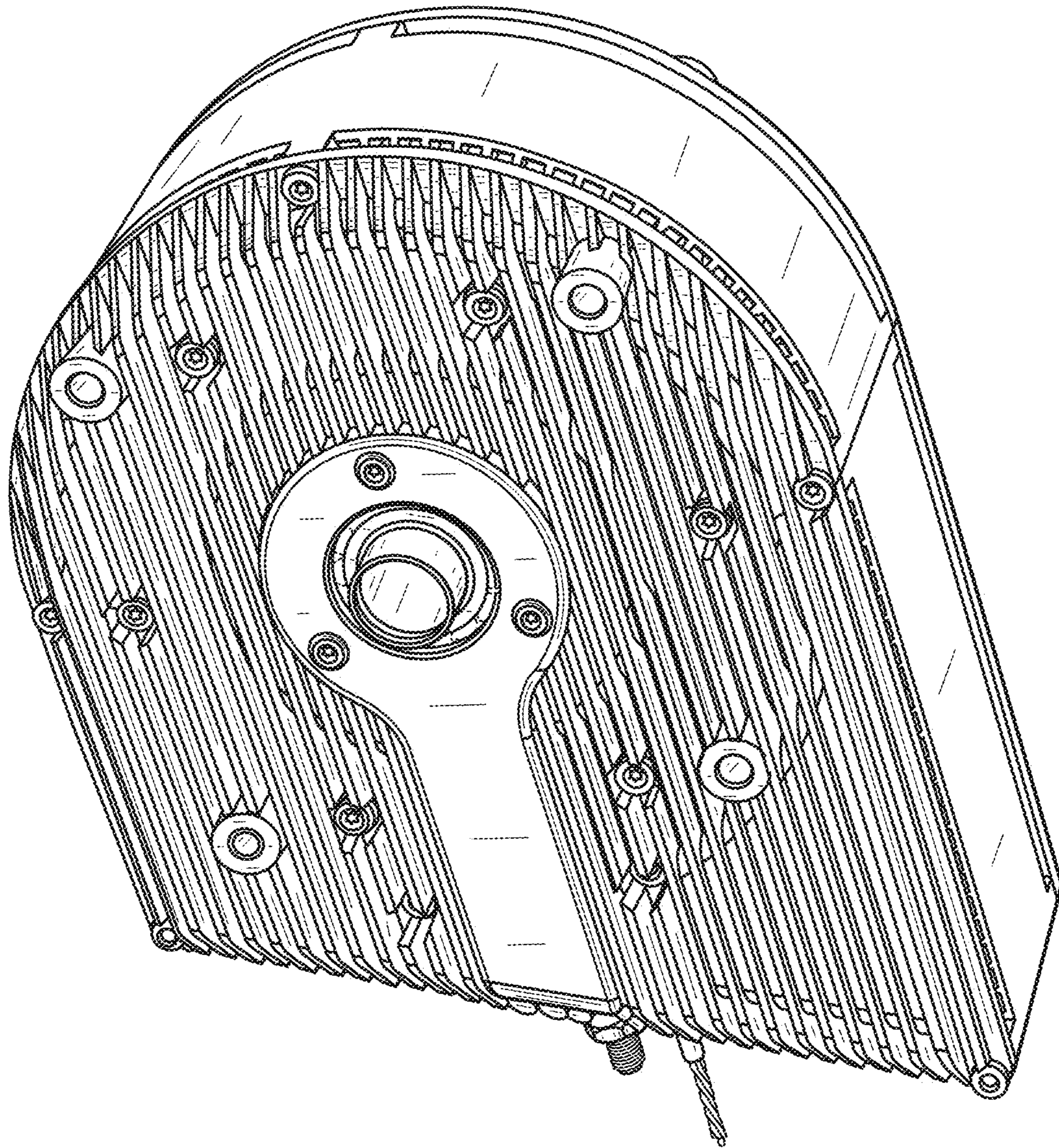


FIG. 7

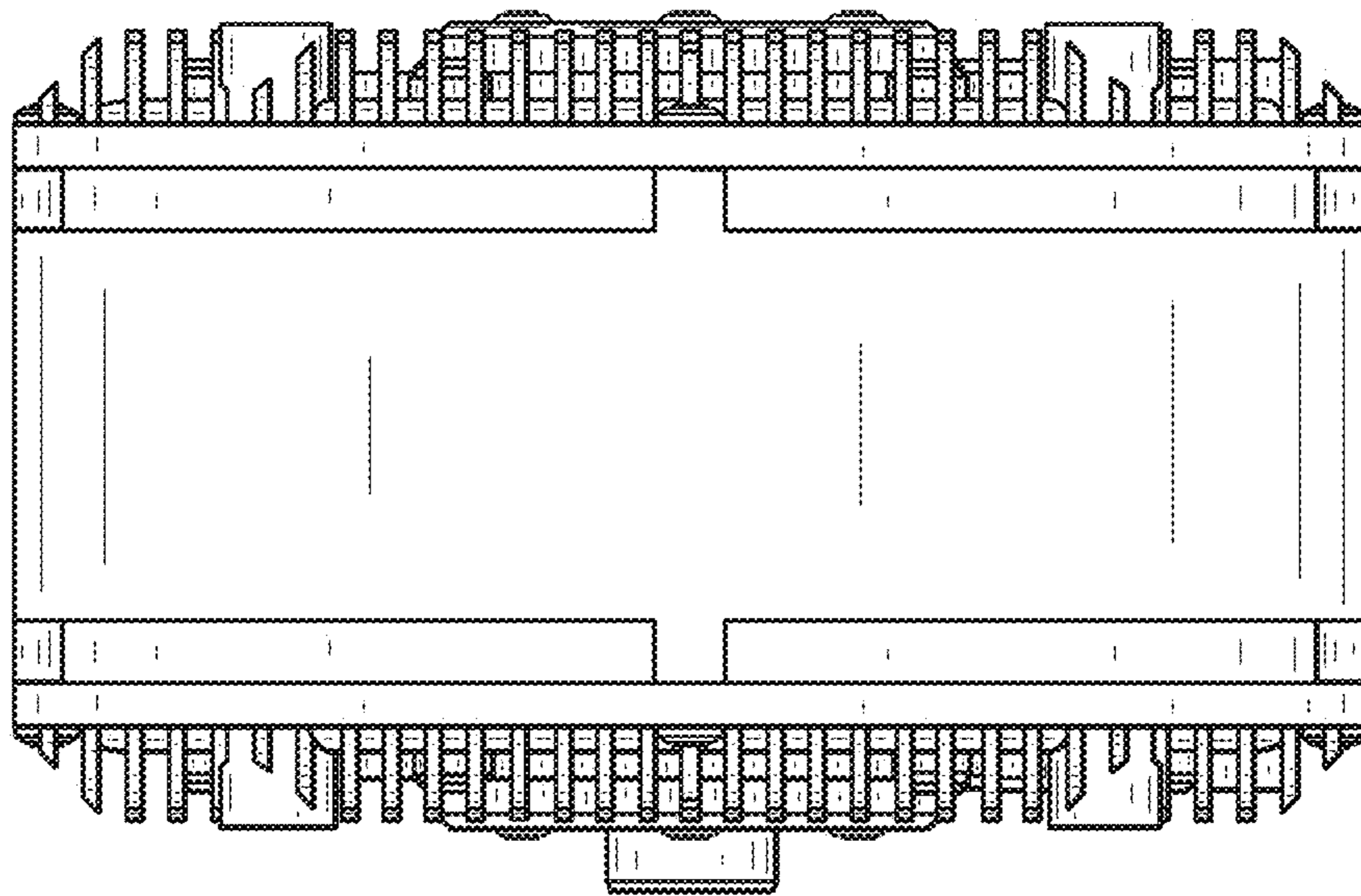


FIG. 8

