



US00D960832S

(12) **United States Design Patent**
Chang et al.

(10) **Patent No.:** **US D960,832 S**
(45) **Date of Patent:** **** Aug. 16, 2022**

(54) **POWER ADAPTER**

(71) Applicant: **SEA SONIC ELECTRONICS CO., LTD.**, Taipei (TW)
(72) Inventors: **Hsiu-Cheng Chang**, Taipei (TW);
Cheng-Yung Lo, Taipei (TW)
(73) Assignee: **SEA SONIC ELECTRONICS CO., LTD.**, Taipei (TW)
(**) Term: **15 Years**

(21) Appl. No.: **29/735,335**
(22) Filed: **May 20, 2020**
(51) **LOC (13) Cl.** **13-02**
(52) **U.S. Cl.**
USPC **D13/110; D13/123**
(58) **Field of Classification Search**
USPC D13/101, 103, 107, 108, 110, 112, 118,
D13/120, 123, 133, 137.1, 137.2, 138.2,
D13/144, 147, 154, 158-160, 162-162.1,
D13/173, 177, 178, 184, 199, 124;
D14/240, 256, 433
CPC G06F 1/26; G06F 1/263; H05B 33/0833;
H05B 33/00; H05K 5/00; H05K 5/0013;
B60T 7/20; F02N 11/12
See application file for complete search history.

(56) **References Cited**

U.S. PATENT DOCUMENTS

D326,450 S * 5/1992 Watanabe D12/191
D390,571 S * 2/1998 Smith D13/184
D406,101 S * 2/1999 Ahn D13/110
(Continued)

FOREIGN PATENT DOCUMENTS

CN 304722789 * 7/2018
CN 305877456 * 6/2020
(Continued)

OTHER PUBLICATIONS

Seasonic, Date: Mar. 5, 2020, [online], [site visited Sep. 15, 2021]. Available from internet, URL: <https://seasonic.com/connect> (Year: 2020).*

(Continued)

Primary Examiner — Shawn T Gingrich
Assistant Examiner — Bryan N. Melvin
(74) *Attorney, Agent, or Firm* — Muncy, Geissler, Olds & Lowe, P.C.

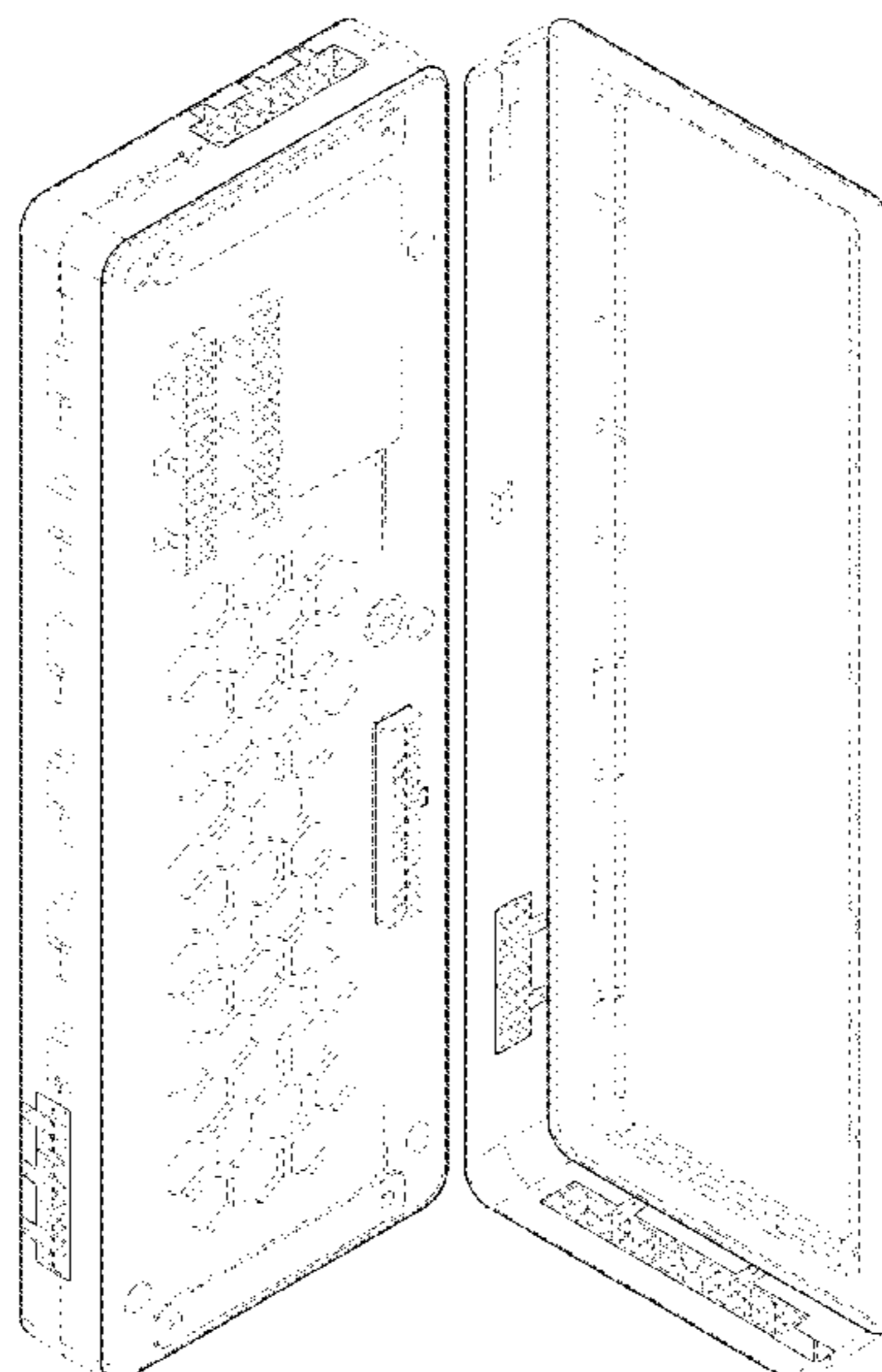
(57) **CLAIM**

The ornamental design for the power adapter, as shown and described.

DESCRIPTION

FIG. 1 is a perspective view of the power adapter showing our new design;
FIG. 2 is a front elevational view thereof;
FIG. 3 is a rear elevational view thereof;
FIG. 4 is a left side elevational view thereof;
FIG. 5 is a right side elevational view thereof;
FIG. 6 is a top plan view thereof;
FIG. 7 is a bottom plan view thereof;
FIG. 8 is another perspective view;
FIG. 9 is an enlarged partial view thereof taken from the top of FIG. 2;
FIG. 10 is an enlarged partial view thereof taken from the bottom of FIG. 2;
FIG. 11 is an enlarged partial view thereof taken from the top of FIG. 3; and,
FIG. 12 is an enlarged partial view thereof taken from the bottom of FIG. 3.
The Dash-Dash broken line in the drawings illustrate features of the power adapter that form no part of the claimed design. The Dash-Dot-Dash broken line edge of the enlarged view and forms no part of the claimed design.

1 Claim, 8 Drawing Sheets



(56)

References Cited

U.S. PATENT DOCUMENTS

7,151,356 B1 * 12/2006 Chen G06F 1/263
320/107
D601,961 S * 10/2009 Mahaffey D13/110
D764,408 S * 8/2016 Spiegel D13/110
D832,781 S * 11/2018 Nook D13/107
D845,229 S * 4/2019 Chen D13/103
D852,741 S * 7/2019 Trachtenberg D13/110
D919,572 S * 5/2021 Lei D13/110
D930,578 S * 9/2021 Zheng D13/107
2014/0367138 A1 * 12/2014 Godfrey G06F 1/26
174/69
2016/0359352 A1 * 12/2016 Chiu F02N 11/12

FOREIGN PATENT DOCUMENTS

CN 306128649 * 10/2020
CN 306128650 * 10/2020

OTHER PUBLICATIONS

Seasonic, Date: Jan. 22, 2021, [online], [site visited Sep. 15, 2021].
Available from internet, URL: <https://seasonic.com/syncro-psu> (Year: 2021).*

Corsair RMX Series, Date: Feb. 10, 2018, [online], [site visited Oct. 7, 2021]. Available from internet, URL: <https://www.amazon.com/CORSAIR-RM850x-Certified-Modular-Supply/dp/B079H5WVXN> (Year: 2018).*

* cited by examiner

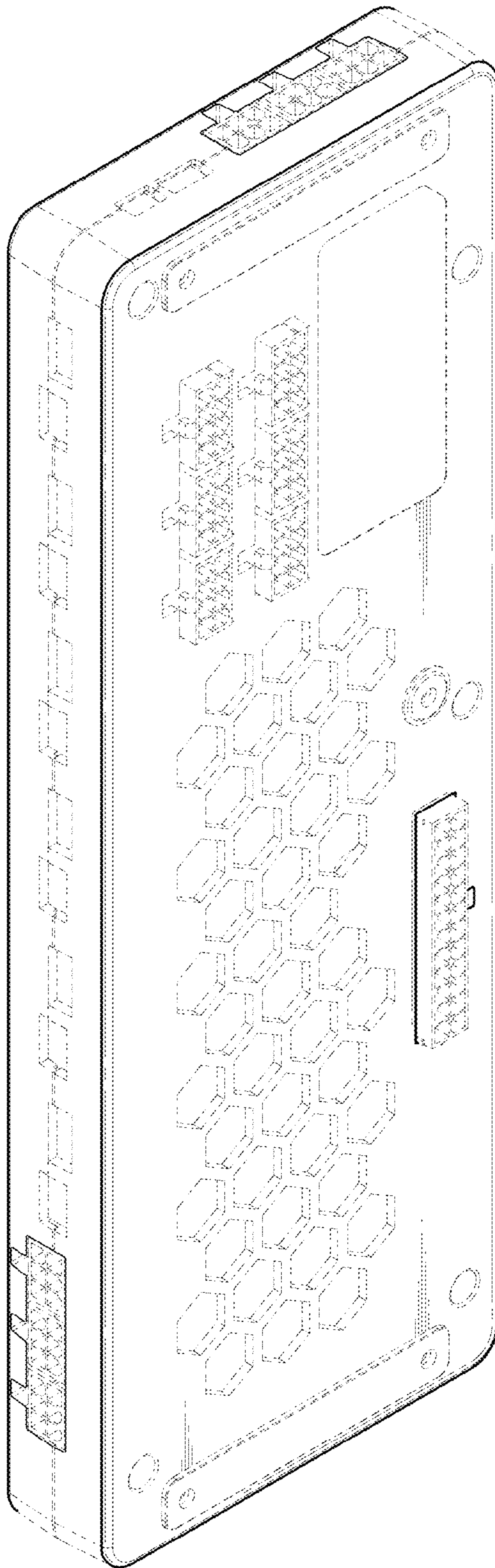


Fig. 1

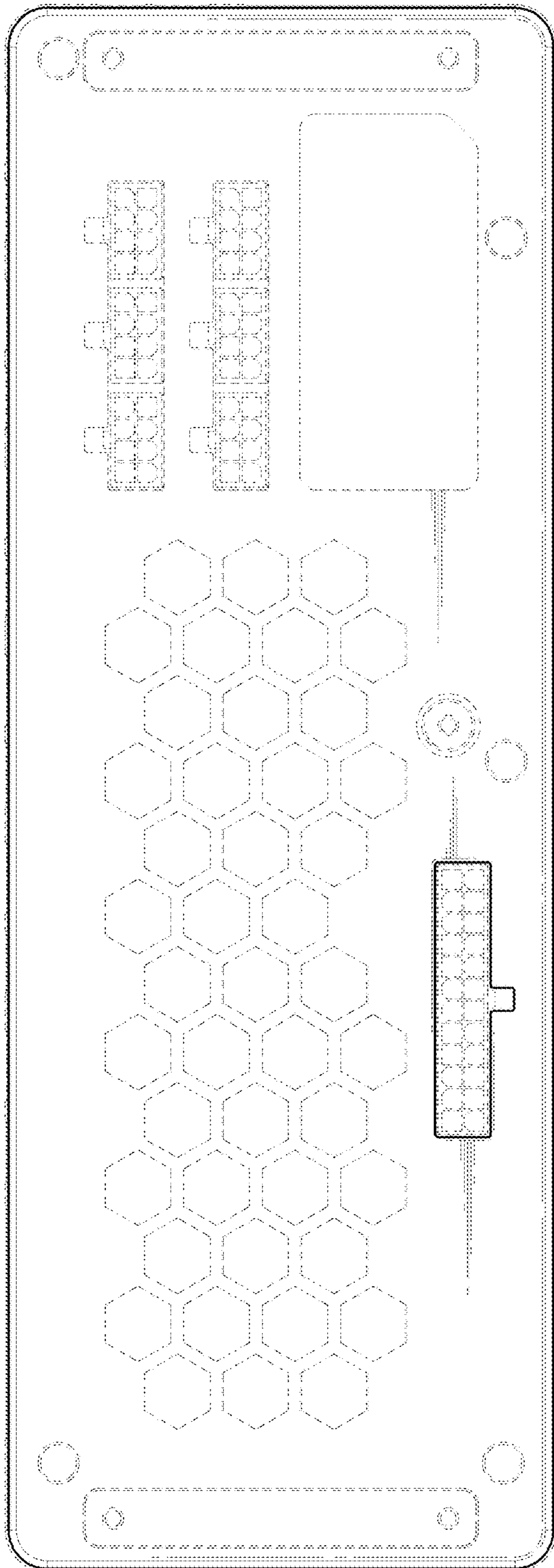


Fig. 2




Fig. 3

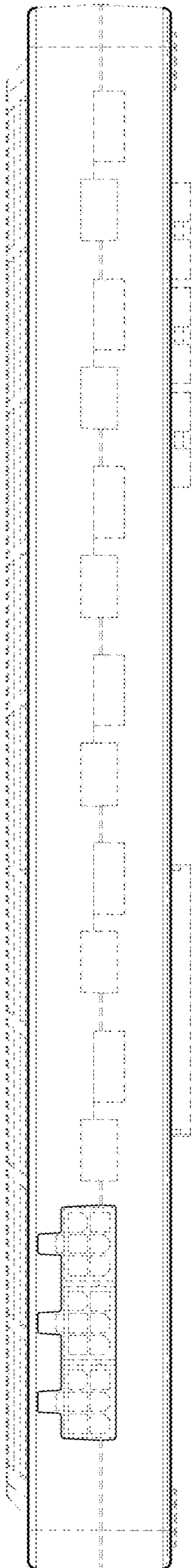


Fig. 4




Fig. 5

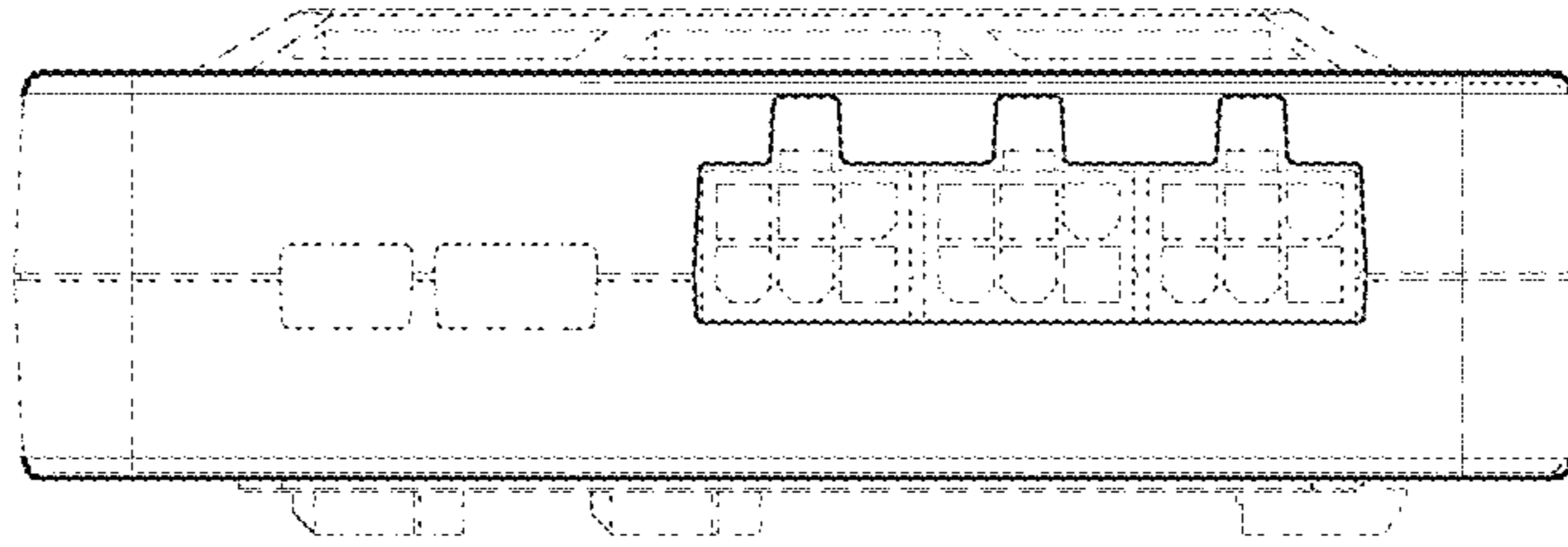


Fig. 6

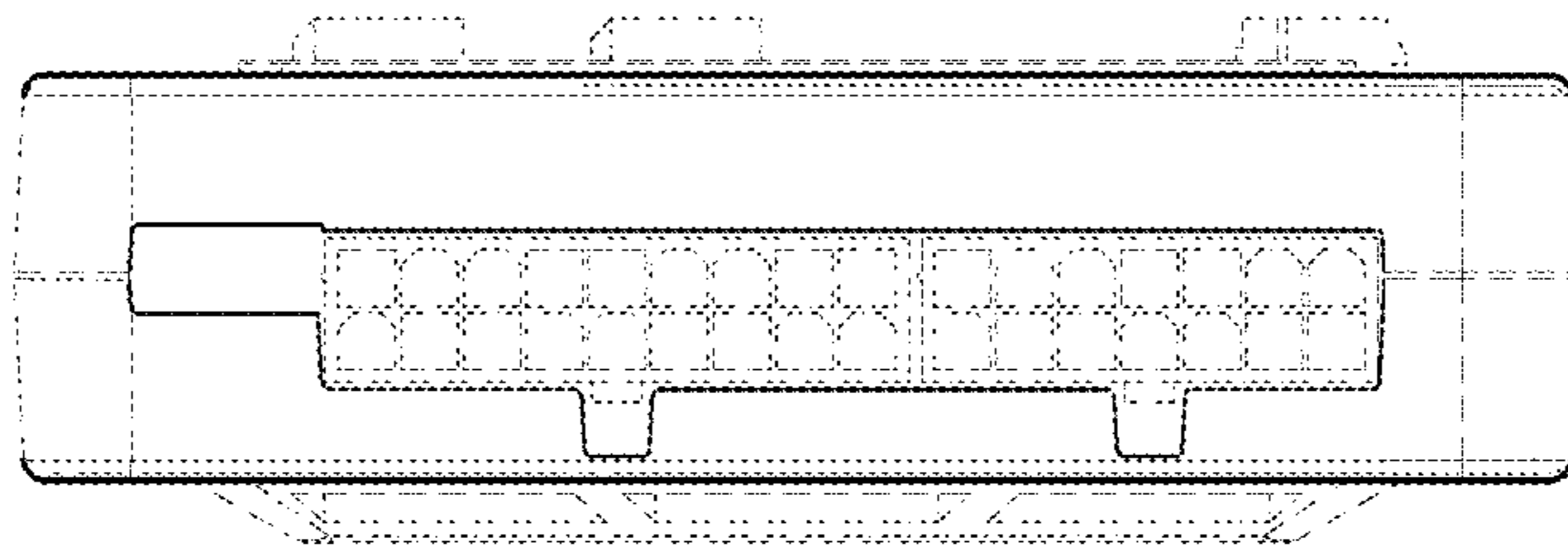


Fig. 7

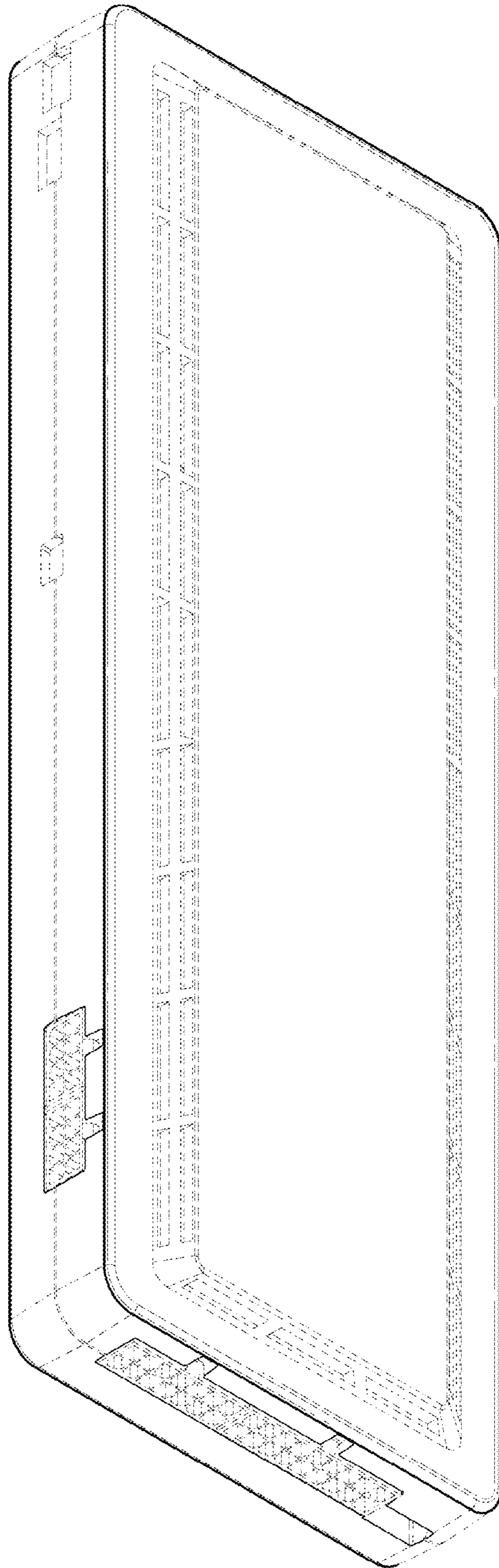


Fig. 8

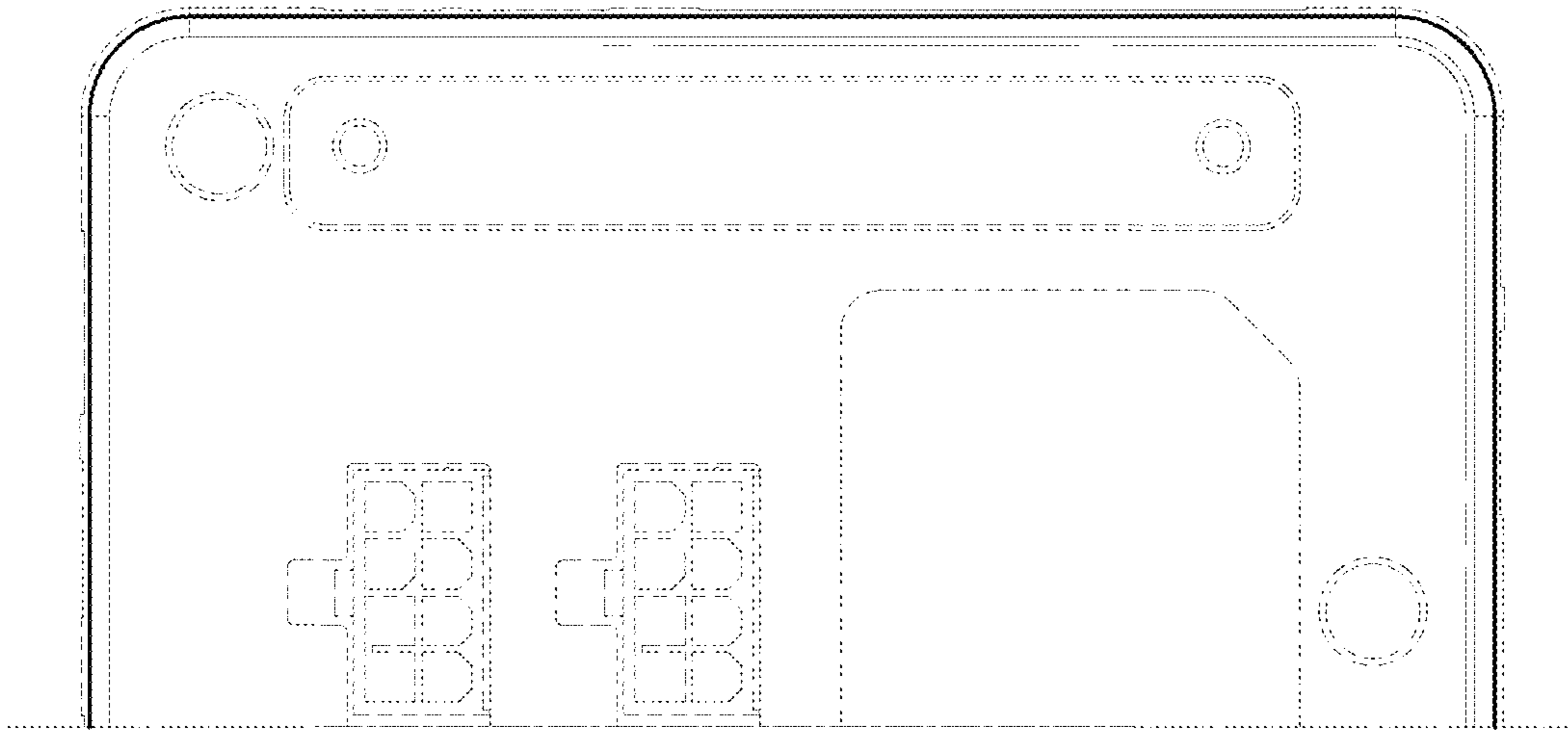


Fig. 9

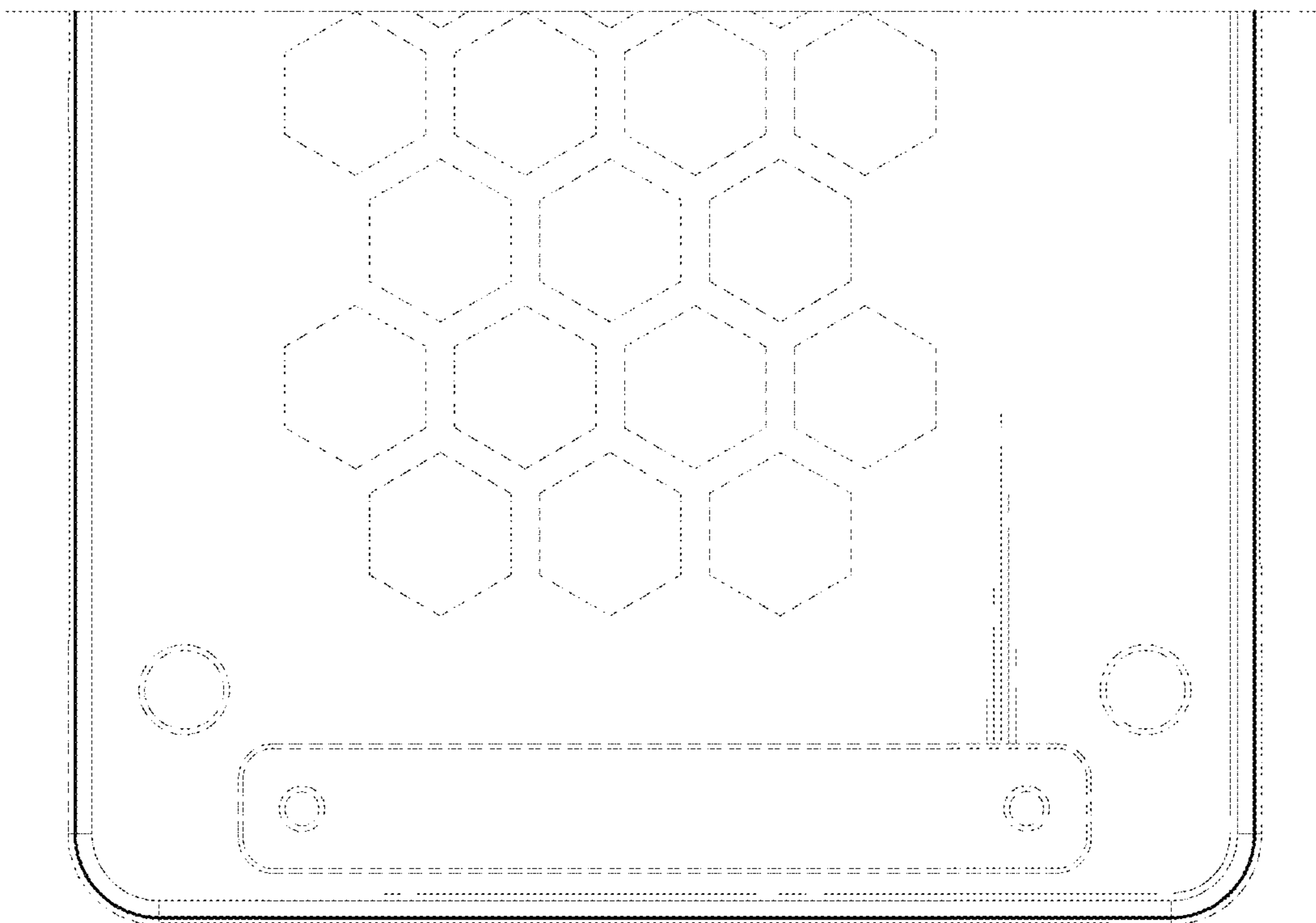


Fig. 10




Fig. 11




Fig. 12