



US00D960824S

(12) **United States Design Patent** (10) **Patent No.:** **US D960,824 S**
Pinto (45) **Date of Patent:** **** Aug. 16, 2022**

(54) **VEHICLE TRACTION MAT**
(71) Applicant: **Arnold W. Pinto**, Buhler, KS (US)
(72) Inventor: **Arnold W. Pinto**, Buhler, KS (US)
(**) Term: **15 Years**
(21) Appl. No.: **29/757,685**
(22) Filed: **Nov. 9, 2020**
(51) **LOC (13) Cl.** **12-15**
(52) **U.S. Cl.**
USPC **D12/608**
(58) **Field of Classification Search**
USPC D12/608, 604, 400, 203, 217
CPC B60B 39/12; B60C 27/00
See application file for complete search history.

6,779,738 B1 * 8/2004 Stannard B60B 39/12
238/14
D496,628 S * 9/2004 Chiang D12/608
7,350,719 B1 * 4/2008 Brenner B60B 39/12
238/14
7,404,524 B2 * 7/2008 Mathieu B60C 27/00
238/14
D615,032 S 5/2010 Pinto
(Continued)

Primary Examiner — Michelle E. Wilson
Assistant Examiner — Clese Moore, Jr.
(74) *Attorney, Agent, or Firm* — R. Keith Harrison

(57) **CLAIM**

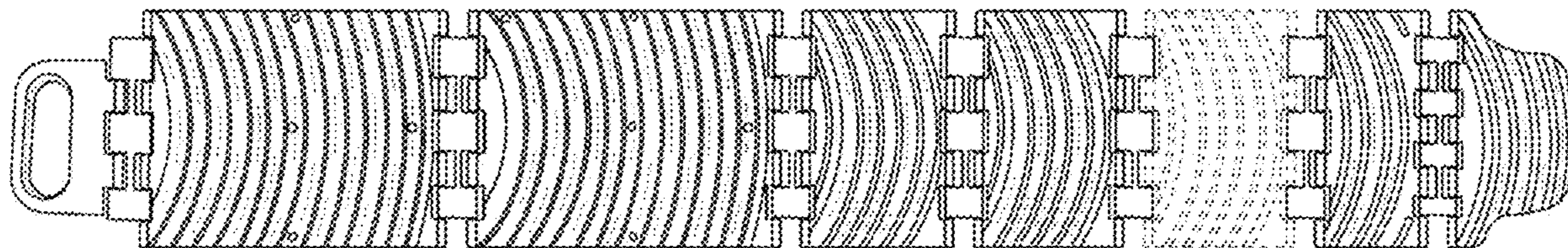
The ornamental design for a vehicle traction mat, as shown and described.

DESCRIPTION

FIG. 1 is a top view of the vehicle traction mat;
FIG. 2 is a bottom view of the vehicle traction mat;
FIG. 3 is a top rear perspective view of the vehicle traction mat;
FIG. 4 is a left side view of the vehicle traction mat, the right side view of the vehicle traction mat being a mirror image of the left side view of the vehicle traction mat;
FIG. 5 is a right side perspective view of the vehicle traction mat;
FIG. 6 is a rear view of the vehicle traction mat;
FIG. 7 is a front view of the vehicle traction mat; and,
FIG. 8 is a left side view of the vehicle traction mat, with a vehicle wheel of a vehicle on the vehicle traction mat in typical application thereof.
The broken lines of the rectangular section of the claimed design in FIGS. 1-5 and 8, illustrate portions of the vehicle traction mat that form no part of the claimed design. Additionally, the vehicle wheel illustrated in FIG. 8, represents environmental structure that forms no part of the claimed design.

1 Claim, 8 Drawing Sheets

(56) **References Cited**
U.S. PATENT DOCUMENTS
1,375,666 A * 4/1921 Bauer B60B 39/12
238/14
D255,560 S * 6/1980 LaPointe D12/608
4,223,835 A * 9/1980 Witt B60B 39/12
238/14
4,568,020 A * 2/1986 Gallichan B60B 39/12
238/14
4,650,115 A * 3/1987 Fontaine B60B 39/12
238/14
D301,222 S * 5/1989 Smith D12/608
D315,326 S * 3/1991 Pinto D12/608
D348,240 S * 6/1994 Chiang D12/608
D355,807 S * 2/1995 O'Rourke D6/583
5,439,171 A * 8/1995 Freund B60B 39/12
238/14
5,538,183 A * 7/1996 McGee B60B 39/12
238/14
D450,645 S * 11/2001 Love D12/203
6,394,362 B1 * 5/2002 Kramr B60B 39/12
238/14
6,520,420 B1 * 2/2003 Singh B60B 39/12
238/14



(56)

References Cited

U.S. PATENT DOCUMENTS

D654,428	S *	2/2012	Chiang	D12/608
8,210,443	B2 *	7/2012	Studstill	B60B 39/00 238/14
D669,025	S *	10/2012	Spektor	D12/608
D679,649	S *	4/2013	Merrill	D12/608
8,448,877	B1 *	5/2013	Aubin	B60C 27/00 238/14
D702,057	S *	4/2014	Nutzati	D6/585
D775,068	S *	12/2016	Wippler	D12/608
D829,148	S *	9/2018	Joyce	D12/608
2012/0012663	A1 *	1/2012	Studstill	B60B 39/00 238/14

* cited by examiner

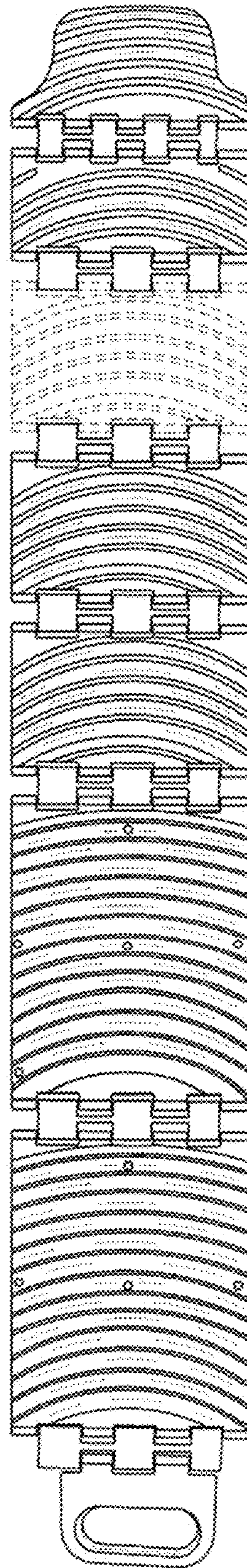


FIG. 1

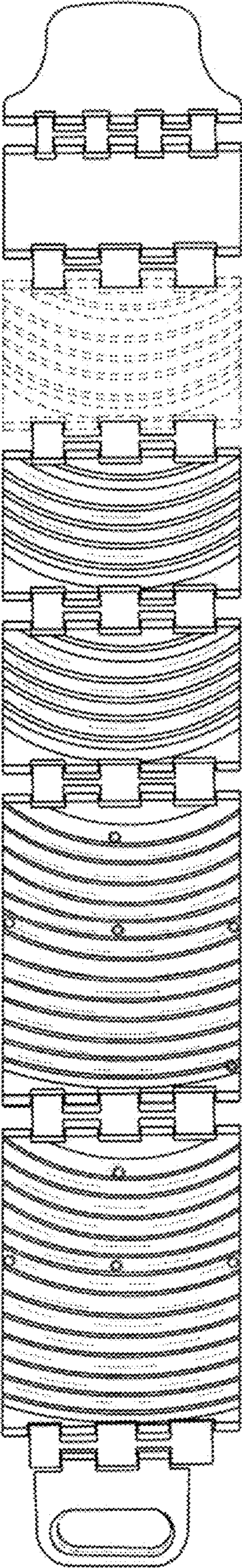


FIG. 2

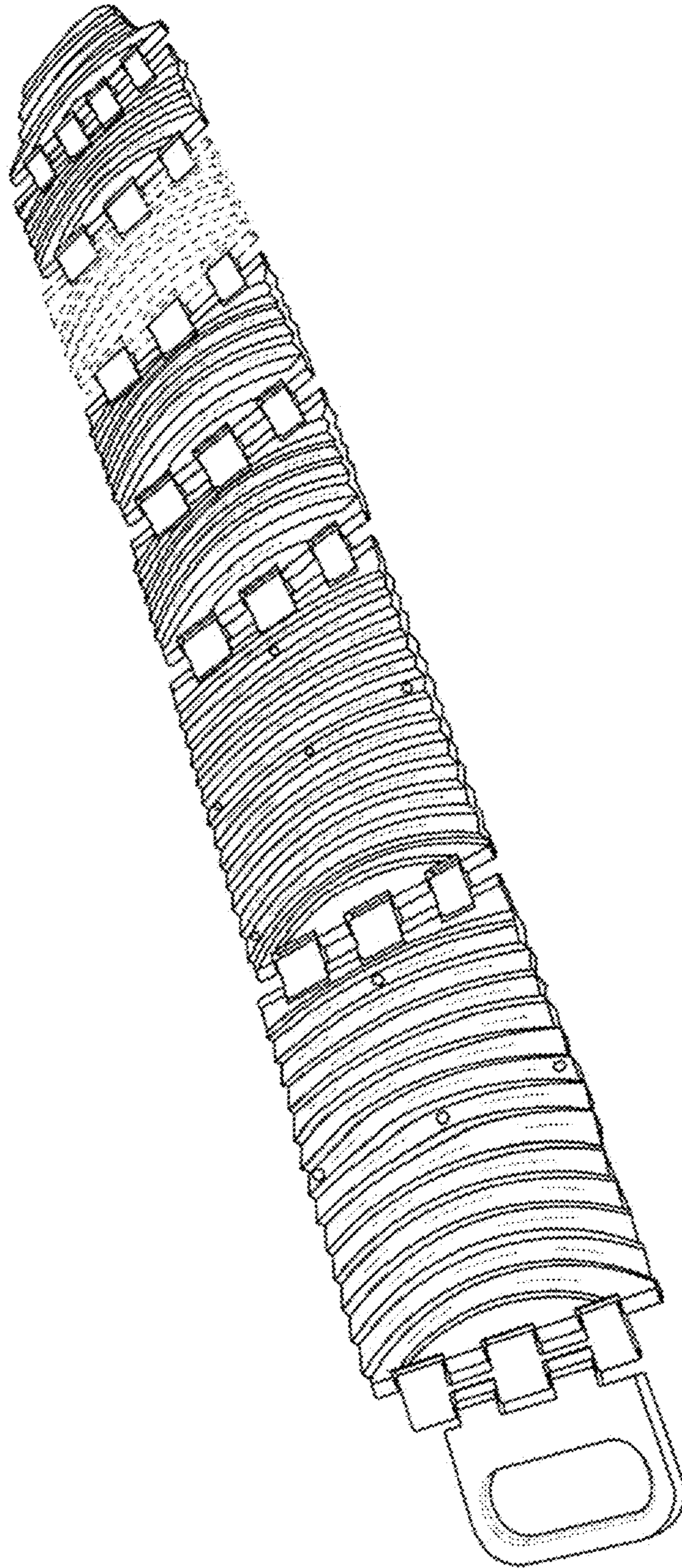


FIG. 3

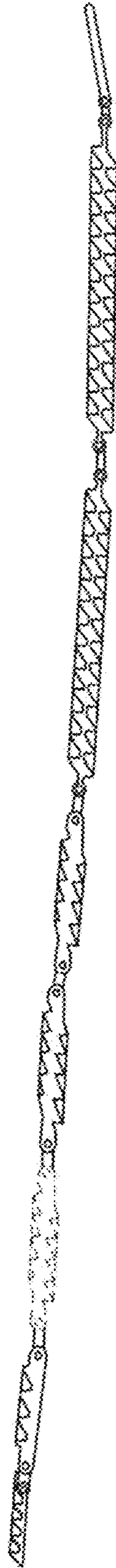


FIG. 4

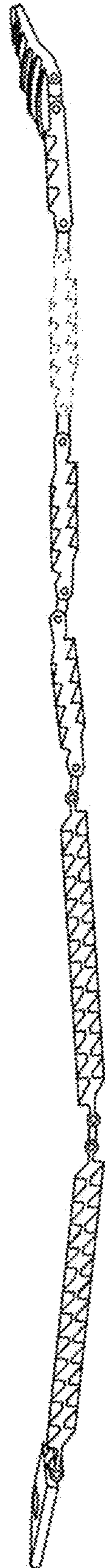


FIG. 5



FIG. 6

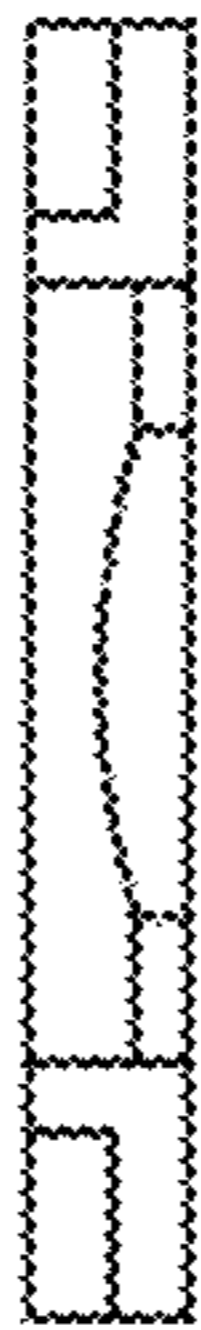


FIG. 7

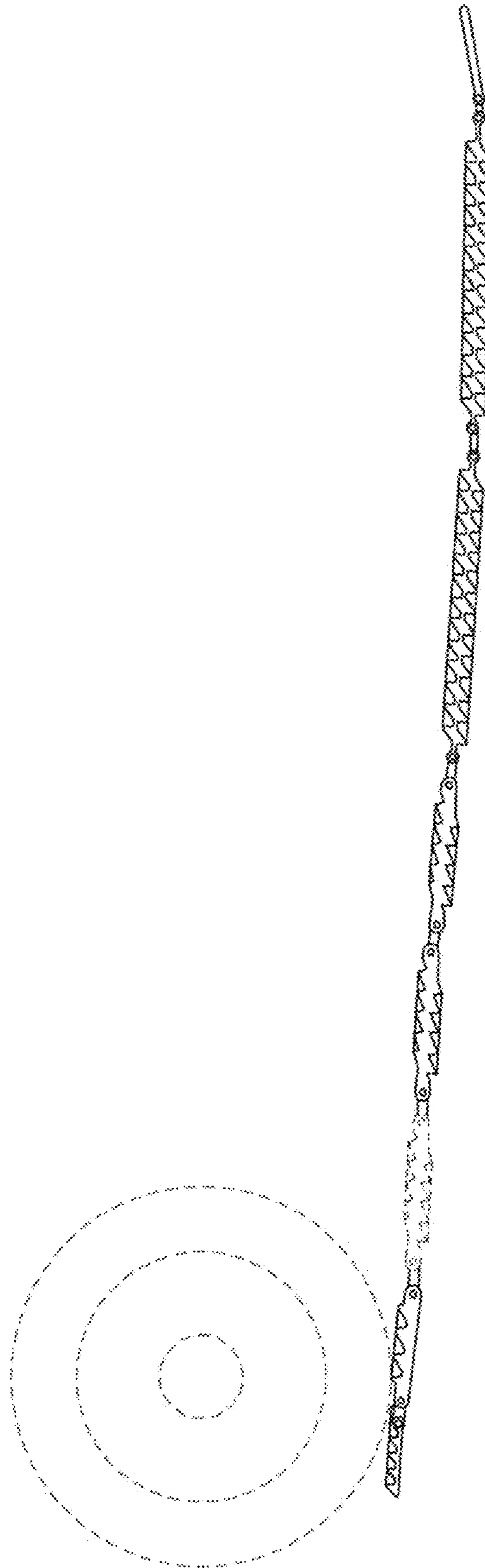


FIG. 8