

US00D960819S

(12) **United States Design Patent**  
**Meier**

(10) **Patent No.:** **US D960,819 S**

(45) **Date of Patent:** **\*\* Aug. 16, 2022**

(54) **TIRE**

(71) Applicant: **CONTINENTAL REIFEN  
DEUTSCHLAND GMBH**, Hannover  
(DE)

(72) Inventor: **Nico Meier**, Hannover (DE)

(73) Assignee: **Continental Reifen Deutschland  
GmbH**, Hannover (DE)

(\*\*) Term: **15 Years**

(21) Appl. No.: **29/651,952**

(22) Filed: **Jun. 4, 2020**

(30) **Foreign Application Priority Data**

Dec. 4, 2019 (EM) ..... 007338157

(51) **LOC (13) Cl.** ..... **12-15**

(52) **U.S. Cl.**  
USPC ..... **D12/588**

(58) **Field of Classification Search**  
USPC ..... D12/568-605, 900  
CPC ..... Y10T 152/10027; B60C 1/0016; B60C  
11/0306; B60C 11/0302; B60C 3/06;  
B60C 9/17

See application file for complete search history.

(56) **References Cited**

**U.S. PATENT DOCUMENTS**

D414,725 S \* 10/1999 Kemp, Jr. .... D12/588  
D555,081 S \* 11/2007 Feider ..... D12/588

D721,640 S \* 1/2015 Oraison ..... D12/583  
D748,571 S \* 2/2016 Kitajima ..... D12/583  
D754,059 S \* 4/2016 Kristen ..... D12/586  
D755,116 S \* 5/2016 Wang ..... D12/588  
D756,900 S \* 5/2016 Kristen ..... D12/587  
D757,641 S \* 5/2016 Kristen ..... D12/588  
D761,723 S \* 7/2016 Kristen ..... D12/586  
D856,269 S \* 8/2019 Hong ..... D12/588  
D870,027 S \* 12/2019 Wang ..... D12/588  
D875,656 S \* 2/2020 Wang ..... D12/588

\* cited by examiner

*Primary Examiner* — John A Voytek

(74) *Attorney, Agent, or Firm* — Laurence A. Greenberg;  
Werner H. Stemer; Ralph E. Locher

(57) **CLAIM**

The ornamental design for a tire, as shown and described.

**DESCRIPTION**

FIG. 1 is a front perspective view of the tire showing my new design;  
FIG. 2 is a front elevation view thereof;  
FIG. 3 is an enlarged partial front view thereof;  
FIG. 4 is a left side elevation view thereof; and,  
FIG. 5 is a right side elevation view thereof.  
The broken lines in FIG. 2 indicate the portion of the tire shown in the enlarged view of FIG. 3 and represent no part of the claimed design.

**1 Claim, 5 Drawing Sheets**

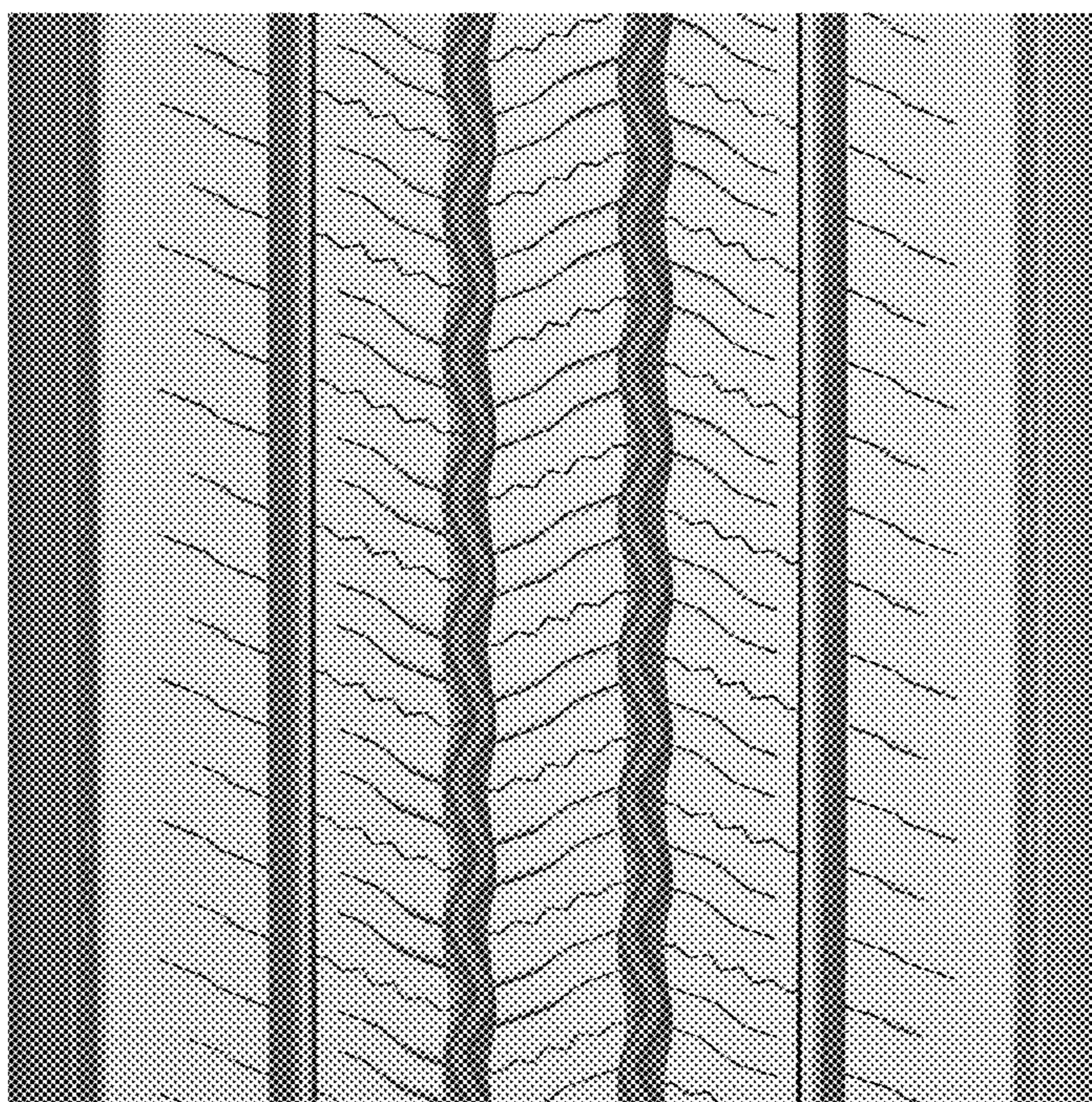





FIG. 1

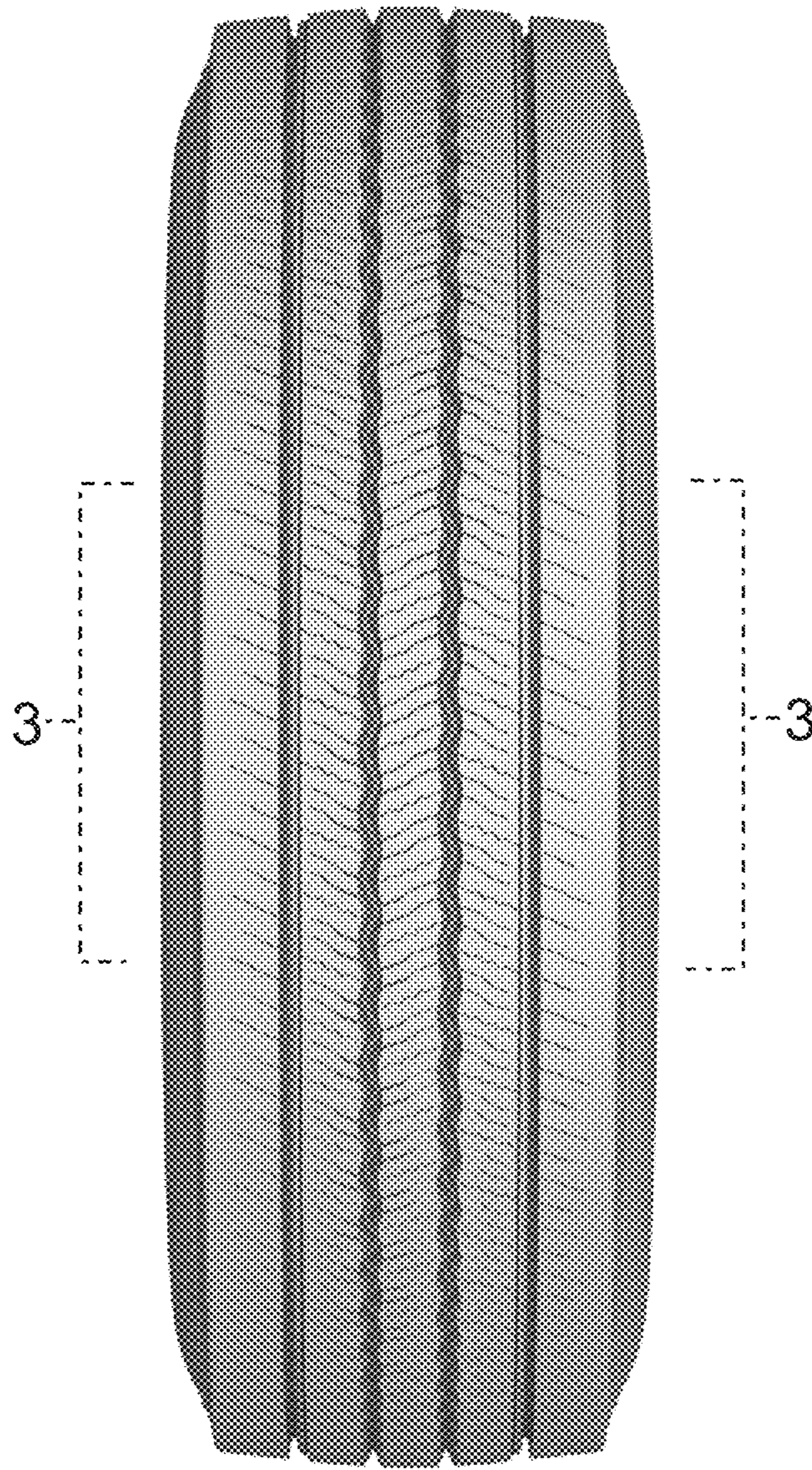


FIG. 2

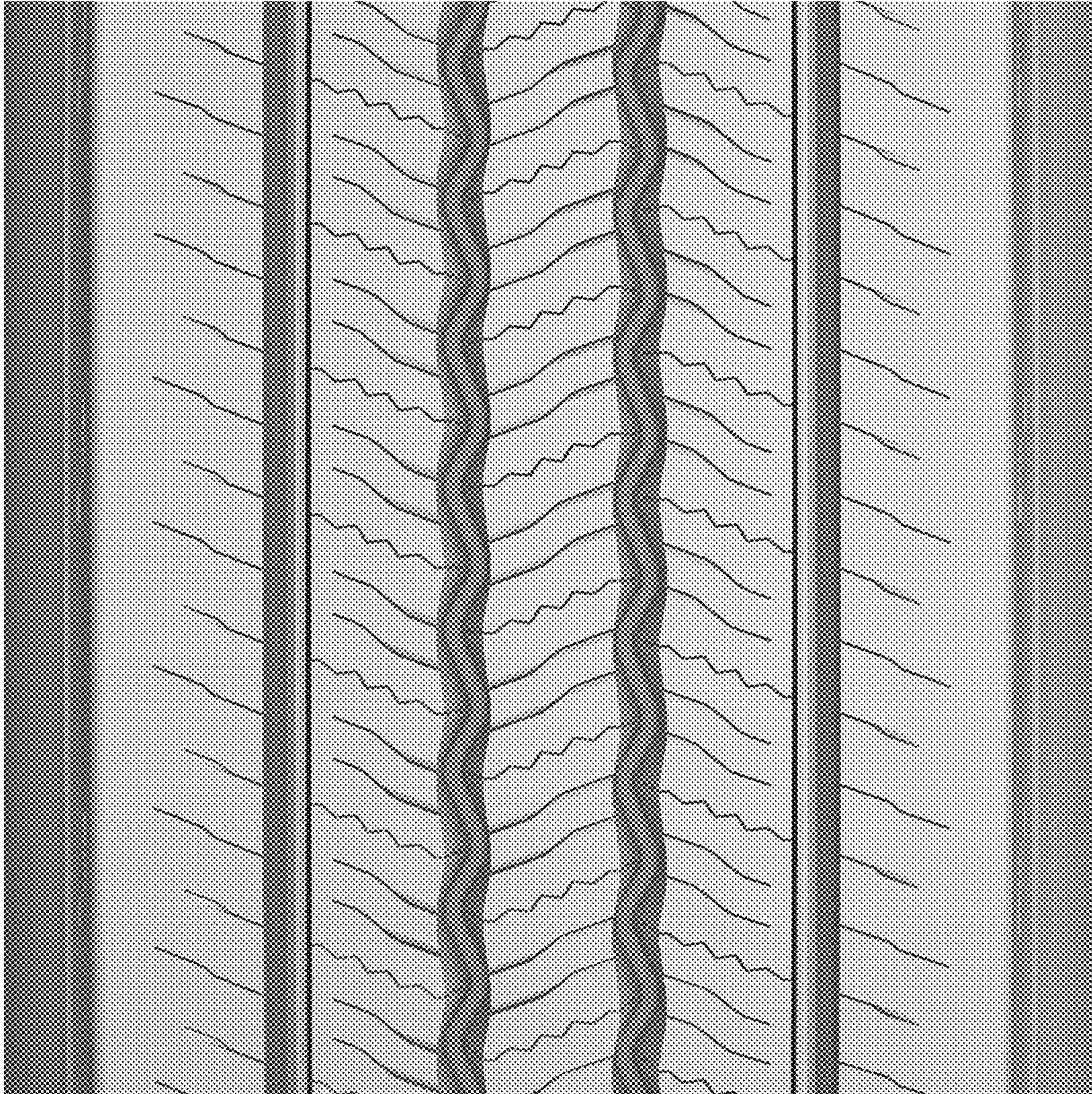


FIG. 3




FIG. 4



FIG. 5