



US00D960818S

(12) **United States Design Patent**  
**Hu**

(10) **Patent No.:** **US D960,818 S**

(45) **Date of Patent:** **\*\* Aug. 16, 2022**

(54) **TIRE**

(71) Applicant: **HORIZON TIRE INC.**, Irwindale, CA (US)

(72) Inventor: **Danny Hu**, Irwindale, CA (US)

(73) Assignee: **HORIZON TIRE INC.**, Irwindale, CA (US)

(\*\*) Term: **15 Years**

(21) Appl. No.: **29/745,232**

(22) Filed: **Aug. 4, 2020**

(51) **LOC (13) Cl.** ..... **12-15**

(52) **U.S. Cl.**  
USPC ..... **D12/579**

(58) **Field of Classification Search**  
USPC ..... D12/568-605, 900  
CPC ..... Y10T 152/10027; B60C 1/0016; B60C 11/0306; B60C 11/0302; B60C 3/06; B60C 9/17  
See application file for complete search history.

(56) **References Cited**

**U.S. PATENT DOCUMENTS**

D498,729 S \* 11/2004 Neubauer ..... D12/579  
D517,469 S \* 3/2006 Boore ..... D12/579

D876,327 S \* 2/2020 Jens Christensen ..... D21/563  
D878,284 S \* 3/2020 Henderson ..... D12/593  
D881,112 S \* 4/2020 Geng ..... D12/579  
D887,959 S \* 6/2020 Geng ..... D12/16  
D889,388 S \* 7/2020 Jiang ..... D12/579  
D900,718 S \* 11/2020 Liu ..... D12/599  
D904,971 S \* 12/2020 Zhang ..... D12/579  
D906,948 S \* 1/2021 Hu ..... D12/579  
D930,567 S \* 9/2021 Wu ..... D12/600  
D942,367 S \* 2/2022 Jiang ..... D12/579

\* cited by examiner

*Primary Examiner* — John A Voytek

(74) *Attorney, Agent, or Firm* — Platinum Intellectual Property LLP

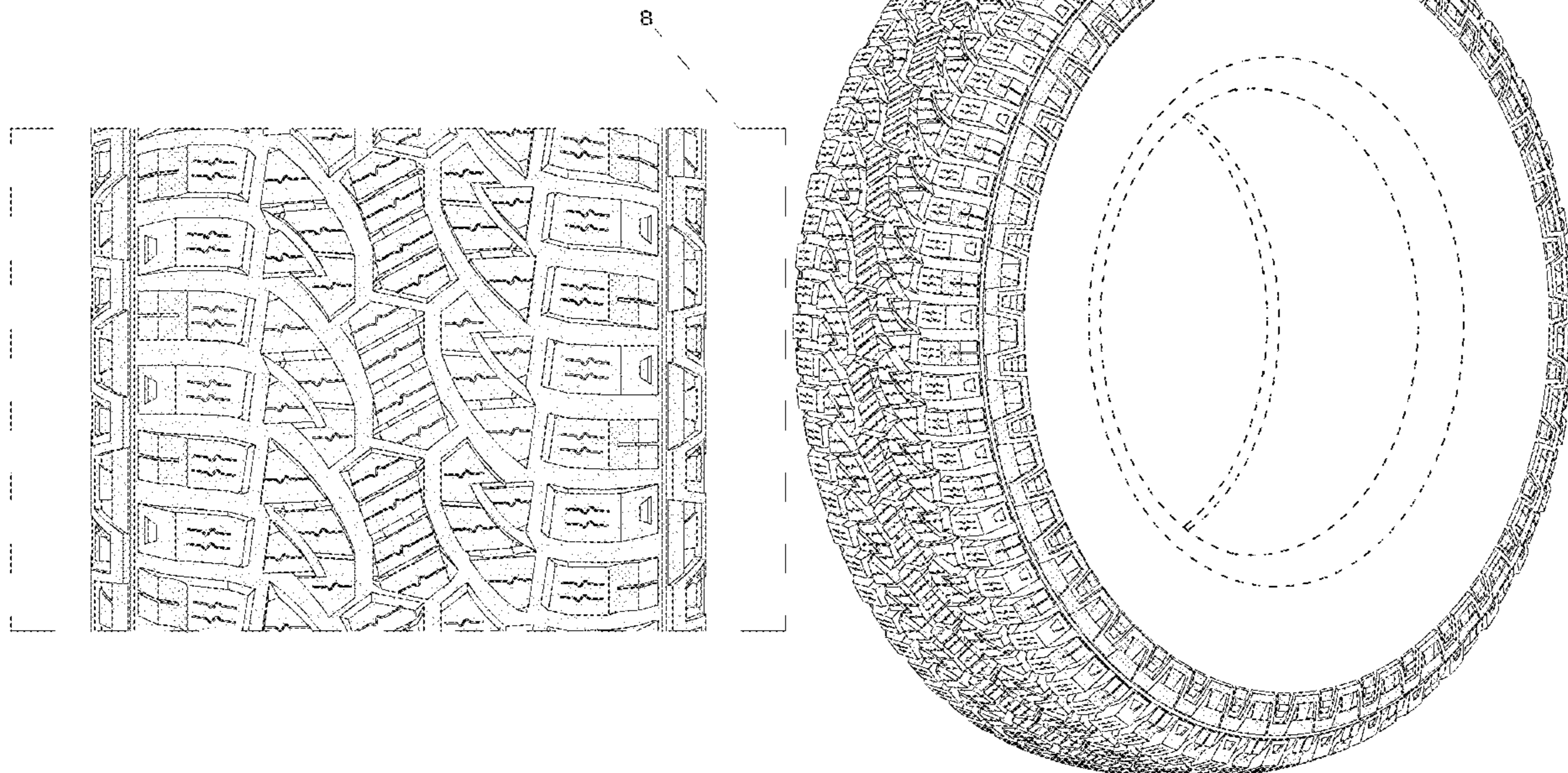
(57) **CLAIM**

The ornamental design for a tire, as shown and described.

**DESCRIPTION**

FIG. 1 is a front-elevational view of a tire according to the claimed design;  
FIG. 2 is a sectional view of FIG. 1;  
FIG. 3 is a rear-elevational view thereof;  
FIG. 4 is a side-elevational view thereof;  
FIG. 5 is a is an enlarged partial view of FIG. 1; and,  
FIG. 6 is a perspective view thereof.  
The broken lines shown in FIGS. 2, 4, 5 and 6 are for illustrative purposes only and form no part of the claimed design.

**1 Claim, 6 Drawing Sheets**



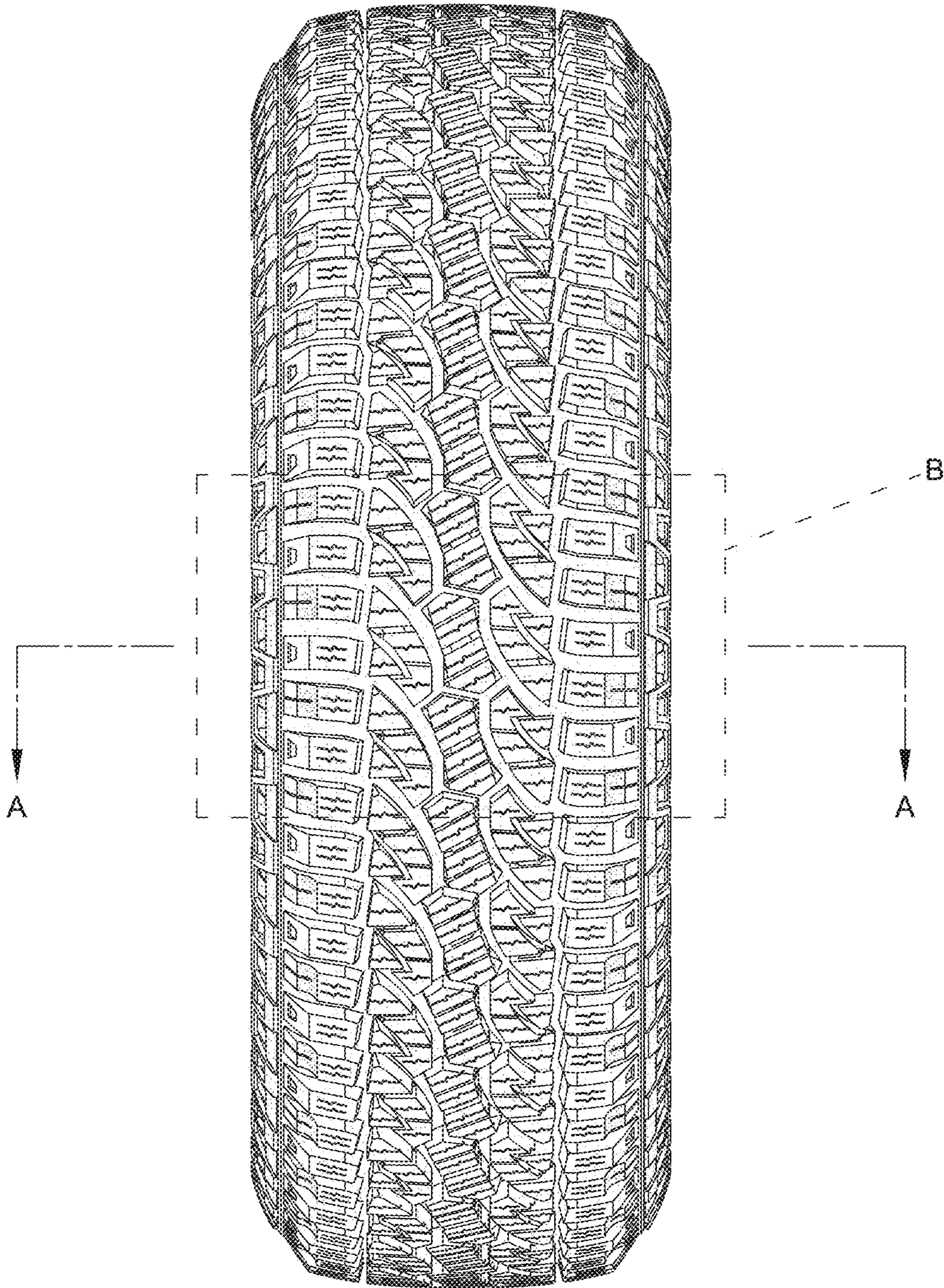
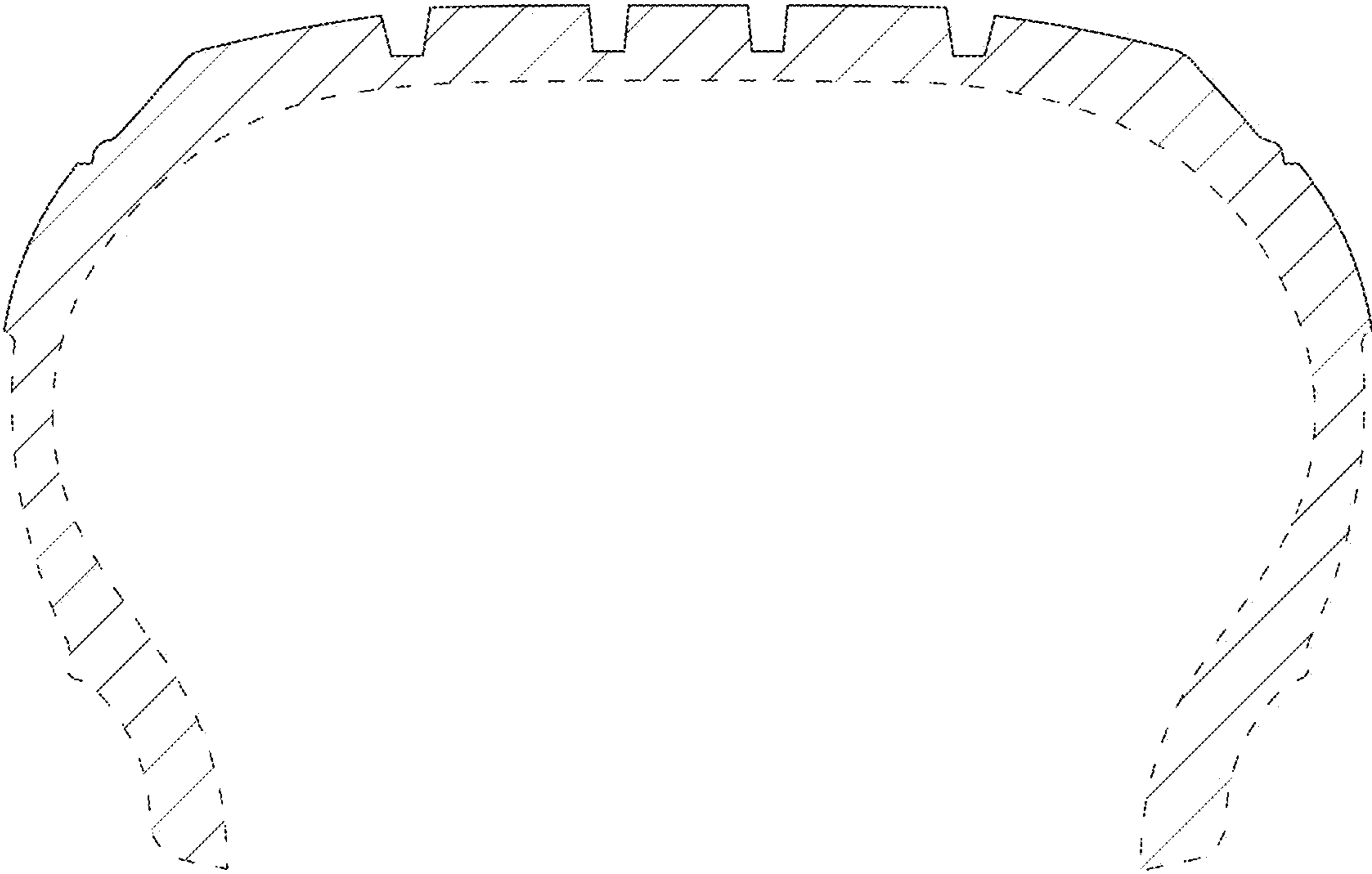


FIG. 1



Section A-A

FIG. 2

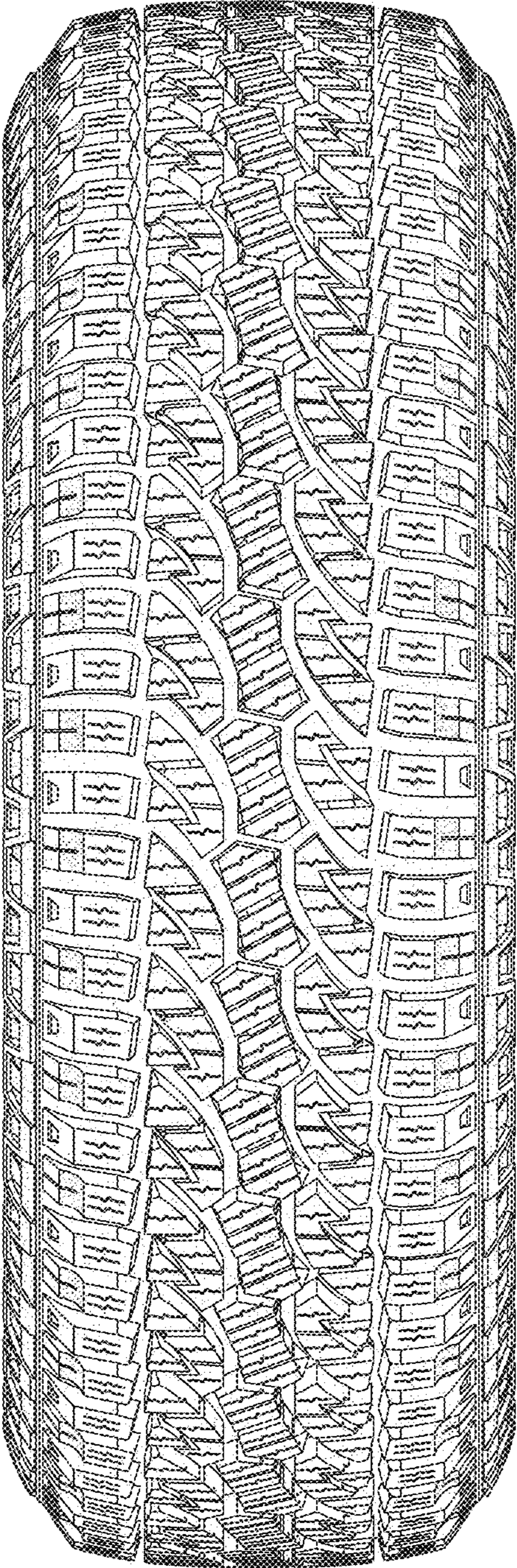


FIG. 3

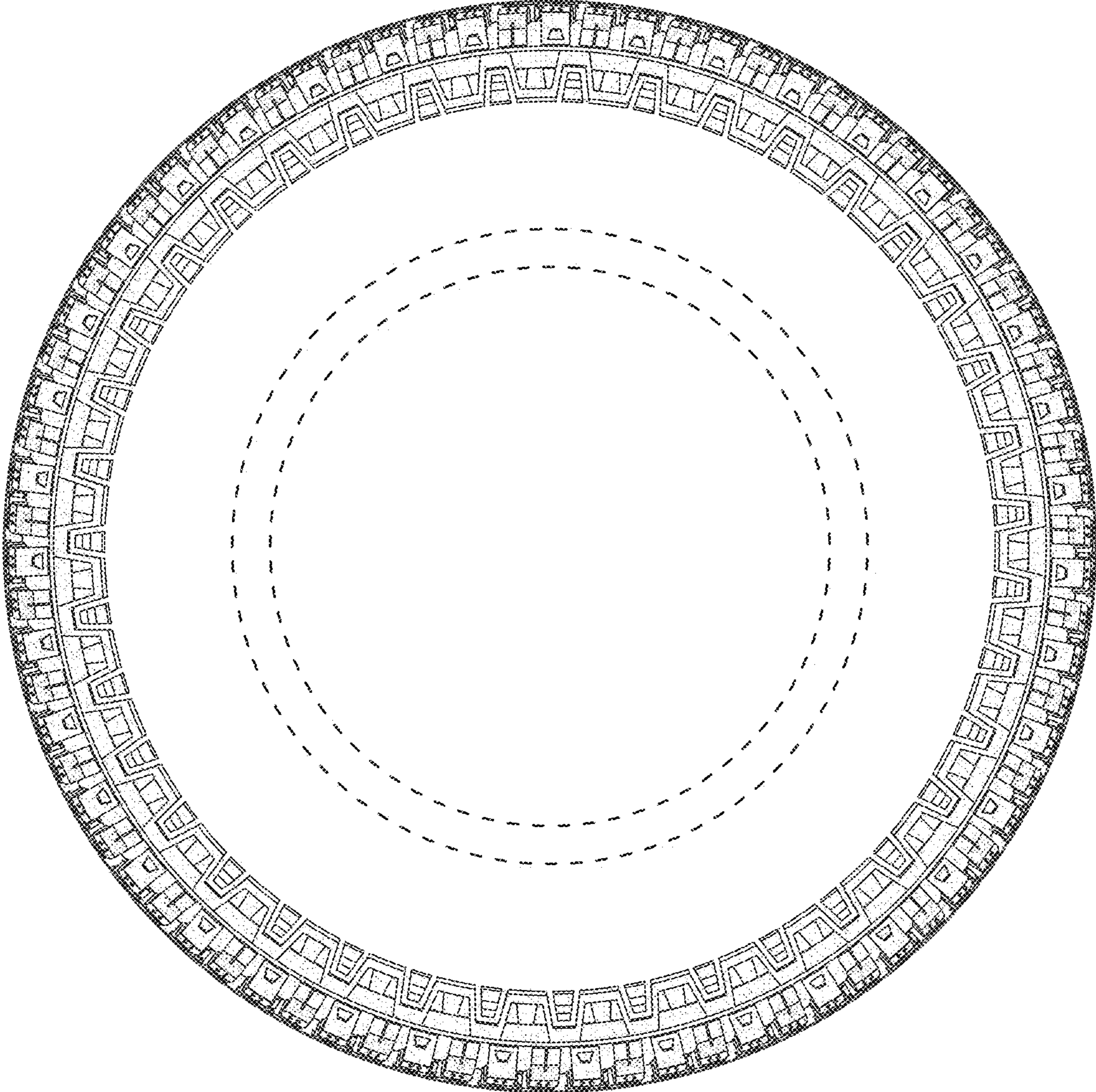


FIG. 4

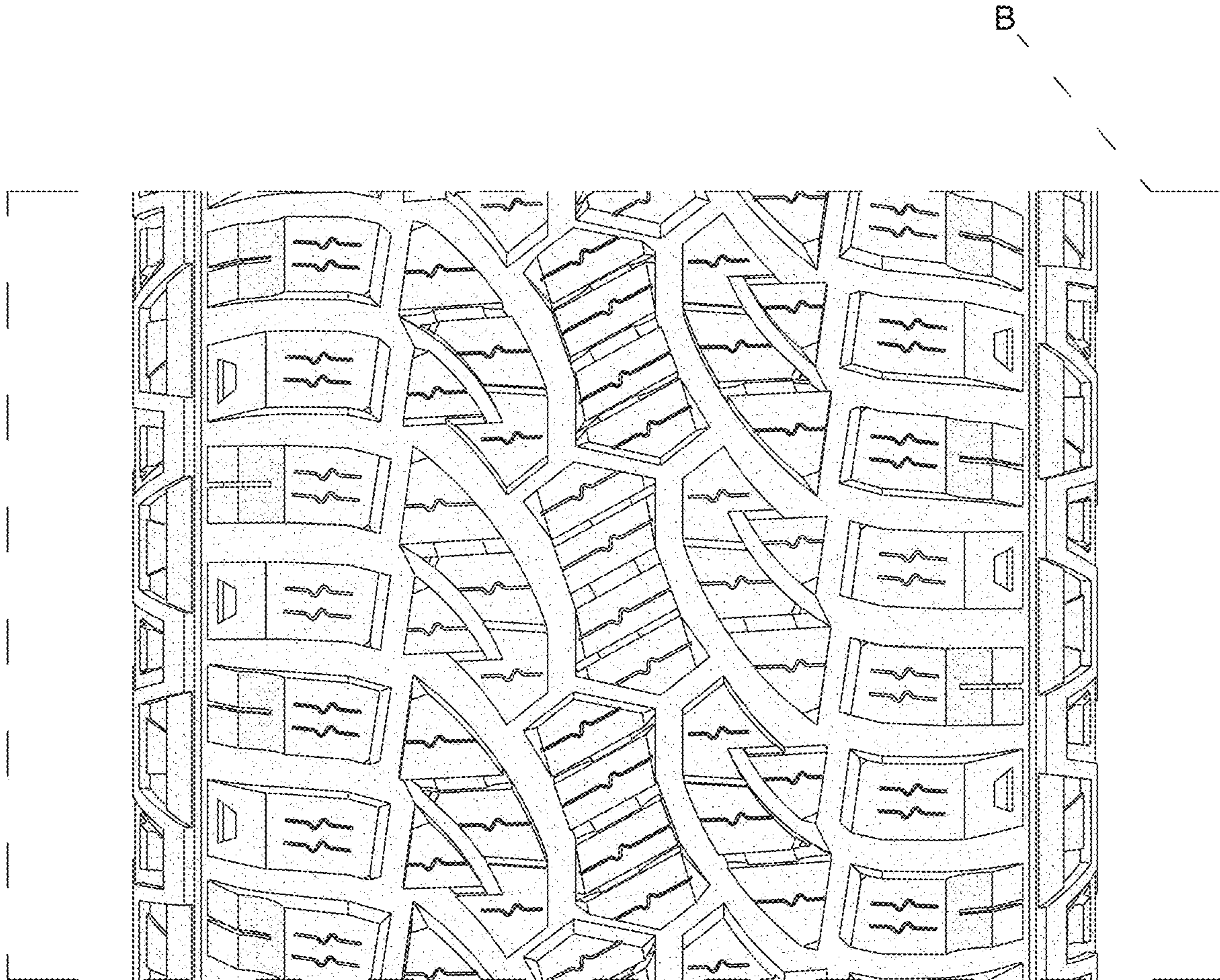


FIG. 5




FIG. 6