



US00D960809S

(12) **United States Design Patent**  
**Anderson et al.**

(10) **Patent No.:** **US D960,809 S**

(45) **Date of Patent:** **\*\* Aug. 16, 2022**

- (54) **SAFETY RAIL FOR A MARINE VESSEL**
- (71) Applicant: **Brunswick Corporation**, Mettawa, IL (US)
- (72) Inventors: **Kevin R. Anderson**, Fond du Lac, WI (US); **Scott G. Ahlswede**, Plymouth, WI (US); **Miles F. Gathright**, New Smyrna Beach, FL (US)
- (73) Assignee: **Brunswick Corporation**, Mettawa, IL (US)

- 5,008,310 A \* 4/1991 Beshay ..... C08L 101/00  
524/424
- D324,645 S \* 3/1992 Magro ..... D8/380
- 5,200,240 A \* 4/1993 Baker ..... E04F 11/1853  
428/34.1
- D335,353 S \* 5/1993 Baker ..... D25/38.1
- D337,257 S \* 7/1993 Danieli ..... D25/57
- 5,284,444 A \* 2/1994 Raynes ..... G09B 21/007  
116/DIG. 17
- D353,467 S \* 12/1994 Raynes ..... D25/125
- D361,153 S 8/1995 Fernandes
- D375,599 S \* 11/1996 Hirano ..... D34/27
- D378,432 S 3/1997 Raynes

(Continued)

- (\*\*) Term: **15 Years**
- (21) Appl. No.: **29/753,823**
- (22) Filed: **Oct. 2, 2020**

**FOREIGN PATENT DOCUMENTS**

- GB 2383777 7/2003
- KR 10-1443781 3/2014

*Primary Examiner* — Cynthia M. Chin

(74) *Attorney, Agent, or Firm* — Andrus Intellectual Property Law, LLP

**Related U.S. Application Data**

- (63) Continuation of application No. 29/648,354, filed on May 21, 2018, now Pat. No. Des. 902,318.
- (51) **LOC (13) Cl.** ..... **12-06**
- (52) **U.S. Cl.**  
USPC ..... **D12/317; D25/38.1**
- (58) **Field of Classification Search**  
USPC ..... D12/317, 318; D25/38.1, 39, 41.1, 124  
CPC ..... B63B 1/12; B63B 1/121; B63B 1/125;  
B63B 17/02; B63B 17/026; B63B 17/04  
See application file for complete search history.

(57) **CLAIM**

The ornamental design for a safety rail for a marine vessel, as shown and described.

**DESCRIPTION**

FIG. 1 is a front perspective view of a safety rail for a marine vessel.  
 FIG. 2 is a front view thereof.  
 FIG. 3 is a rear view thereof.  
 FIG. 4 is an end view thereof.  
 FIG. 5 is an opposite end view thereof.  
 FIG. 6 is a top view thereof; and,  
 FIG. 7 is a bottom view thereof.


The broken lines are for the purpose of illustrating portions of the safety rail that form no part of the claim. The dash-dot broken lines immediately adjacent the shaded areas represent the bounds of the claim. None of the broken lines form a part of the claimed design.

(56) **References Cited**

**U.S. PATENT DOCUMENTS**

- 3,991,981 A 11/1976 Wu
- 4,102,529 A 7/1978 Neblung et al.
- D258,279 S \* 2/1981 Moore ..... D12/302
- D269,910 S 7/1983 Johansson
- 4,475,840 A 10/1984 Schmitt et al.
- 4,920,717 A \* 5/1990 Hooper, Jr. .... E04F 11/1812  
52/204.597

**1 Claim, 4 Drawing Sheets**



(56)

References Cited

U.S. PATENT DOCUMENTS

D379,535 S \* 5/1997 Dallaire ..... D25/124  
 5,649,688 A 7/1997 Baker  
 D389,460 S \* 1/1998 Wei-Hong ..... D13/155  
 5,706,753 A 1/1998 Menne et al.  
 5,779,228 A 7/1998 Hansen  
 D412,584 S \* 8/1999 Shrira ..... D25/61  
 6,554,446 B1 \* 4/2003 Walsh ..... E04F 11/166  
 362/800  
 D489,830 S \* 5/2004 Barnett ..... D25/119  
 6,796,101 B2 9/2004 Chen  
 6,901,875 B1 6/2005 Beal et al.  
 D509,906 S \* 9/2005 Enersen ..... D25/38.1  
 7,017,320 B2 3/2006 Chen  
 D551,775 S \* 9/2007 McGinness ..... D25/135  
 D558,569 S \* 1/2008 Hanley ..... E05D 15/0652  
 D8/400  
 D560,819 S \* 1/2008 Thelwell ..... D25/38.1  
 7,347,606 B1 \* 3/2008 Patten ..... F21S 4/26  
 362/217.05  
 D605,314 S \* 12/2009 Polston ..... D25/199  
 D613,420 S 4/2010 Matheisl et al.  
 8,356,802 B2 1/2013 Reich  
 8,567,333 B2 10/2013 Berman et al.  
 D720,477 S 12/2014 Ross  
 8,905,570 B2 12/2014 Hartman  
 8,944,414 B2 \* 2/2015 Sprague ..... E04F 11/1853  
 256/67  
 9,068,361 B2 6/2015 Quinn  
 D751,243 S 3/2016 Seehof et al.  
 D759,886 S 6/2016 Seehof et al.  
 D759,887 S 6/2016 Seehof et al.

D764,378 S \* 8/2016 Conrad ..... D25/38.1  
 D764,379 S \* 8/2016 Conrad ..... D25/38.1  
 D764,380 S 8/2016 Conrad  
 D768,050 S 10/2016 Conrad  
 D806,267 S 12/2017 Madden  
 D818,186 S \* 5/2018 Trzesniowski ..... D26/138  
 D845,210 S \* 4/2019 Wilkes ..... D12/317  
 10,300,833 B2 \* 5/2019 Alexander ..... B60J 7/104  
 D876,001 S \* 2/2020 Sugiyama ..... D26/138  
 D876,670 S \* 2/2020 Devitt ..... D25/41.1  
 D877,933 S 3/2020 Devitt  
 D877,934 S \* 3/2020 Devitt ..... D25/41.1  
 D879,879 S \* 3/2020 Morgan ..... D12/193  
 D886,491 S \* 6/2020 Huang ..... D6/580  
 D902,318 S \* 11/2020 Anderson ..... D21/317  
 10,914,076 B1 \* 2/2021 Santini ..... E04F 11/1802  
 D922,615 S \* 6/2021 Springborn ..... D25/38.1  
 D932,092 S \* 9/2021 Trzesniowski ..... D26/141  
 11,242,981 B2 \* 2/2022 Collado ..... F21V 33/006  
 2008/0289294 A1 11/2008 Harrison et al.  
 2009/0255702 A1 \* 10/2009 Mitchell ..... A47B 21/06  
 174/50  
 2010/0078614 A1 \* 4/2010 Graber ..... E04F 11/1836  
 256/65.08  
 2010/0108969 A1 \* 5/2010 Platt ..... E04F 11/1836  
 256/65.04  
 2010/0237309 A1 \* 9/2010 Ferris ..... E04F 11/1817  
 256/65.01  
 2011/0017969 A1 1/2011 Reich  
 2011/0042637 A1 \* 2/2011 Howard ..... E04H 17/1439  
 256/65.01  
 2014/0332743 A1 \* 11/2014 Walker ..... E04F 11/1817  
 256/64  
 2015/0152616 A1 6/2015 Taylor

\* cited by examiner

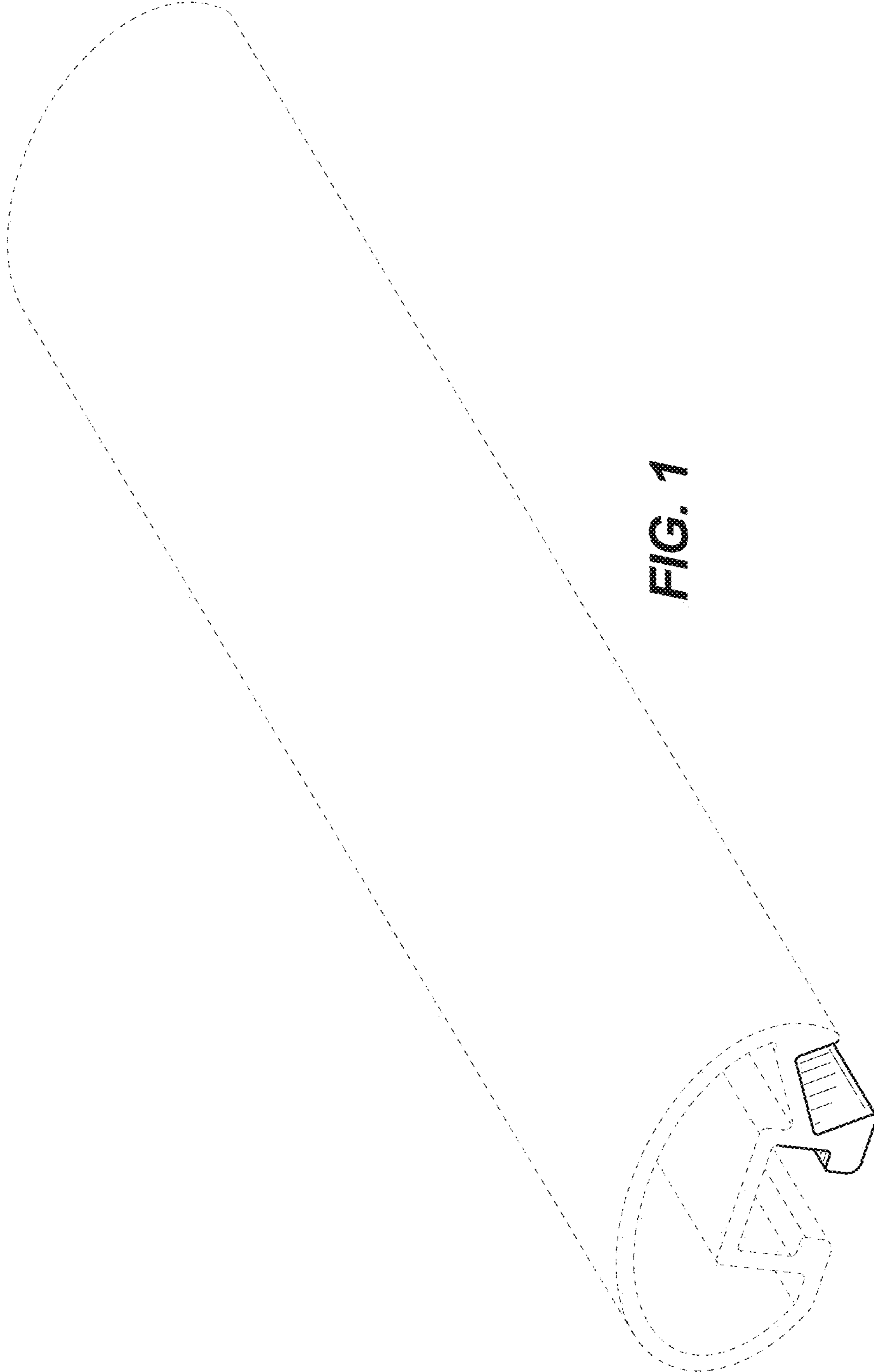
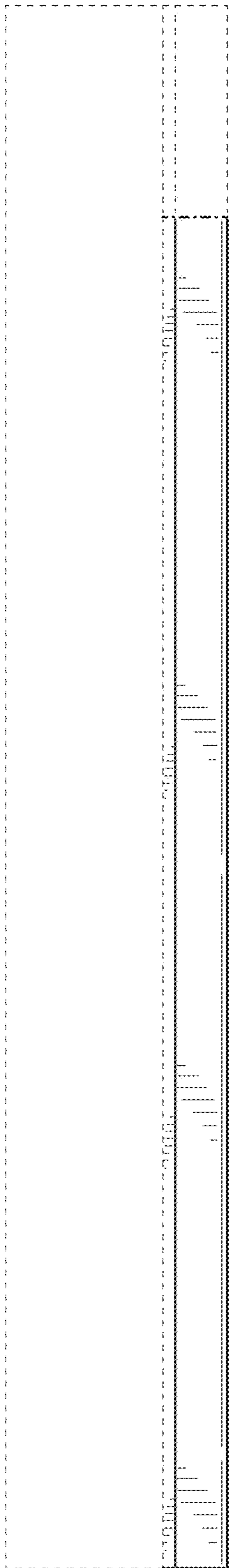



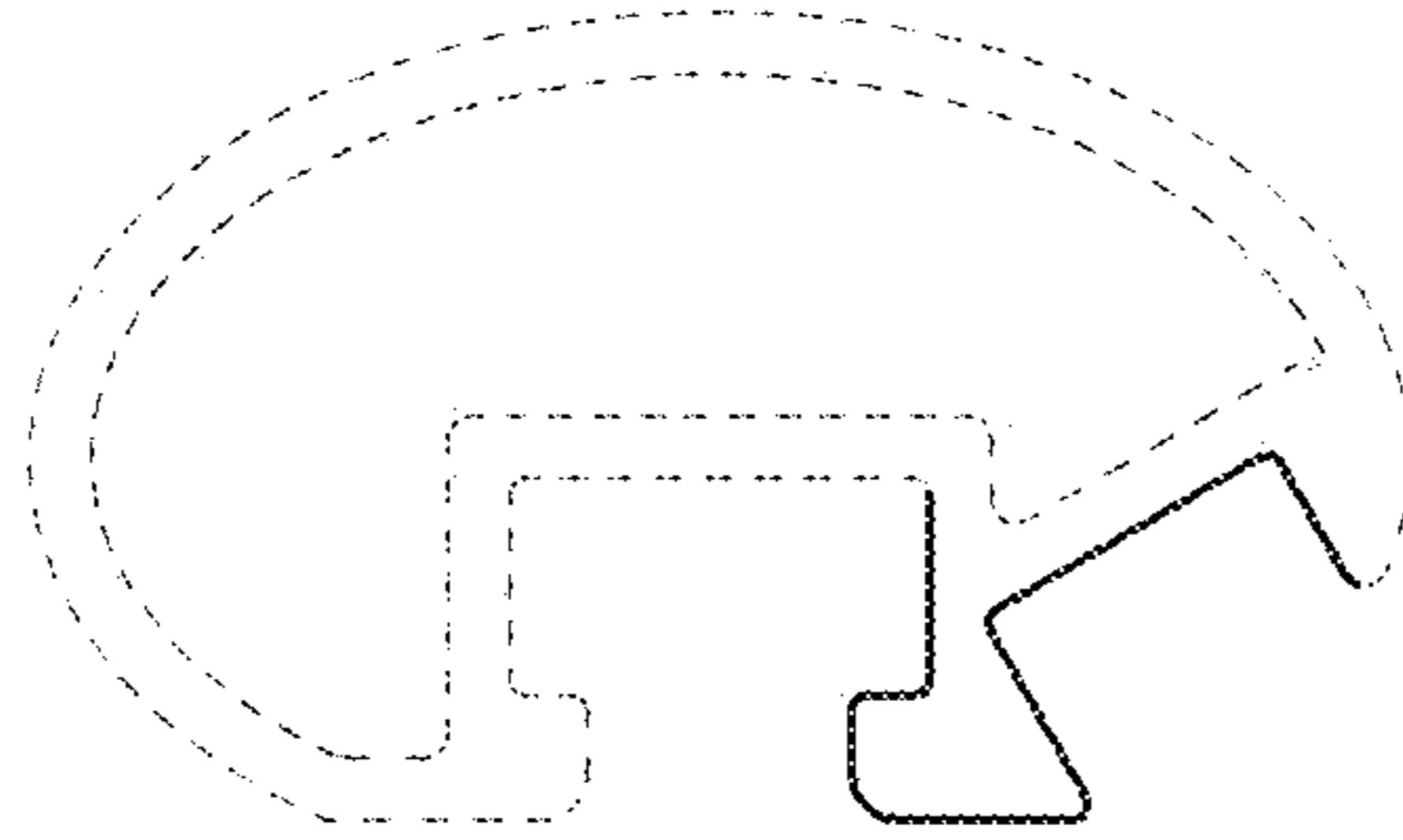
FIG. 1



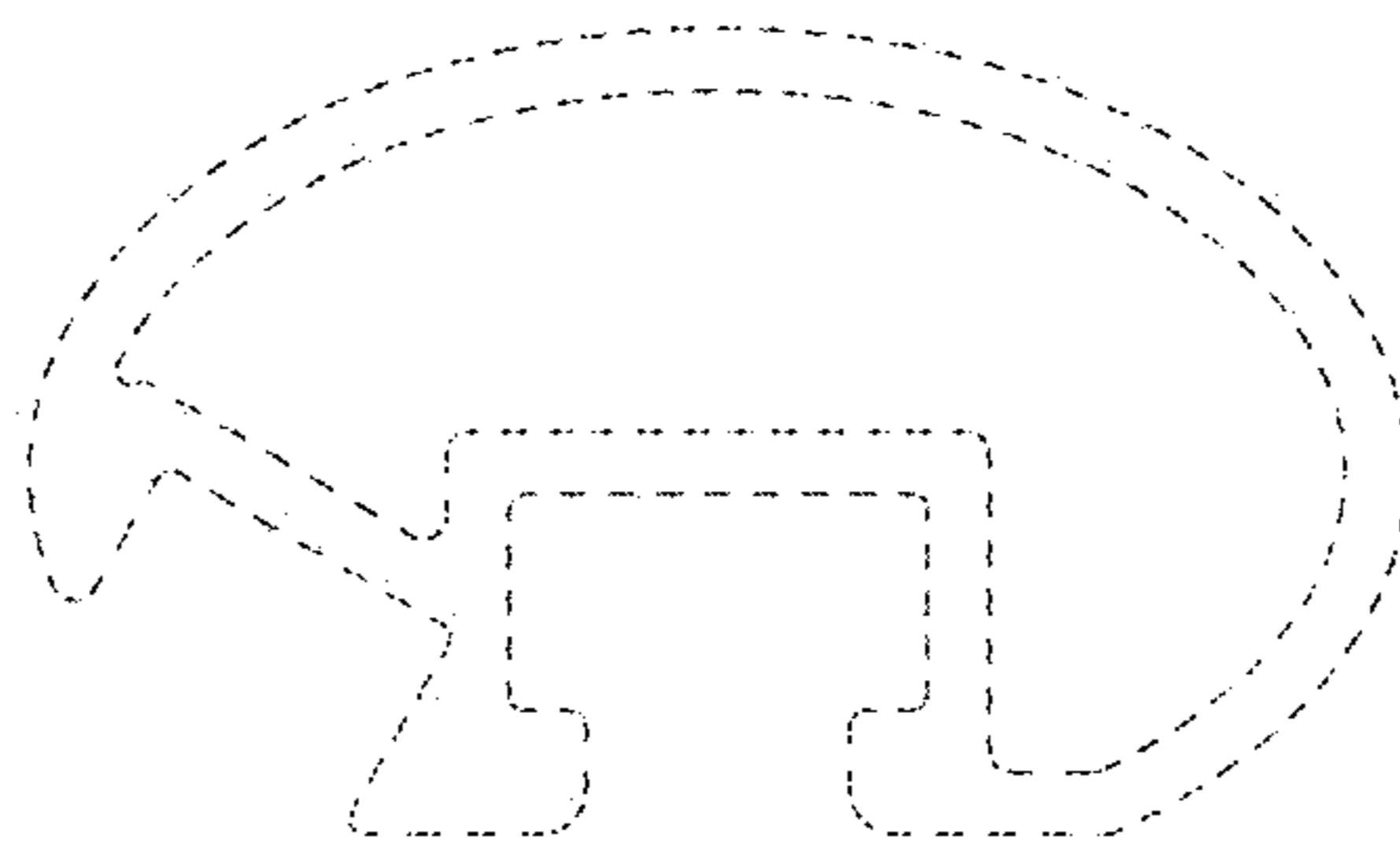
**FIG. 2**




**FIG. 3**



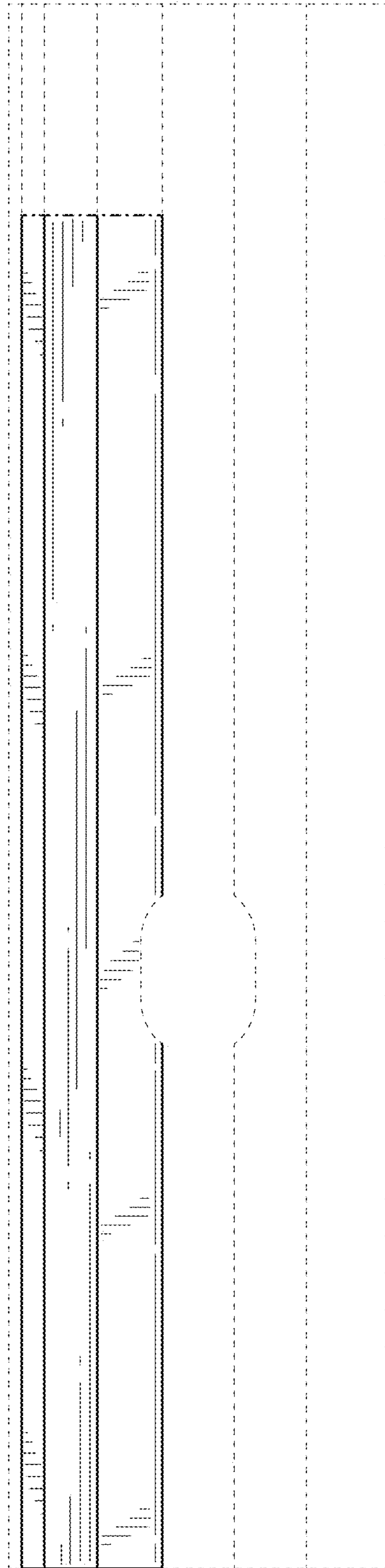
**FIG. 4**



**FIG. 5**



**FIG. 6**



**FIG. 7**