



US00D960808S

(12) **United States Design Patent**  
**Walters**

(10) **Patent No.:** **US D960,808 S**

(45) **Date of Patent:** **\*\* Aug. 16, 2022**

(54) **DASH LINER FOR A GOLF CART**

(71) Applicant: **James F. Walters**, Lenoir, NC (US)

(72) Inventor: **James F. Walters**, Lenoir, NC (US)

(\*\*) Term: **15 Years**

(21) Appl. No.: **29/753,610**

(22) Filed: **Oct. 1, 2020**

(51) **LOC (13) Cl.** ..... **12-16**

(52) **U.S. Cl.**  
USPC ..... **D12/221**

(58) **Field of Classification Search**  
USPC ..... D12/221, 98, 203  
CPC ..... B60R 7/04; B60R 13/01; B60N 3/04  
See application file for complete search history.

(56) **References Cited**

**U.S. PATENT DOCUMENTS**

D718,697 S	*	12/2014	Koblentz	.....	D12/221
D735,110 S	*	7/2015	Wagner	.....	D12/221
D820,188 S	*	6/2018	Hanson	.....	D12/221
D848,920 S	*	5/2019	Champney	.....	D12/203
D856,884 S	*	8/2019	Champney	.....	D12/203
D881,784 S	*	4/2020	Chen	.....	D12/221
D890,072 S	*	7/2020	Milhoan	.....	D12/221
D890,073 S	*	7/2020	Milhoan	.....	D12/221

D898,648 S	*	10/2020	Milhoan	.....	D12/203
D904,966 S	*	12/2020	Milhoan	.....	D12/221
D906,220 S	*	12/2020	Milhoan	.....	D12/221

\* cited by examiner

*Primary Examiner* — Katrina A Betton

(74) *Attorney, Agent, or Firm* — Ralph H. Dougherty

(57) **CLAIM**

The ornamental design for a dash liner for a golf cart, or the like, as shown and described.

**DESCRIPTION**

FIG. 1 is top assembly view of the invented dash liner for a golf cart, or the like, showing the new design, the bottom view being a mirror image thereof.

FIG. 2 is a top view of the left hand portion of FIG. 1, the bottom view being a mirror image thereof;

FIG. 3 is a right edge view thereof;

FIG. 4 is a left edge view thereof;

FIG. 5 is a rear edge view thereof; and

FIG. 6 is a front edge view thereof.

FIG. 7 is a top view of the right hand portion of FIG. 1, the bottom view being a mirror image thereof;


FIG. 8 is a right edge view thereof;

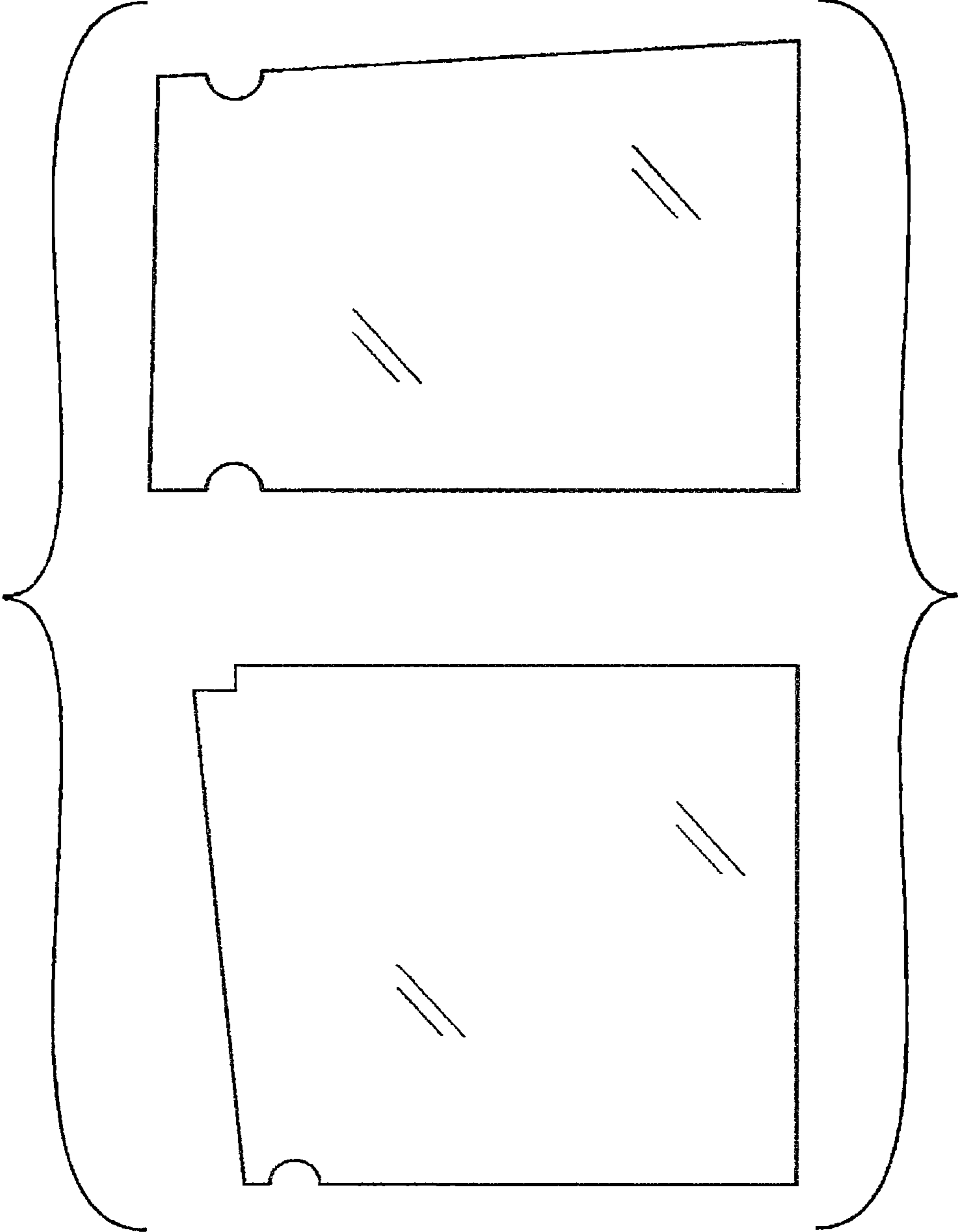
FIG. 9 is a left edge view thereof;

FIG. 10 is a rear edge view thereof; and,

FIG. 11 is a front edge view thereof.

**1 Claim, 3 Drawing Sheets**





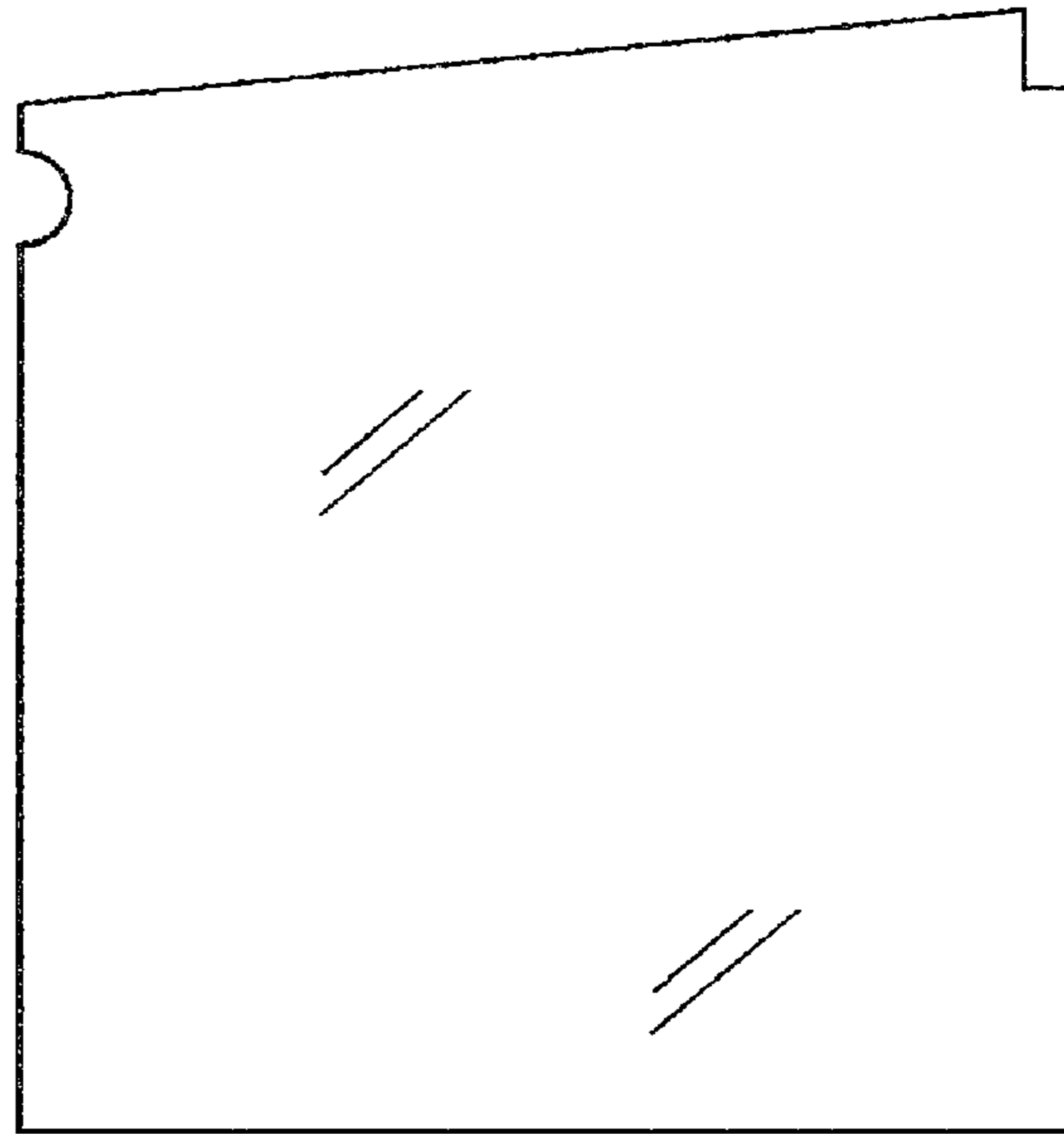
*Fig. 1*



*Fig. 5*



*Fig. 4*



*Fig. 2*



*Fig. 3*




*Fig. 6*



*Fig. 10*



*Fig. 9*



*Fig. 7*



*Fig. 8*



*Fig. 11*