



US00D960804S

(12) **United States Design Patent** (10) **Patent No.:** **US D960,804 S**  
**Heilaneh et al.** (45) **Date of Patent:** **\*\* Aug. 16, 2022**

(54) **QUARTER FENDER**

FOREIGN PATENT DOCUMENTS

(71) Applicant: **PACCAR Inc**, Bellevue, WA (US)

CN 107380267 A \* 11/2017

(72) Inventors: **Louis Daniel Heilaneh**, Lewisville, TX (US); **Victor Garcia**, Aubrey, TX (US); **Rick David Barr**, Denton, TX (US); **Troy Robin McCuller**, Argyle, TX (US); **Jason Leeth**, Irving, TX (US)

OTHER PUBLICATIONS

Peterbilt 579 Fender Extension, Published date unavailable [online], [retrieved on Aug. 1, 2021], Retrieved from the Internet: <https://www.vanderhaags.com/detailview.php?part=24826627> (Year: 2021).\*

(Continued)

(73) Assignee: **PACCAR Inc**, Bellevu, WA (US)

*Primary Examiner* — Cary M Robinson

(\*\*) Term: **15 Years**

*Assistant Examiner* — Adam C Mager

(21) Appl. No.: **29/753,526**

(74) *Attorney, Agent, or Firm* — Seed IP Law Group LLP

(22) Filed: **Sep. 30, 2020**

(57) **CLAIM**

(51) **LOC (13) Cl.** ..... **12-16**

The ornamental design for a quarter fender, as shown and described.

(52) **U.S. Cl.**

USPC ..... **D12/196**

(58) **Field of Classification Search**

USPC ..... D12/86, 88, 89, 90, 91, 92, 93, 96, 101, D12/102, 106, 144, 163, 164, 167, 169, D12/181, 184, 185, 190, 192, 196, 400; D21/533, 548, 552, 561; D15/28

CPC ..... B62D 25/02; B62D 25/04; B62D 25/16; B62D 25/18; B62D 25/161; B62D 25/168; B62D 25/182; B62D 25/184; B60J 5/00; B60J 5/02; B60J 5/04; B60J 5/10; B60R 13/04; B60R 13/0861; B60R 19/00

See application file for complete search history.

**DESCRIPTION**

FIG. 1 is a perspective view of a quarter fender, showing an embodiment of my new design.

FIG. 2 is a front elevational view thereof.

FIG. 3 is a rear elevational view thereof.

FIG. 4 is a left side elevational view thereof.

FIG. 5 is a top plan view thereof.

FIG. 6 is a perspective view of a quarter fender, showing another embodiment of my new design, which is a mirror image of the quarter fender shown in FIGS. 1-5.

FIG. 7 is a front elevational view thereof.

FIG. 8 is a rear elevational view thereof.

FIG. 9 is a right side elevational view thereof; and,

FIG. 10 is a top plan view thereof.

Stippling in the drawings represent the three-dimensional contours of the design, and is not intended to indicate surface decoration. The broken lines shown in the drawings depict portions of the quarter fender that form no part of the claimed design.

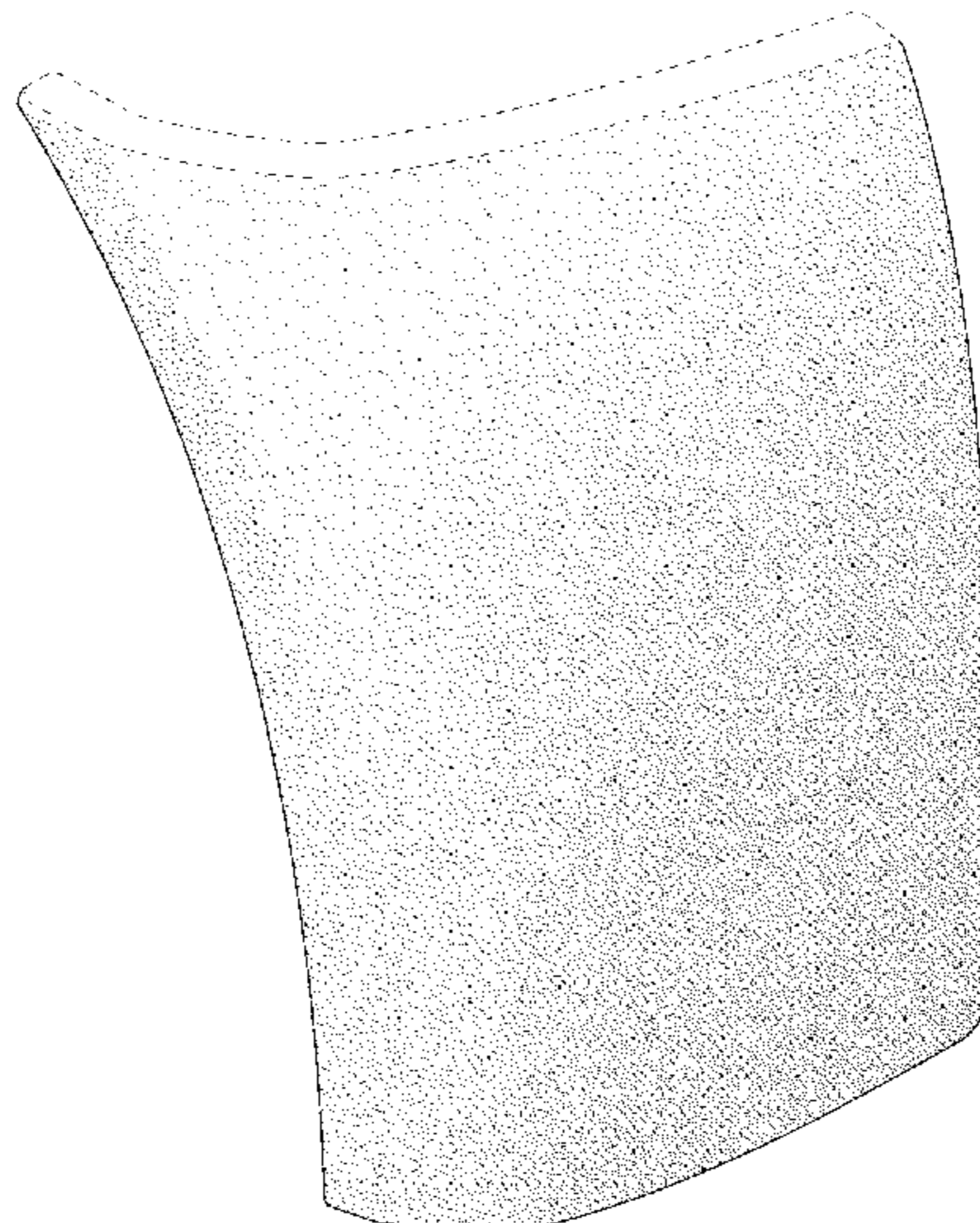
(56) **References Cited**

U.S. PATENT DOCUMENTS

4,735,428 A \* 4/1988 Antekeier ..... B62D 25/188  
280/154  
4,740,003 A \* 4/1988 Antekeier ..... B62D 25/168  
280/848  
D303,237 S \* 9/1989 Hawes ..... D12/185  
D366,640 S \* 1/1996 Tucker ..... D12/184  
D382,844 S \* 8/1997 Norwood ..... D12/184

(Continued)

**1 Claim, 10 Drawing Sheets**





(56)

References Cited

U.S. PATENT DOCUMENTS

D433,980	S	*	11/2000	Conway	.....	D12/196
D434,358	S	*	11/2000	Conway	.....	D12/196
D466,454	S	*	12/2002	Kalhok	.....	D12/184
D482,993	S	*	12/2003	Conway	.....	D12/184
D502,904	S	*	3/2005	Delashaw	.....	D12/184
D524,204	S	*	7/2006	Beigel	.....	D12/184
D545,255	S	*	6/2007	Angelo	.....	D12/173
D563,853	S	*	3/2008	Rosen	.....	D12/173
D566,635	S	*	4/2008	Rosen	.....	D12/173
D597,908	S	*	8/2009	Raghavendran	.....	D12/181
D612,309	S	*	3/2010	Beigel	.....	D12/184
D615,472	S	*	5/2010	Maher	.....	D12/196
D647,016	S	*	10/2011	Medina	.....	D12/181
D697,844	S	*	1/2014	Conway	.....	D12/184
D697,845	S	*	1/2014	Conway	.....	D12/184
D697,846	S	*	1/2014	Conway	.....	D12/184
D702,606	S	*	4/2014	Conway	.....	D12/184
D774,104	S	*	12/2016	Underhill	.....	D15/28
D784,886	S	*	4/2017	Smith	.....	D12/196
D786,158	S	*	5/2017	Ito	.....	D12/184
D786,753	S	*	5/2017	Conway	.....	D12/184
D786,754	S	*	5/2017	Conway	.....	D12/184
D791,657	S	*	7/2017	Ito	.....	D12/184
D794,088	S	*	8/2017	Underhill	.....	D15/28
D813,752	S	*	3/2018	Yates	.....	D12/169
D819,519	S	*	6/2018	Whitla	.....	D12/169
D845,186	S	*	4/2019	Koo	.....	D12/169
D848,911	S	*	5/2019	De Leon	.....	D12/169
2008/0169636	A1	*	7/2008	Lee	.....	B62D 25/18 280/851

OTHER PUBLICATIONS

Peterbilt 579 Fender Extension II, Published date unavailable [online], [retrieved on Aug. 1, 2021], Retrieved from the Internet: <https://www.vanderhaags.com/detailview.php?part=24926768> (Year: 2021).\*

Kenworth T370 Fender Extension, Published date unavailable [online], [retrieved on Aug. 1, 2021], Retrieved from the Internet: <https://www.vanderhaags.com/detailview.php?part=24950528> (Year: 2021).\*

Kenworth T880 Fender Extension, Published date unavailable [online], [retrieved on Aug. 1, 2021], Retrieved from the Internet: <https://www.vanderhaags.com/detailview.php?part=25052405> (Year: 2021).\*

“T800,” Kenworth Truck Company, 2002, 32-page brochure.

“T800,” Kenworth Truck Company, 2003, 32-page brochure.

“T800,” Kenworth Truck Company, 2005, 28-page brochure.

“T800,” Kenworth Truck Company, 2009, 28-page brochure.

“T800B,” Kenworth Truck Company, 1993, 8-page brochure.

Peterbilt Motors Company, “The Working Class,” Sep. 1976, 6-page brochure.

“The World’s Best,” Kenworth Truck Company, 1992, 12-page brochure.

“W900,” Kenworth Truck Company, 1996, 7-page brochure.

“W900,” Kenworth Truck Company, 2002, 32-page brochure.

“W900,” Kenworth Truck Company, 2005, 28-page brochure.

“W900,” Kenworth Truck Company, 2009, 28-page brochure.

Kenworth Truck Company, “W900L AeroCab,” 1994, 2-page brochure.

Kenworth Truck Company, “AeroCab,” 1993, 5-page brochure.

“AeroCab,” Kenworth Truck Company, as early as 1995, 3-page brochure.

“C500B,” Kenworth Truck Company, as early as 1990, 4-page brochure.

Peterbilt Motors Company, “Class Pays, Medium Duty,” Sep. 2000, 12-page brochure.

“Class Pays, Truck Models,” Peterbilt Motors Company, Mar. 2005, 24-page brochure.

“Class Pays,” Peterbilt Motors Company, Nov. 1998, 10-page brochure.

Peterbilt Motors Company, “Class Pays,” Sep. 1997, 10-page brochure.

“Class Pays, Construction Trucks,” Peterbilt Motors Company, Nov. 2003, 16-page brochure.

“Kenworth Truck Models,” Kenworth Truck Company, 2010, 16-page brochure.

Peterbilt Motors Company, “Model 330,” Oct. 1997, 3-page brochure.

Peterbilt Motors Company, “Model 379,” Apr. 2005, 2-page brochure.

Peterbilt Motors Company, “Model 379,” Mar. 1996, 5-page brochure.

Peterbilt Motors Company, “Rest with Class,” Apr. 1978, 4-page brochure.

“T170 Class 5,” Kenworth Truck Company, 2008, 4-page brochure.

“T270 Class 6 and T370 Class 7,” Kenworth Truck Company, 2008, 6-page brochure.

“T270 Class 6 and T3 70 Class 7,” Kenworth Truck Company, 2009, 6-page brochure.

“T270 Class 6 and T3 70 Class 7 Hybrid,” Kenworth Truck Company, 2009, 6-page brochure.

“T680,” Kenworth Truck Company, 2013, 34-page brochure.

“T680,” Kenworth Truck Company, 2016, 34-page brochure.

“T880,” Kenworth Truck Company, 2017, 32-page brochure.

“Model 579,” Peterbilt Motors Company, Oct. 2013, 13-page brochure.

“Medium Duty,” Peterbilt Motors Company, 2013, 9-page brochure.

“On-Highway,” Peterbilt Motors Company, 2013, 13-page brochure.

“Vocational,” Peterbilt Motors Company, 2013, 11-page brochure.

“T440,” Kenworth Truck Company, 2010, 6-page brochure.

“T470,” Kenworth Truck Company, 2010, 6-page brochure.

“T470H,” Kenworth Truck Company, 2009, 2-page brochure.

“Model 220,” Peterbilt Motors Company, 2019, 2-page brochure.

“220EV,” Peterbilt Motors Company, 2020, 5-page brochure.

“Model 337,” Peterbilt Motors Company, 2020, 2-page brochure.

“Model 389,” Peterbilt Motors Company, 2019, 2-page brochure.

“Model 348,” Peterbilt Motors Company, 2019, 2-page brochure.

“Model 520,” Peterbilt Motors Company, 2019, 2-page brochure.

“Model 567,” Peterbilt Motors Company, 2020, 16-page brochure.

“567 Heritage,” Peterbilt Motors Company, 2017, 2-page brochure.

“Model 579,” Peterbilt Motors Company, 2019, 28-page brochure.

“C500,” Kenworth Truck Company, 2012, 2-page brochure.

“T680,” Kenworth Truck Company, 2019, 40-page brochure.

“T800,” Kenworth Truck Company, 2012, 28-page brochure.

“T440/T470,” Kenworth Truck Company, 2015, 8-page brochure.

“K270E/K370E,” Kenworth Truck Company, 2020, 4-page brochure.

“T170/T270/T3 70,” Kenworth Truck Company, 2019, 16-page brochure.

“K270/K370,” Kenworth Truck Company, 2014, 12-page brochure.

“W990,” Kenworth Truck Company, 2018, 32-page brochure.

“T880,” Kenworth Truck Company, 2019, 36-page brochure.

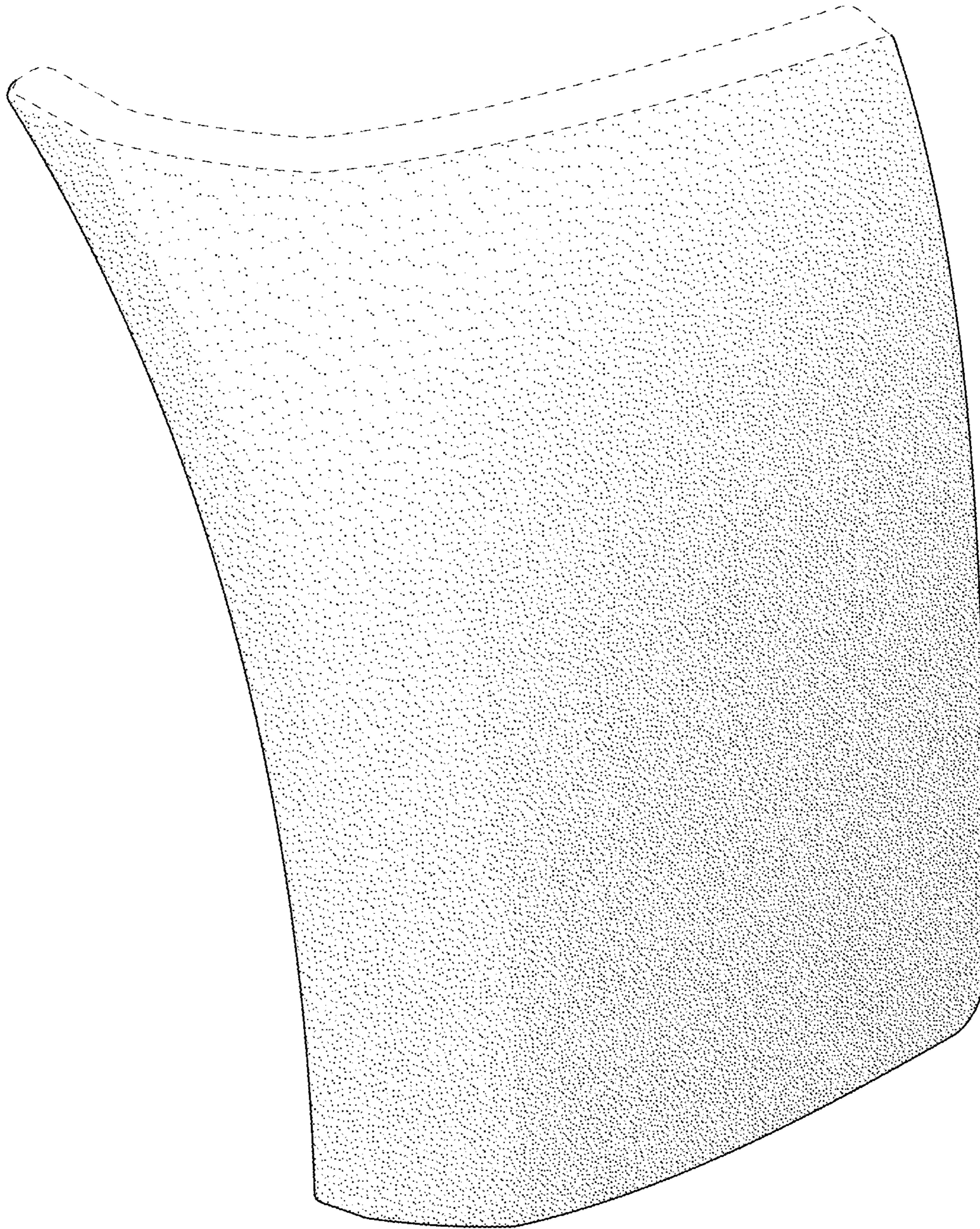
“Model 367,” Peterbilt Motors Company, <https://www.peterbilt.com/trucks/vocational/model-367>, retrieved Nov. 20, 2020, 12 pages.

“Model 365,” Peterbilt Motors Company, <https://www.peterbilt.com/trucks/vocational/model-365>, retrieved Nov. 20, 2020, 11 pages.


“Model 325,” Peterbilt Motors Company, <https://www.peterbilt.com/trucks/medium-duty/model-325>, retrieved Nov. 20, 2020, 12 pages.

\* cited by examiner





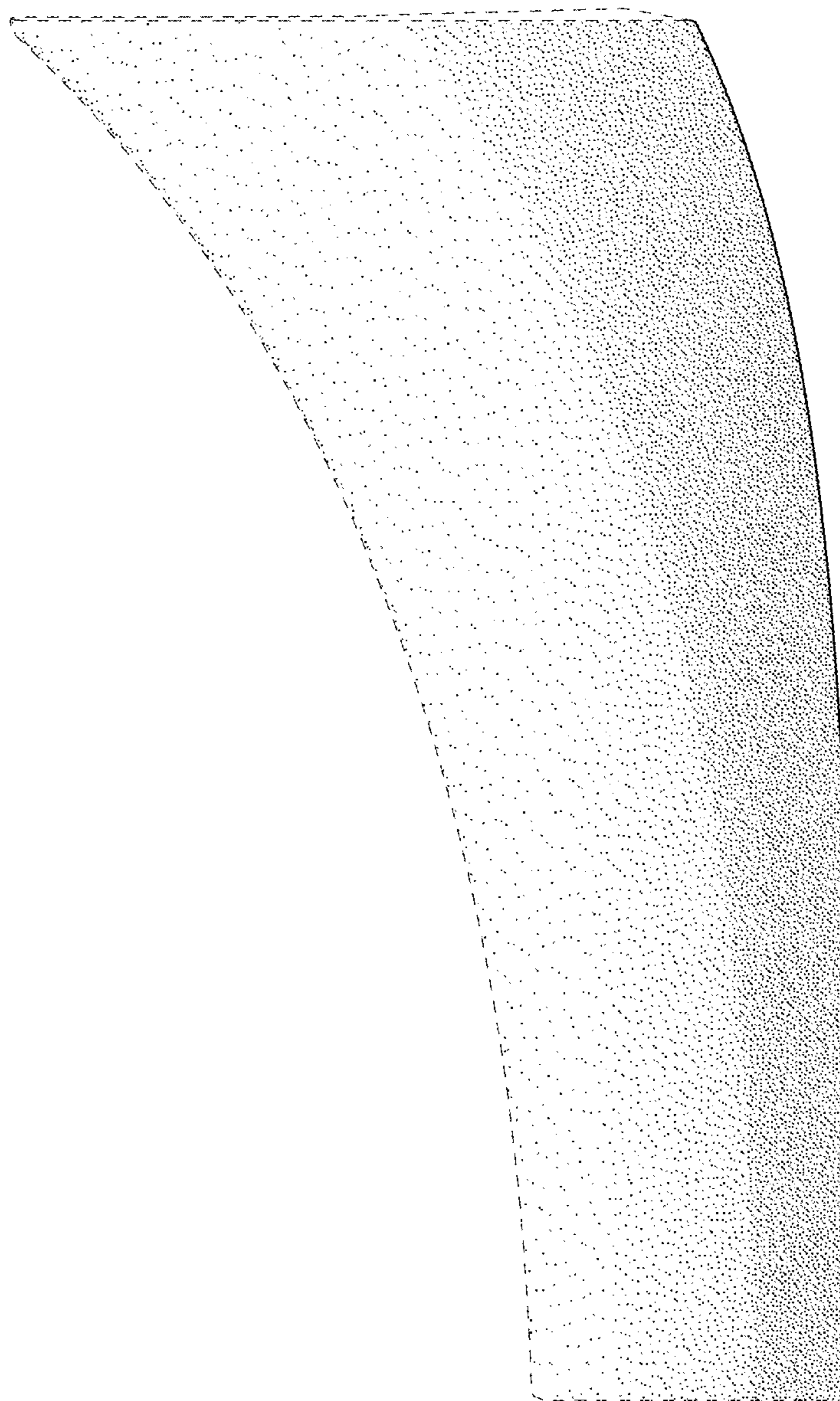
***FIG. 1***



***FIG. 2***

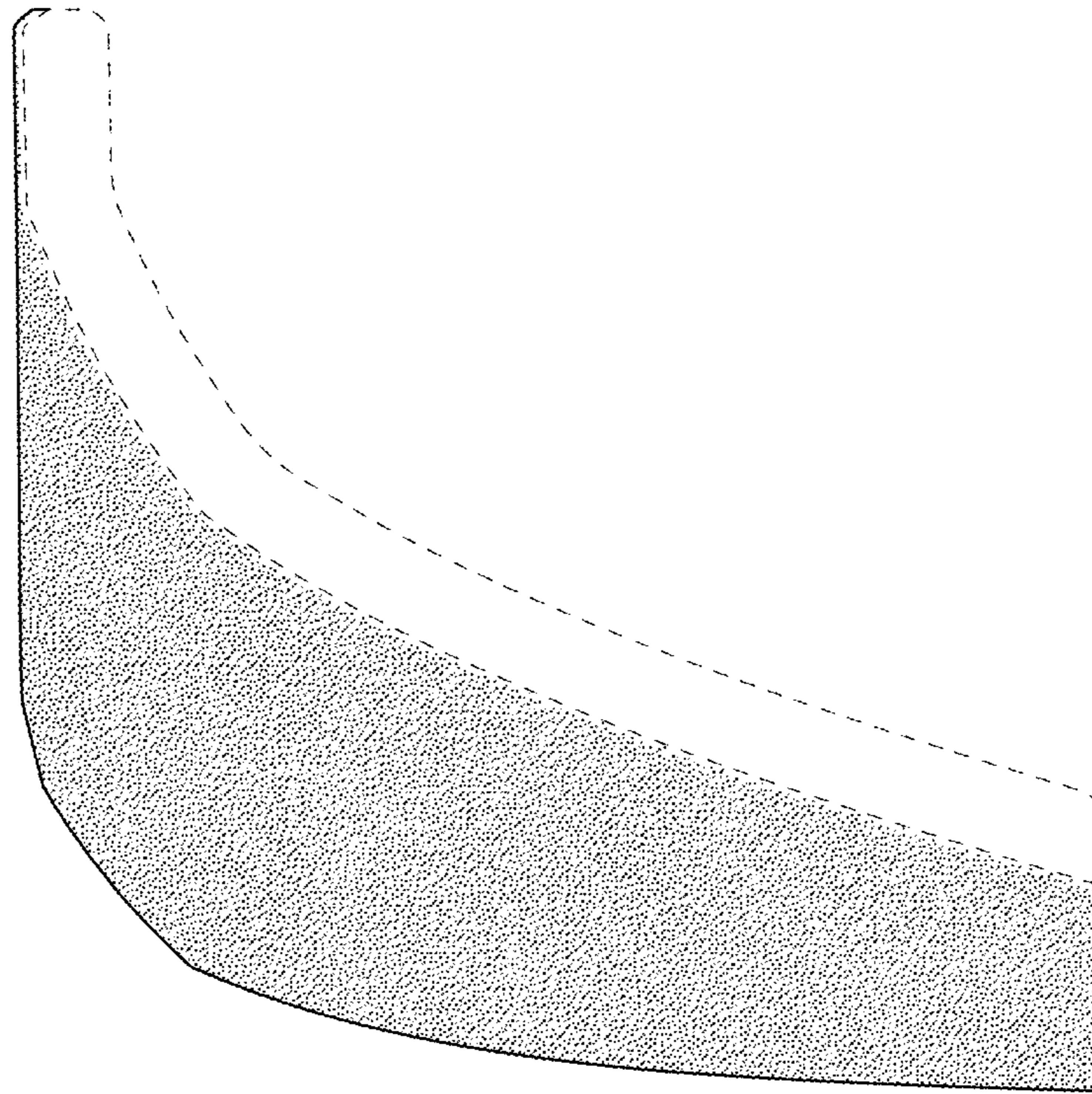


***FIG. 3***

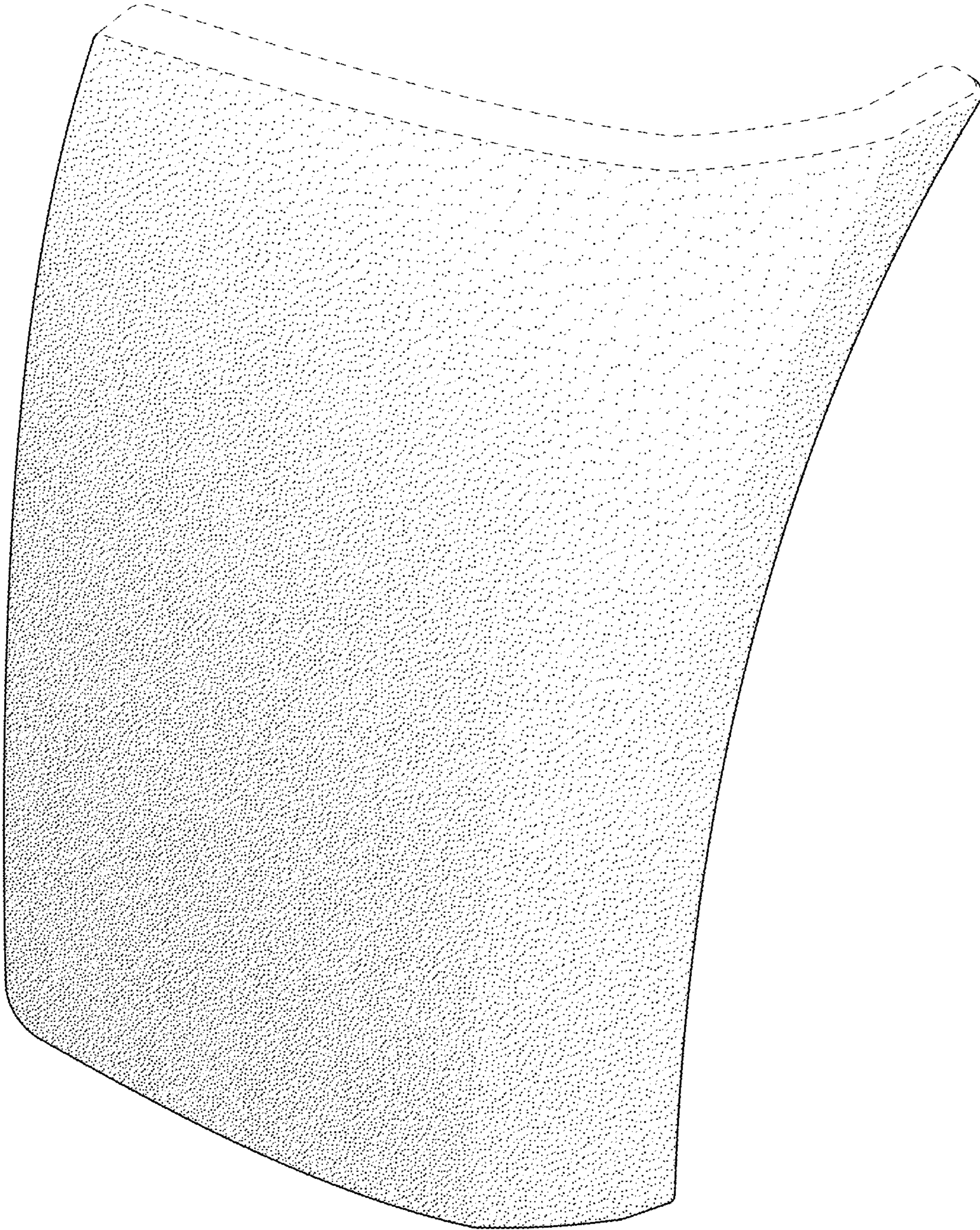


***FIG. 4***






***FIG. 5***




***FIG. 6***



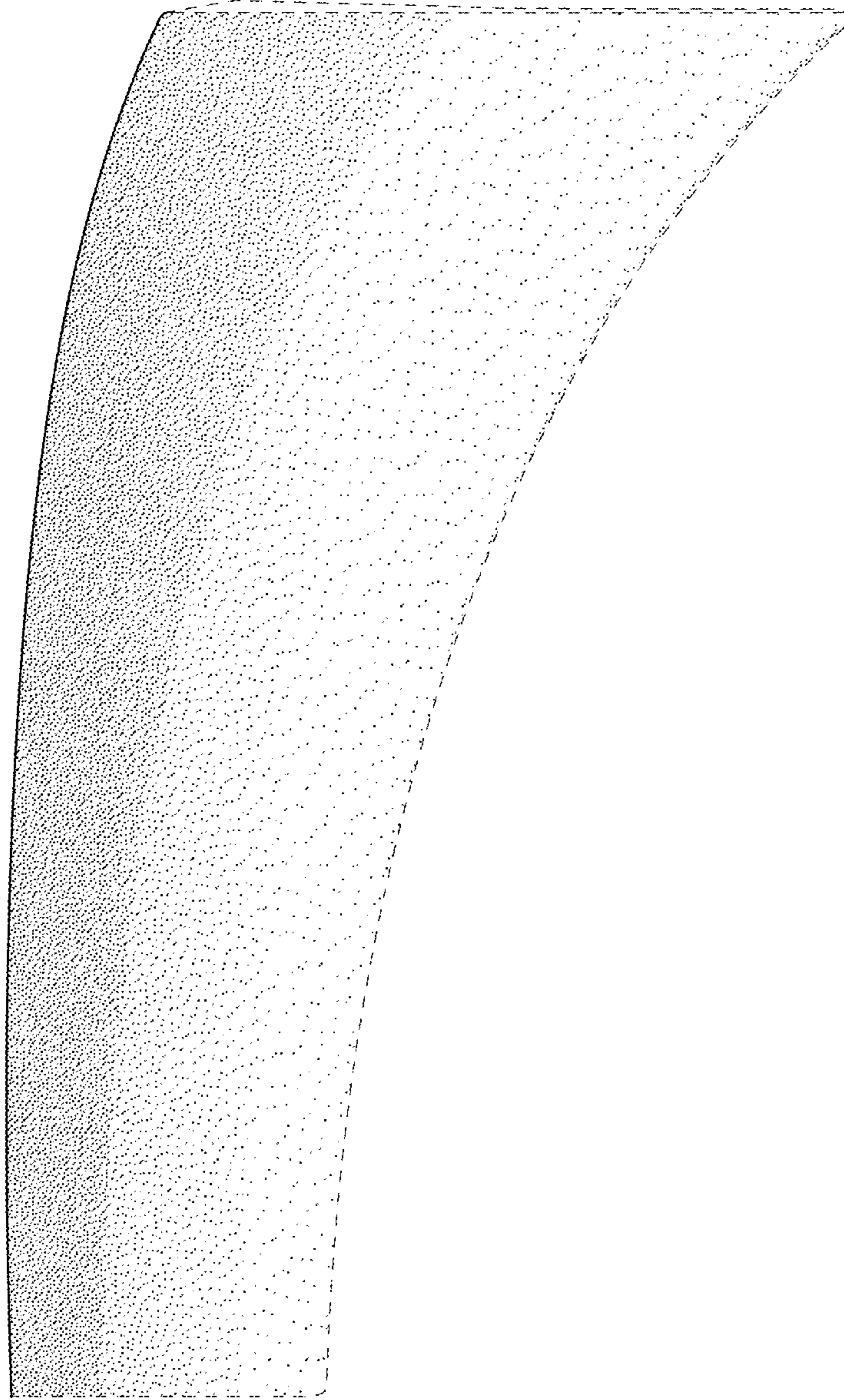


***FIG. 7***

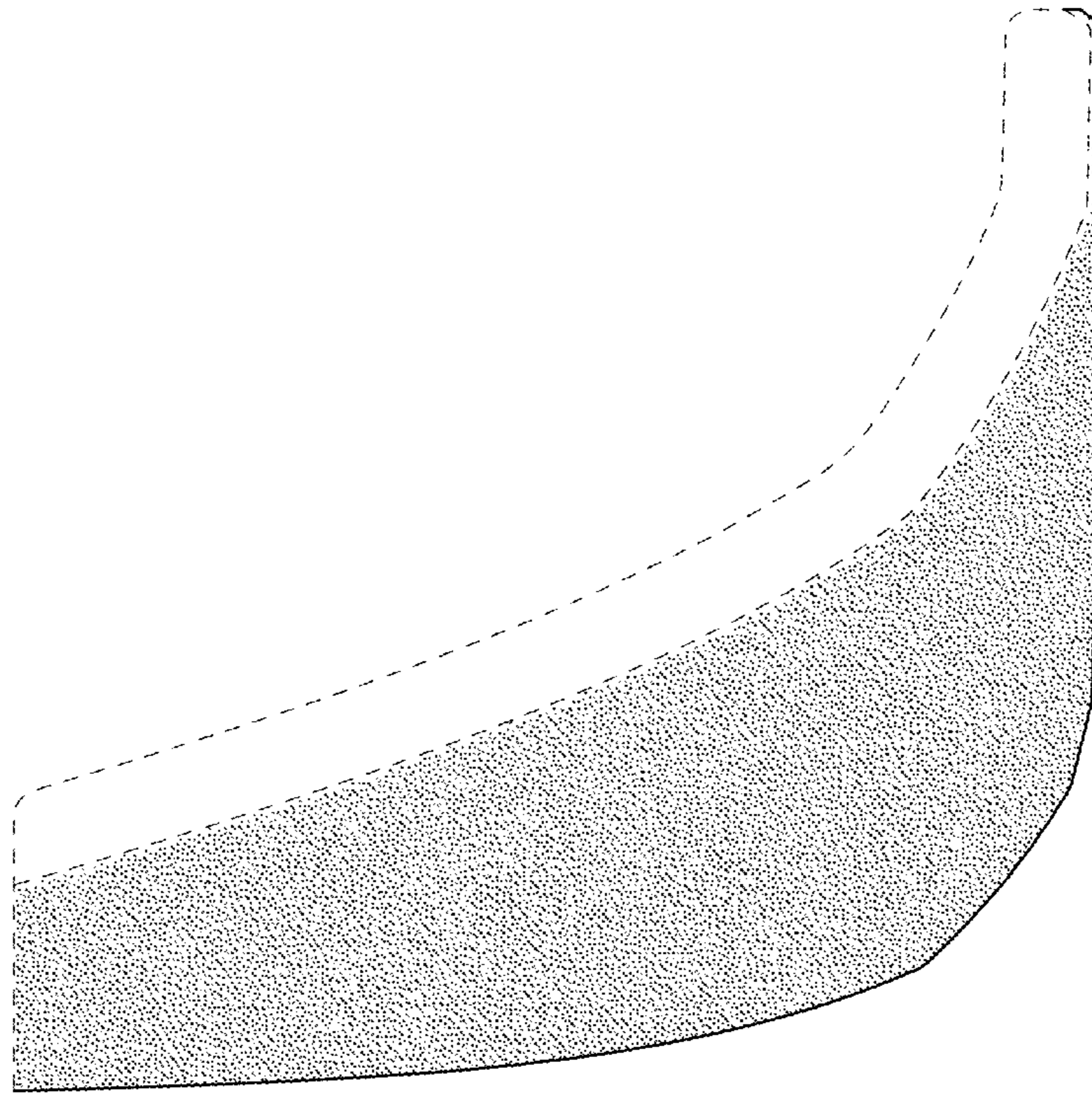


***FIG. 8***





***FIG. 9***



***FIG. 10***