



US00D960735S

(12) **United States Design Patent** (10) **Patent No.:** **US D960,735 S**
Patry (45) **Date of Patent:** **** Aug. 16, 2022**

(54) **PORTABLE TEST INSTRUMENT**
(71) Applicant: **EXFO Inc.**, Quebec (CA)
(72) Inventor: **Olivier Patry**, Montreal (CA)
(73) Assignee: **EXFO INC.**
(**) Term: **15 Years**
(21) Appl. No.: **29/761,056**
(22) Filed: **Dec. 7, 2020**
(51) **LOC (13) Cl.** **10-05**
(52) **U.S. Cl.**
USPC **D10/78**
(58) **Field of Classification Search**
USPC D10/78, 70, 80, 75, 65, 46, 103;
D14/238.1, 238, 155, 230, 240, 242, 437,
D14/436, 435, 359, 358, 357, 356, 243,
D14/158, 168, 250, 258, 137, 420;
D13/137.2, 110, 137.1
CPC H04W 16/18; H04W 16/20; H04W 24/00;
H04W 24/02; H04W 24/04; H04W 24/06;
H04W 24/08; H04W 24/10; H04W 84/18;
H04W 84/20; H04W 84/22; G01C
22/006; G01C 22/00; G01C 3/22; G01C
13/008; G01C 3/02; G01C 21/20; G01C
22/02; G01C 23/005; G01C 3/00; G01C
3/12; G01C 5/06; G01B 3/12; G01B
5/0023; G01B 7/02; G01B 3/02; G01B
3/1046; G01B 3/1084; G01B 5/00; G01B
2003/1025; G01B 2003/103; G01B
2003/1035; G01B 2003/1064; G01B 3/04;
G01B 3/1005; G01B 3/1043; G01B
3/1056; G01B 3/1089; G01B 3/11; G01B
3/16; G01B 3/30; G01B 5/0002; G01B
5/0011; G01B 5/003; G01B 5/004; G01B
5/02; G01B 5/061; G01B 5/207; B25F
1/00;

(Continued)

(56) **References Cited**
U.S. PATENT DOCUMENTS
D431,557 S * 10/2000 Lutz, Jr. D14/242
D692,335 S * 10/2013 Waaler D10/81
(Continued)

FOREIGN PATENT DOCUMENTS
CN 305471214 * 12/2019

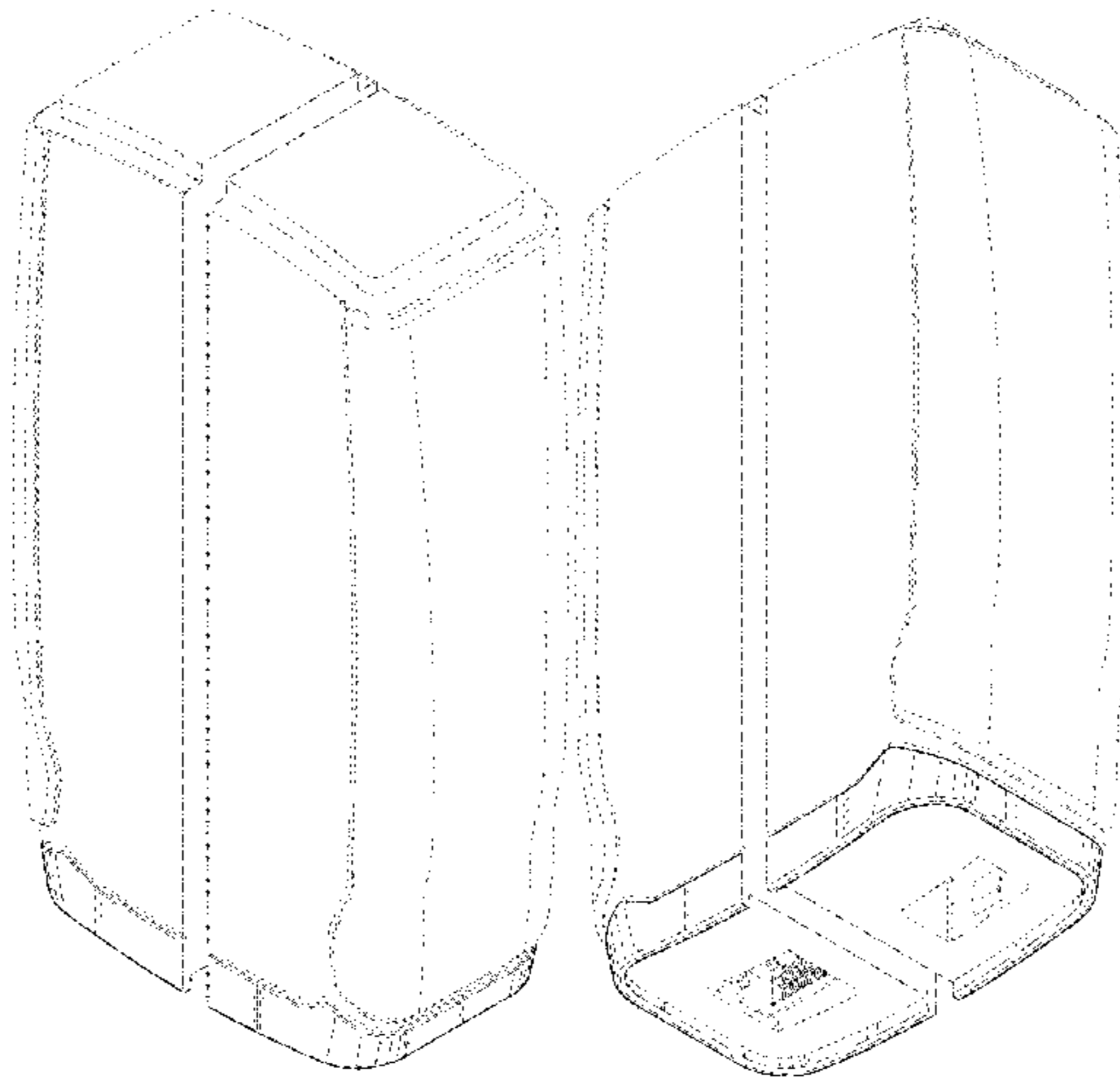
OTHER PUBLICATIONS
Meet the only PON-aware power meter (GPON & EPON) publi-
cation date Nov. 30, 2017, (online) URL:[https://www.youtube.com/
watch?v=nGINjqfeauw](https://www.youtube.com/watch?v=nGINjqfeauw) (Year: 2017).*
(Continued)

Primary Examiner — George D. Kirschbaum
Assistant Examiner — Antoinette Martine Suiter

(57) **CLAIM**
The ornamental design for a portable test instrument, as
shown and described.

DESCRIPTION
FIG. 1 is a top front perspective view of a portable test
instrument showing the new design;
FIG. 2 is a bottom rear perspective view thereof;
FIG. 3 is a front elevation view thereof;
FIG. 4 is a rear elevation view thereof;
FIG. 5 is a left-side elevation view thereof;
FIG. 6 is a right-side elevation view thereof;
FIG. 7 is a top plan view thereof; and,
FIG. 8 is a bottom plan view thereof.
The portions shown in broken lines, represented as dashed
lines, depict environmental structure only and do not form
part of the claimed design.
The broken lines represented as dot-dash lines, crossing the
article, depict break lines which form no part of the claimed

(Continued)



design. The appearance of any portion of the article between the dot-dash lines forms no part of the claimed design.

1 Claim, 8 Drawing Sheets

(58) **Field of Classification Search**

CPC B25H 7/00; B27B 27/02; G01K 11/20;
G01P 3/50

See application file for complete search history.

(56)

References Cited

U.S. PATENT DOCUMENTS

D700,579 S * 3/2014 Mobbs D13/137.1
D714,171 S * 9/2014 Hoofnagle D10/78
D723,400 S * 3/2015 Marzynski D10/78
D727,762 S * 4/2015 Kisner D10/81
D754,554 S * 4/2016 Richer D10/78

D772,740 S * 11/2016 Elrod D10/78
D776,614 S * 1/2017 Sohnholz D13/110
D780,609 S * 3/2017 Richer D10/76
D806,591 S * 1/2018 Marzette, Jr. D10/78
D821,235 S * 6/2018 Howell D10/78
D850,952 S * 6/2019 Tsukamaki D10/78
D865,548 S 11/2019 Gaucher et al.
D865,549 S 11/2019 Gaucher et al.
D875,578 S 2/2020 Simard
D883,825 S * 5/2020 Gaucher D10/80
11,022,520 B2 * 6/2021 Simard G01J 1/0271

OTHER PUBLICATIONS

EXFO, Optical Power Expert, Spec Sheet, Jul. 2020, 8 pages.
EXFO, PPM-350D PON Power Meter, Spec Sheet, Apr. 2019, 5 pages.
EXFO, EX1 Test and Monitoring Solution, Spec Sheet, Mar. 2019, 7 pages.
EXFO, Optical Xplorer, Spec Sheet, Sep. 2019, 9 pages.

* cited by examiner

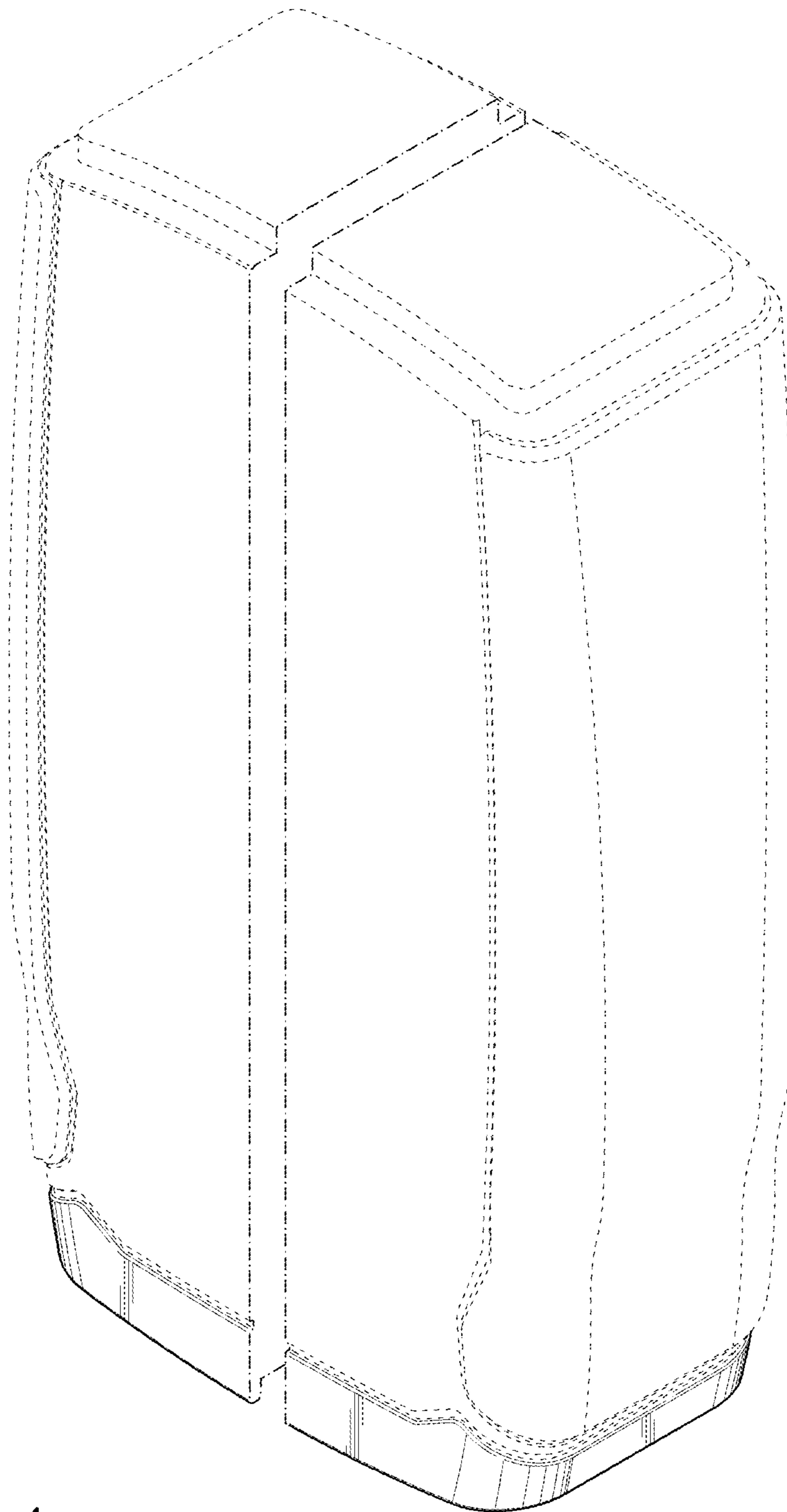


FIG. 1

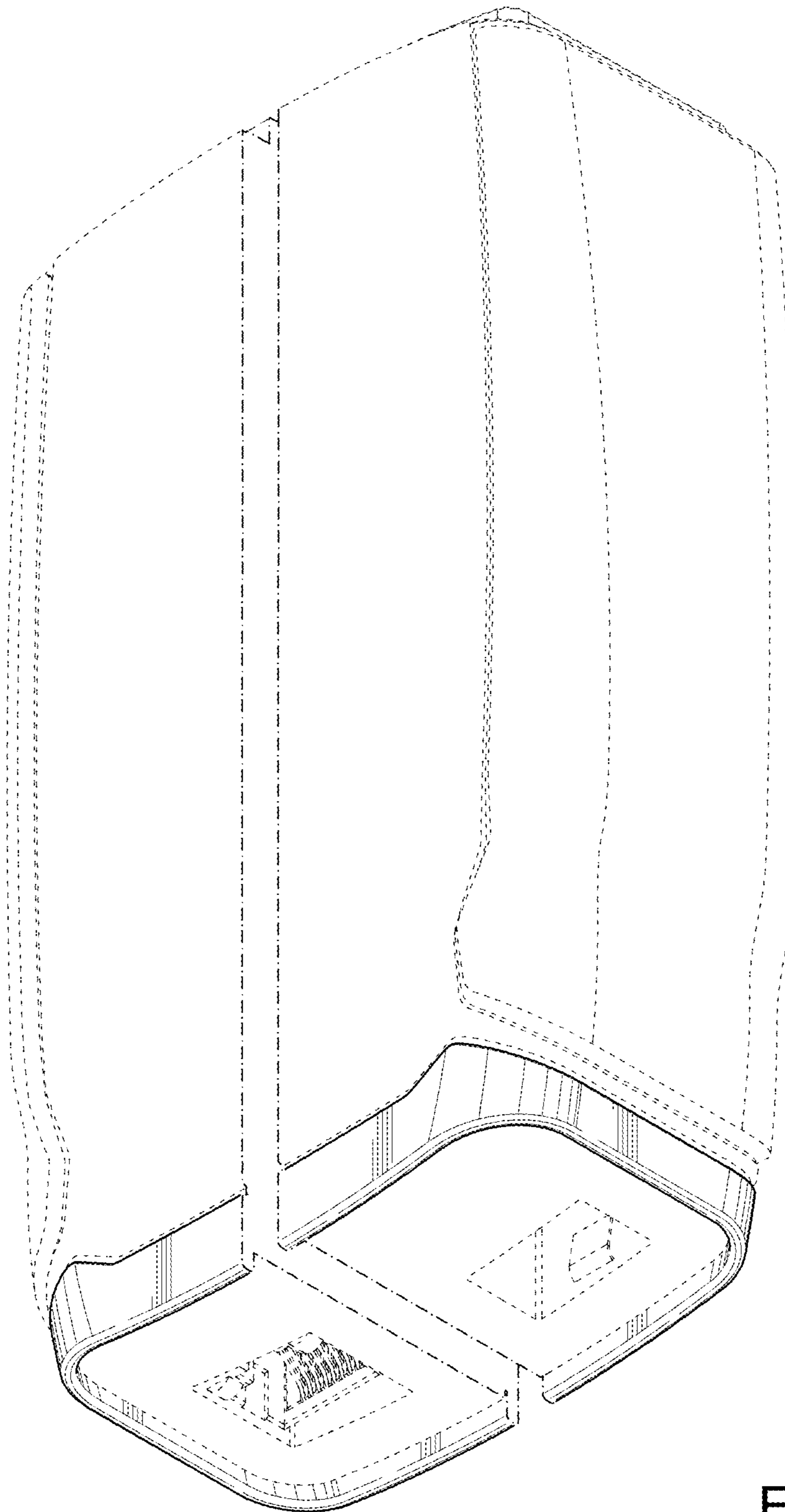


FIG. 2

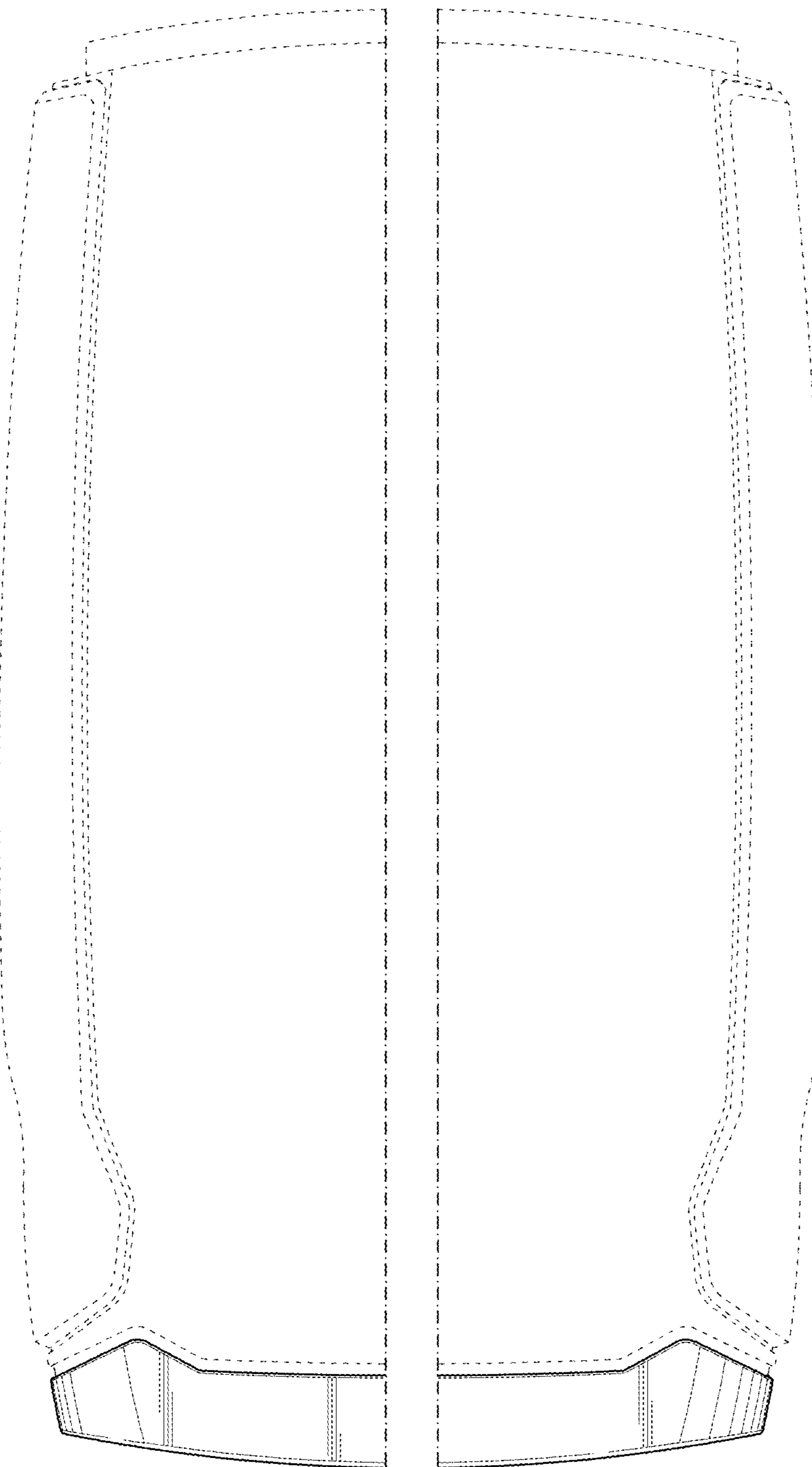


FIG. 3

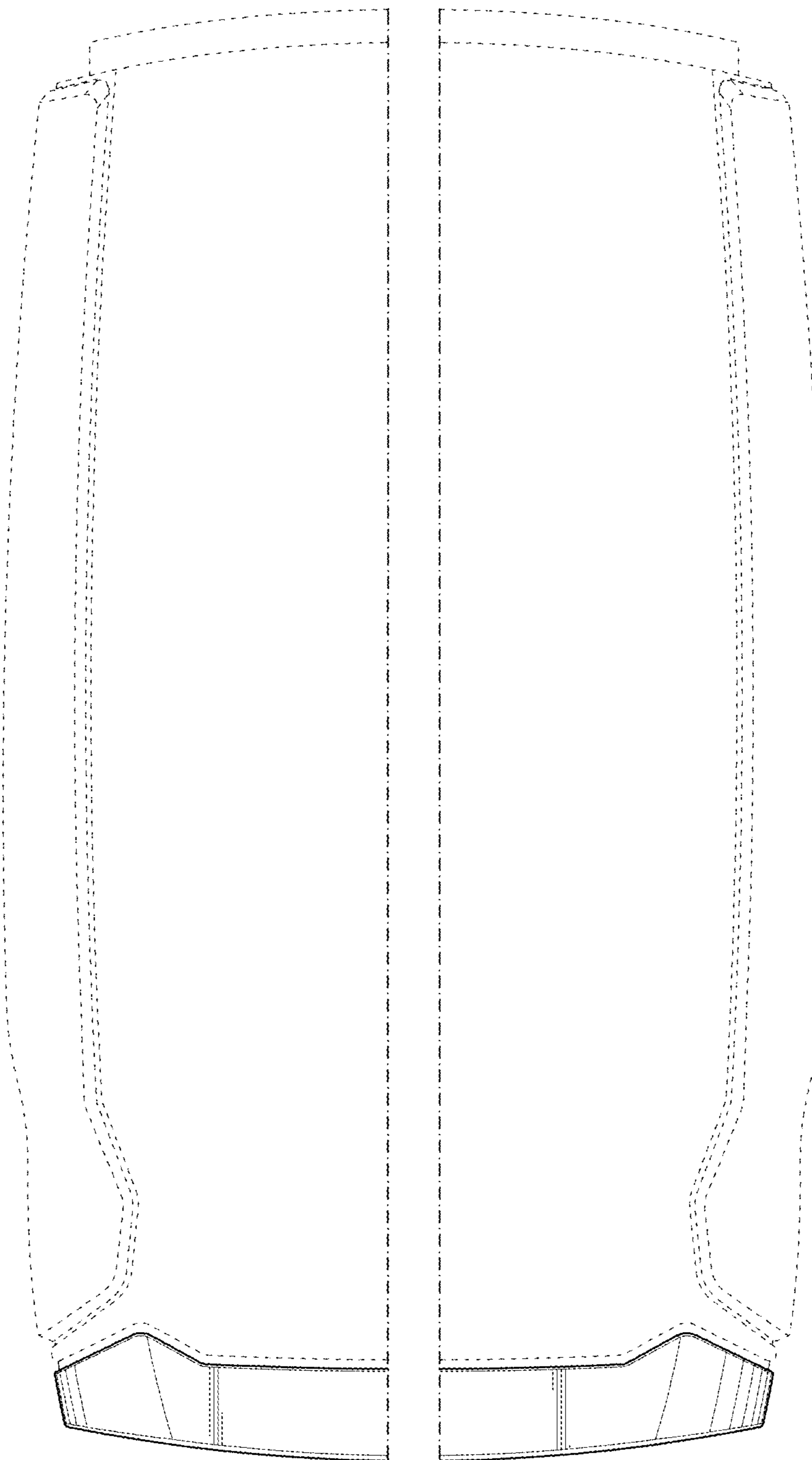


FIG. 4




FIG. 5




FIG. 6




FIG. 7

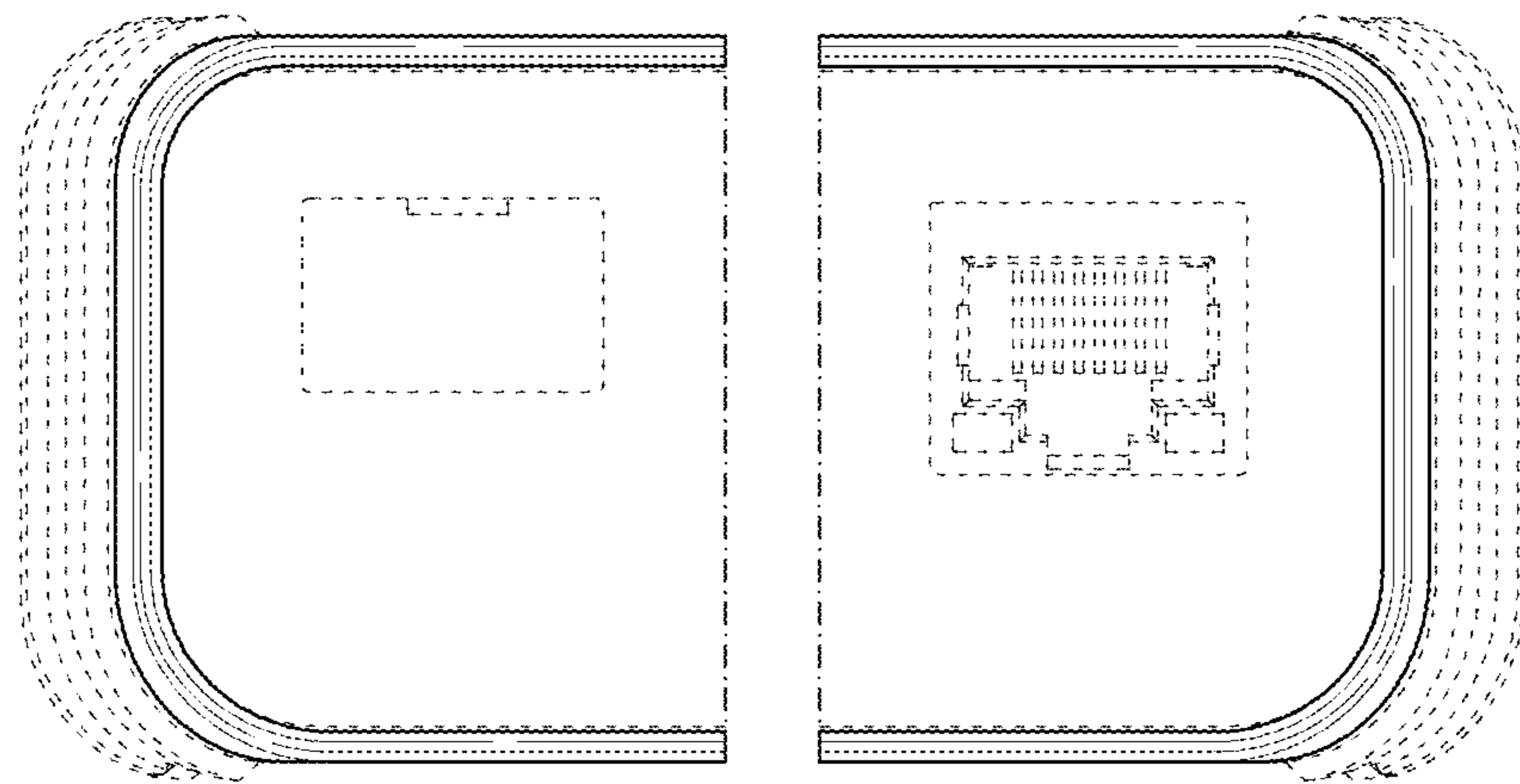


FIG. 8