



US00D960669S

(12) **United States Design Patent** (10) **Patent No.:** **US D960,669 S**
Xu (45) **Date of Patent:** **** Aug. 16, 2022**

(54) **HAIR SCISSORS**

(71) Applicant: **Kai Xu**, Jiangsu (CN)

(72) Inventor: **Kai Xu**, Jiangsu (CN)

(73) Assignee: **Zhangjiagang Tanlu Shark Tool Co., Ltd.**, Zhangjiagang (CN)

(**) Term: **15 Years**

(21) Appl. No.: **29/753,078**

(22) Filed: **Sep. 30, 2020**

(51) **LOC (13) Cl.** **08-03**

(52) **U.S. Cl.**

USPC **D8/5; D8/57**

(58) **Field of Classification Search**

USPC D8/73, 394, 72, 382, 57, 93, 5, 51-53,
D8/105, 107; D24/148, 149, 231;
D7/693; D30/158; D22/150; D28/55

CPC B25C 11/02; B25C 11/00; A61B 17/076;
A61B 17/03

See application file for complete search history.

(56) **References Cited**

U.S. PATENT DOCUMENTS

D280,019 S *	8/1985	Meyer	D8/48
D502,070 S *	2/2005	Ferman	B26B 13/12
				D8/56
D503,077 S *	3/2005	Welsh	D8/57
D526,880 S *	8/2006	Ferman	D8/56
D593,871 S *	6/2009	Schmidt	D9/721
D670,379 S *	11/2012	D’Lima	D24/133
D670,380 S *	11/2012	Sapalev	D24/133
D678,742 S *	3/2013	Iwasaki	D8/57
D680,838 S *	4/2013	Bhasin	D8/57
D680,842 S *	4/2013	Bhasin	D8/57
D753,974 S *	4/2016	Chang	D8/57
D773,268 S *	12/2016	Usman	D8/57

D816,450 S *	5/2018	Breuer	D8/57
D835,957 S *	12/2018	Chang	D8/57
D860,743 S *	9/2019	Chang	D8/57
D873,102 S *	1/2020	Ryu	D8/53
D933,439 S *	10/2021	Wu	D8/57

FOREIGN PATENT DOCUMENTS

CN	307039946	*	12/2021
CN	307123779	*	2/2022
TW	217163-0001	*	2/2022

OTHER PUBLICATIONS

Dynasty Iris, Google.com, [online], [site visited Mar. 10, 2022], Available from internet URL: <https://www.scissormall.com/economical-professional-quality-hair-cutting-shears/dynasty-iris-economical-floral-hair-cutting-shear> (Year: NA).*

Paragon II, Google.com, [online], [site visited Mar. 10, 2022], Available from internet URL: <https://arcsscissors.com/products/paragon-ii?variant=39428689657958> (Year: NA).*

* cited by examiner

Primary Examiner — Susan Bennett Hattan

Assistant Examiner — Rozita Mozaffarian

(57) **CLAIM**

The ornamental design for a hair scissors, as shown and described.

DESCRIPTION

FIG. 1 is a perspective view of a hair scissors showing my new design;

FIG. 2 is a front elevation view thereof;

FIG. 3 is a rear elevation view thereof;

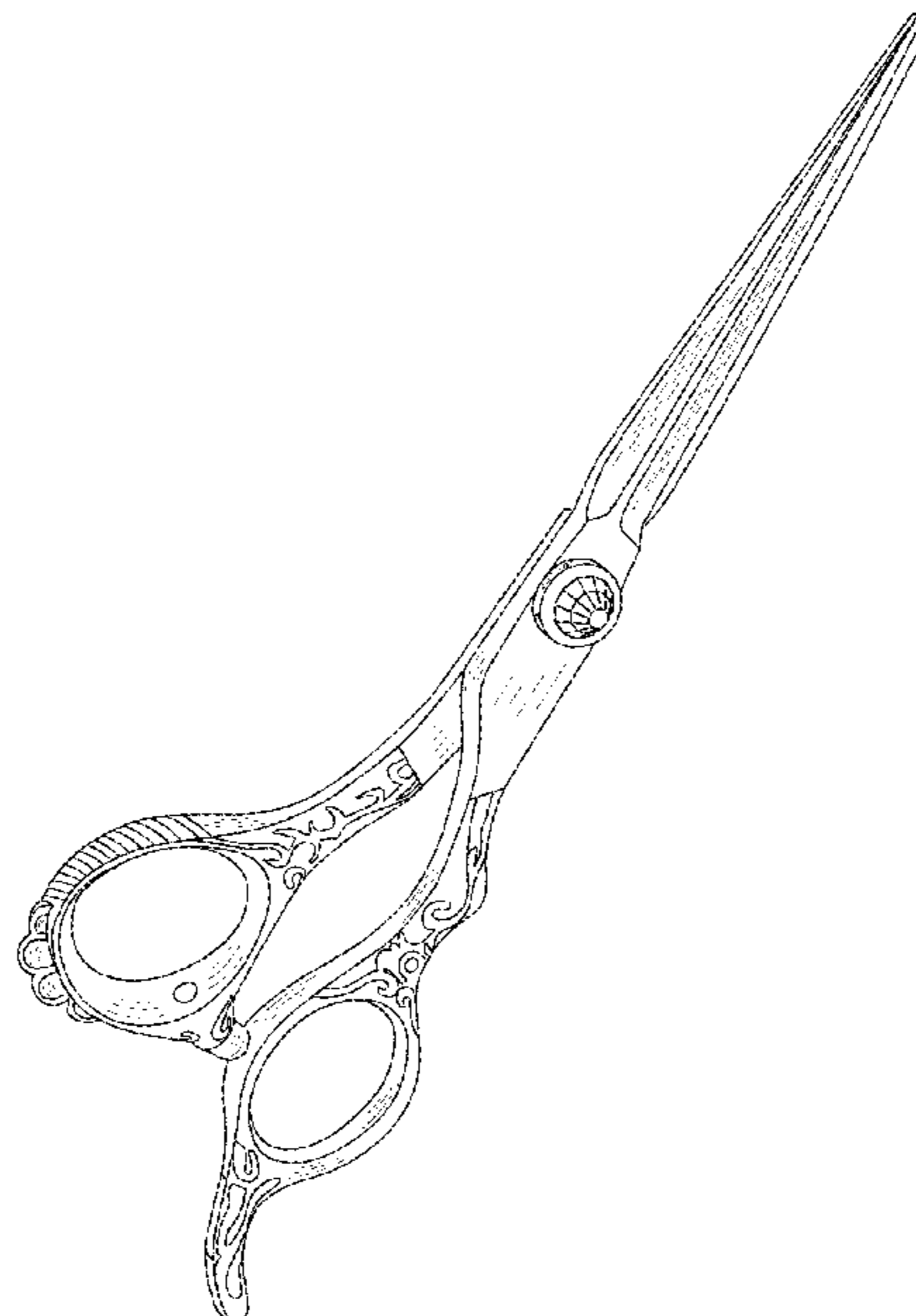
FIG. 4 is a left side elevation view thereof;

FIG. 5 is a right side elevation view thereof;

FIG. 6 is a top plan view thereof; and,

FIG. 7 is a bottom plan view thereof.

1 Claim, 7 Drawing Sheets



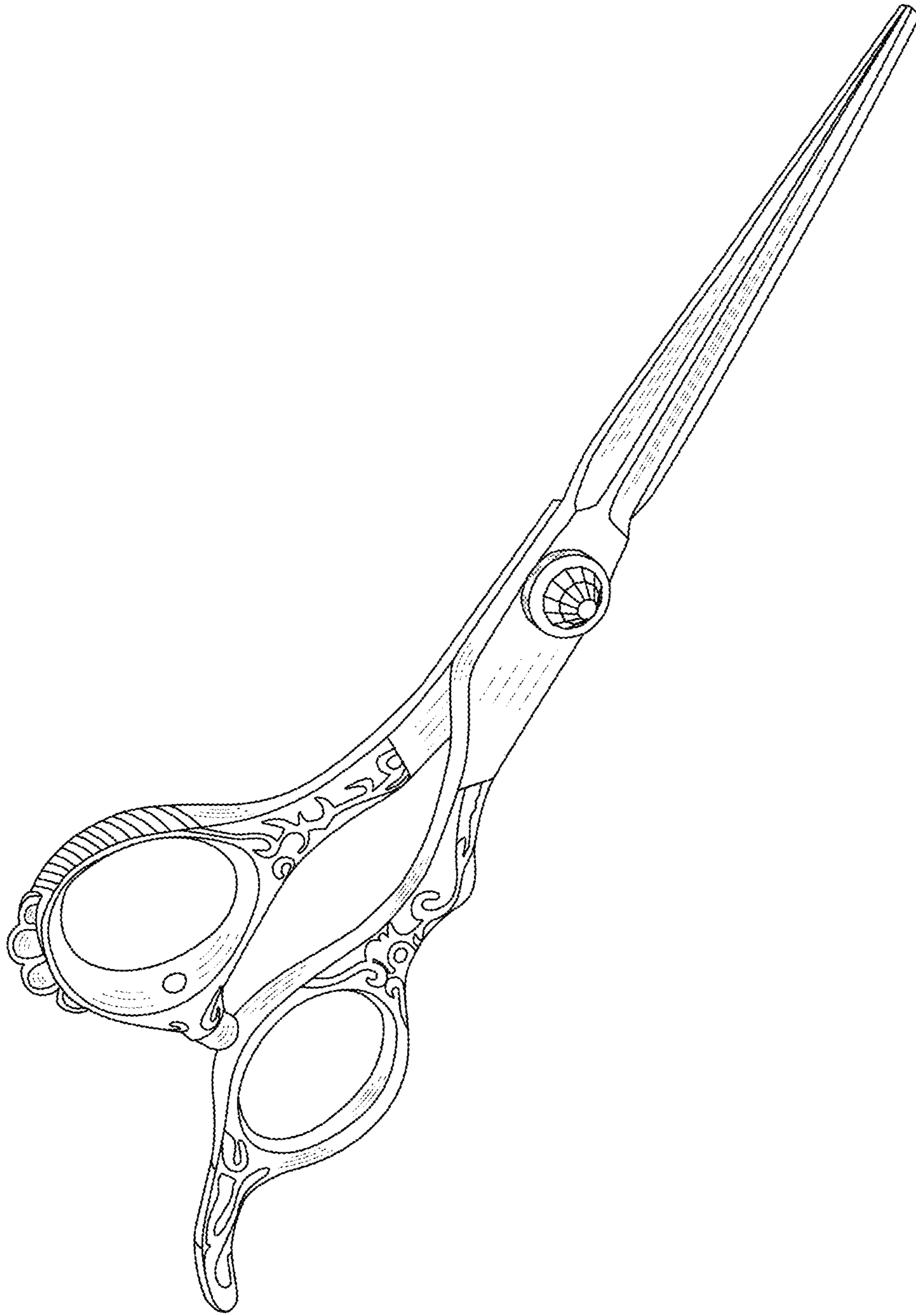


FIG.1

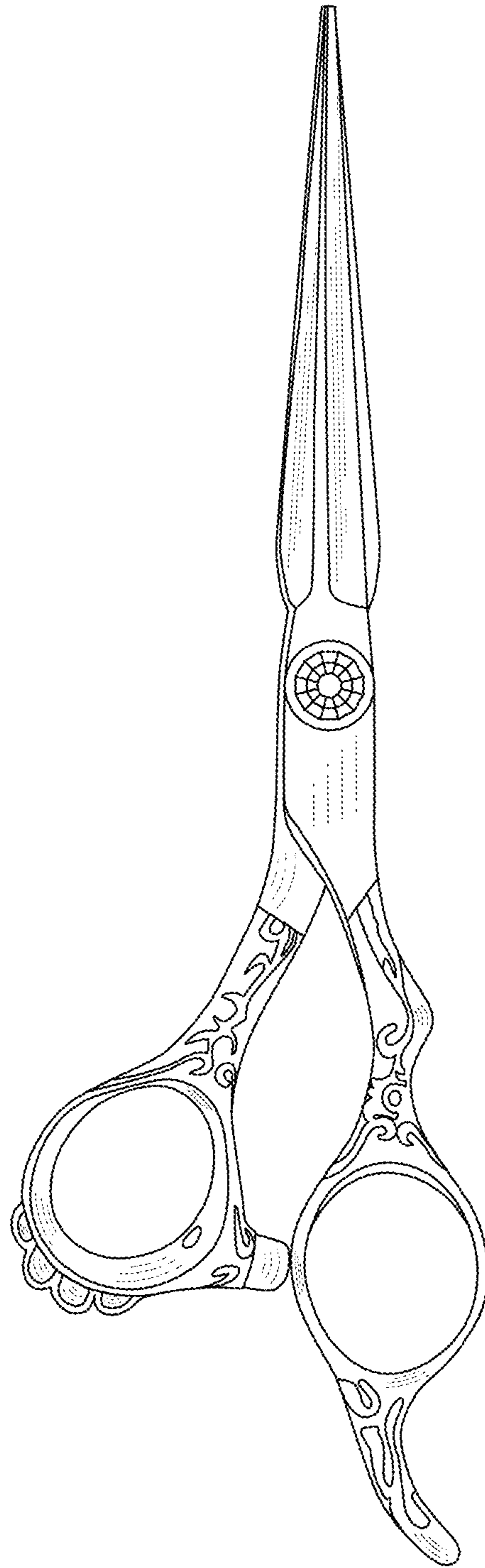


FIG.2

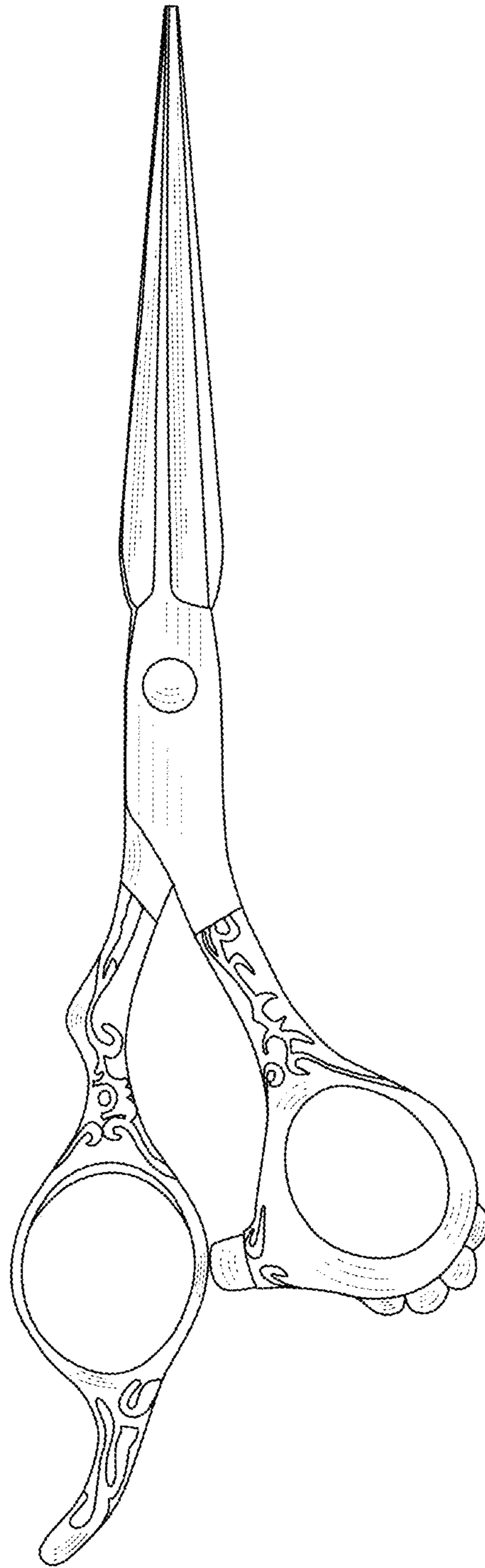


FIG.3

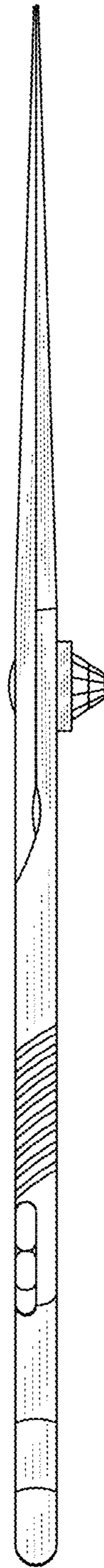


FIG.4

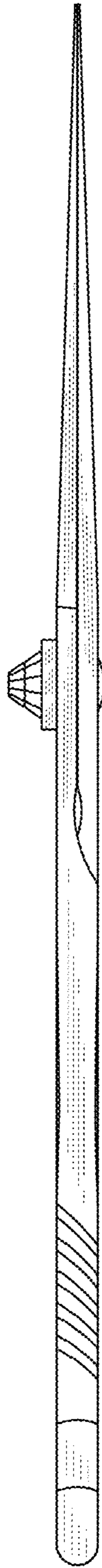


FIG.5

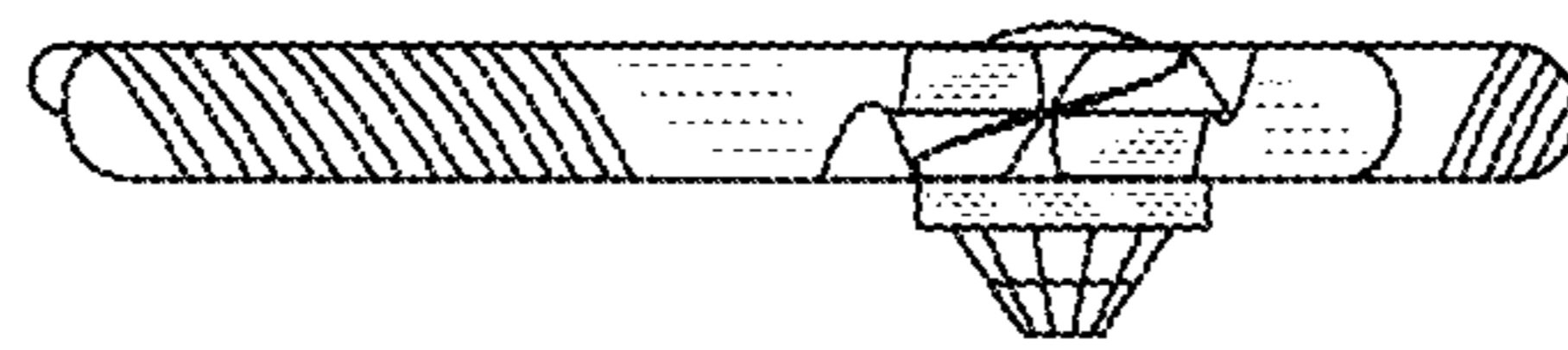


FIG.6

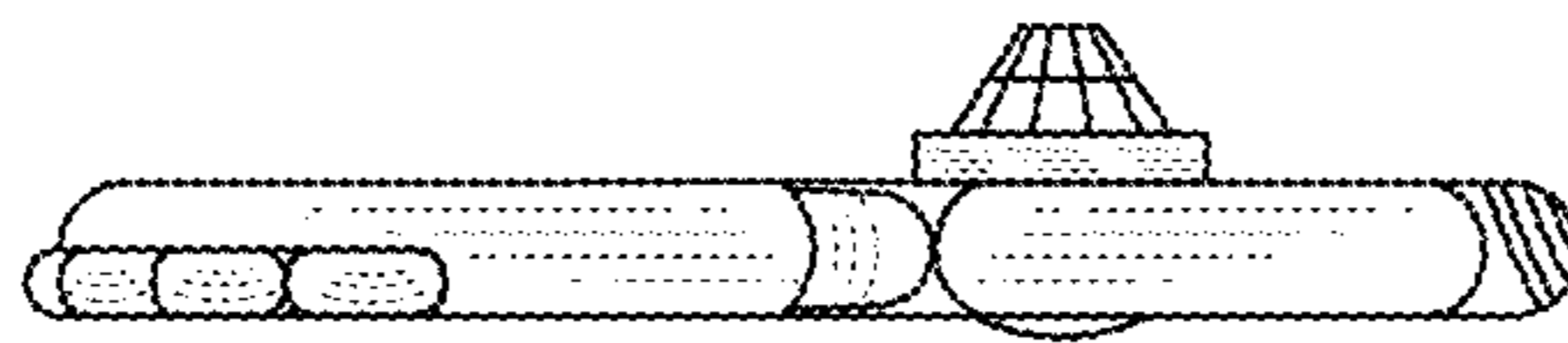


FIG. 7