

US00D960646S

(12) **United States Design Patent** (10) **Patent No.:** **US D960,646 S**
Liu et al. (45) **Date of Patent:** **** Aug. 16, 2022**

(54) **EXTENDABLE CUP WITH LID**

(71) Applicant: **MIDEA GROUP CO., LTD.**,
Guangdong (CN)

(72) Inventors: **Xian'an Liu**, Guangdong (CN);
Yuqiang Guo, Guangdong (CN)

(73) Assignee: **MIDEA GROUP CO., LTD.**, Foshan
(CN)

(**) Term: **15 Years**

(21) Appl. No.: **35/510,835**

(22) Filed: **Sep. 30, 2020**

(80) **Hague Agreement Data**
 Int. Filing Date: **Sep. 30, 2020**
 Int. Reg. No.: **DM/211316**
 Int. Reg. Date: **Sep. 30, 2020**
 Int. Reg. Pub. Date: **Nov. 27, 2020**

(30) **Foreign Application Priority Data**
 Apr. 21, 2020 (CN) 202030163809.2

(51) **LOC (13) Cl.** **07-01**

(52) **U.S. Cl.**
 USPC **D7/510**
 CPC **B65D 1/40** (2013.01)

(58) **Field of Classification Search**
 USPC D7/300.1, 510, 511, 598, 599, 600, 608,
 D7/515, 512, 532, 507, 509, 529, 531,
 D7/533, 534, 535, 536, 392.1, 296.1,
 D7/396.1, 396.2; 220/713, 715, 8
 CPC B65D 1/40; B65D 21/086; A47G 21/18;
 A47G 19/22; A47G 19/2288; A47G
 19/2205; A45F 2003/205; A47J 41/0055;
 A47J 41/0022; A47J 41/0077; A47J
 41/0088
 See application file for complete search history.

(56) **References Cited**
 U.S. PATENT DOCUMENTS

3,051,365 A * 8/1962 Sayford, Jr. B65D 25/2811
 229/117.23

3,471,058 A * 10/1969 Latham B65D 21/086
 220/8

3,955,672 A * 5/1976 Brundage A47G 19/065
 220/8

D289,961 S * 5/1987 Hentrich D7/620

D747,925 S * 1/2016 Engler D7/532

D799,266 S * 10/2017 Schroedter D7/532

D816,426 S * 5/2018 Washburn D7/608

D895,919 S * 9/2020 Stravitz D34/7

D899,192 S * 10/2020 Yu D7/510

D902,656 S * 11/2020 Tsui D7/533

11,155,383 B2 * 10/2021 Brooks B65D 47/089

(Continued)

Primary Examiner — Richard E Chilcot
 (74) *Attorney, Agent, or Firm* — Morgan, Lewis &
 Bockius LLP

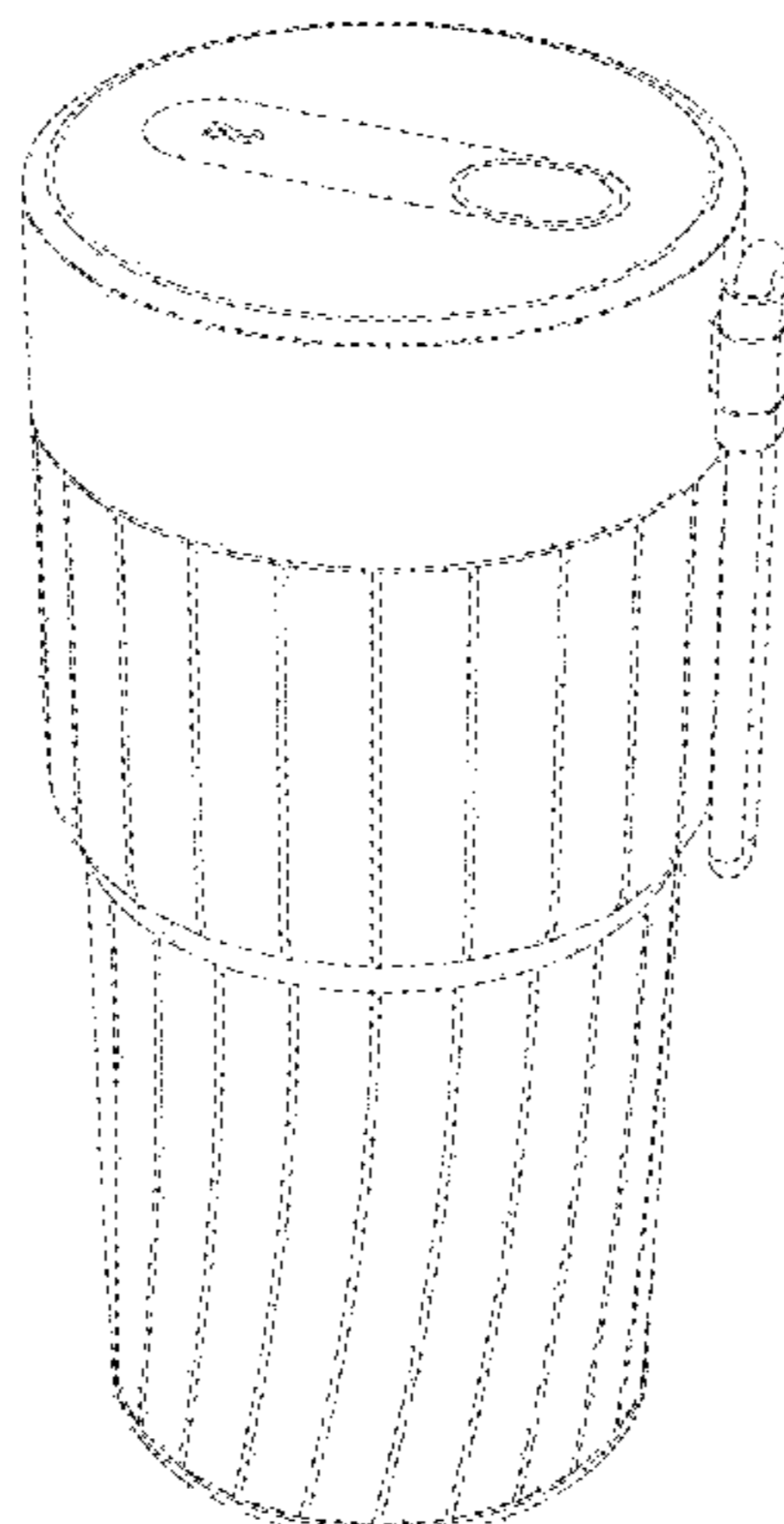
(57) **CLAIM**
 The ornamental design for an extendable cup with lid, as
 shown and described.

DESCRIPTION

1. Extendable cup with lid
 1.1 : Front
 1.2 : Back
 1.3 : Left
 1.4 : Right
 1.5 : Top
 1.6 : Bottom
 1.7 : Perspective
 1.8 : Front view 1 of state of use
 1.9 : Front view 2 of state of use

This design is an extendable cup shown in reproductions 1.1 to 1.9; reproductions 1.1 to 1.7 show the cup in a fully expanded state, while reproductions 1.8 and 1.9 show the cup in two changing states, in particular: reproduction 1.8

(Continued)



shows the cup in a partially compressed state, and reproduction 1.9 shows the cup in a completely compressed state.

1 Claim, 9 Drawing Sheets

(56)

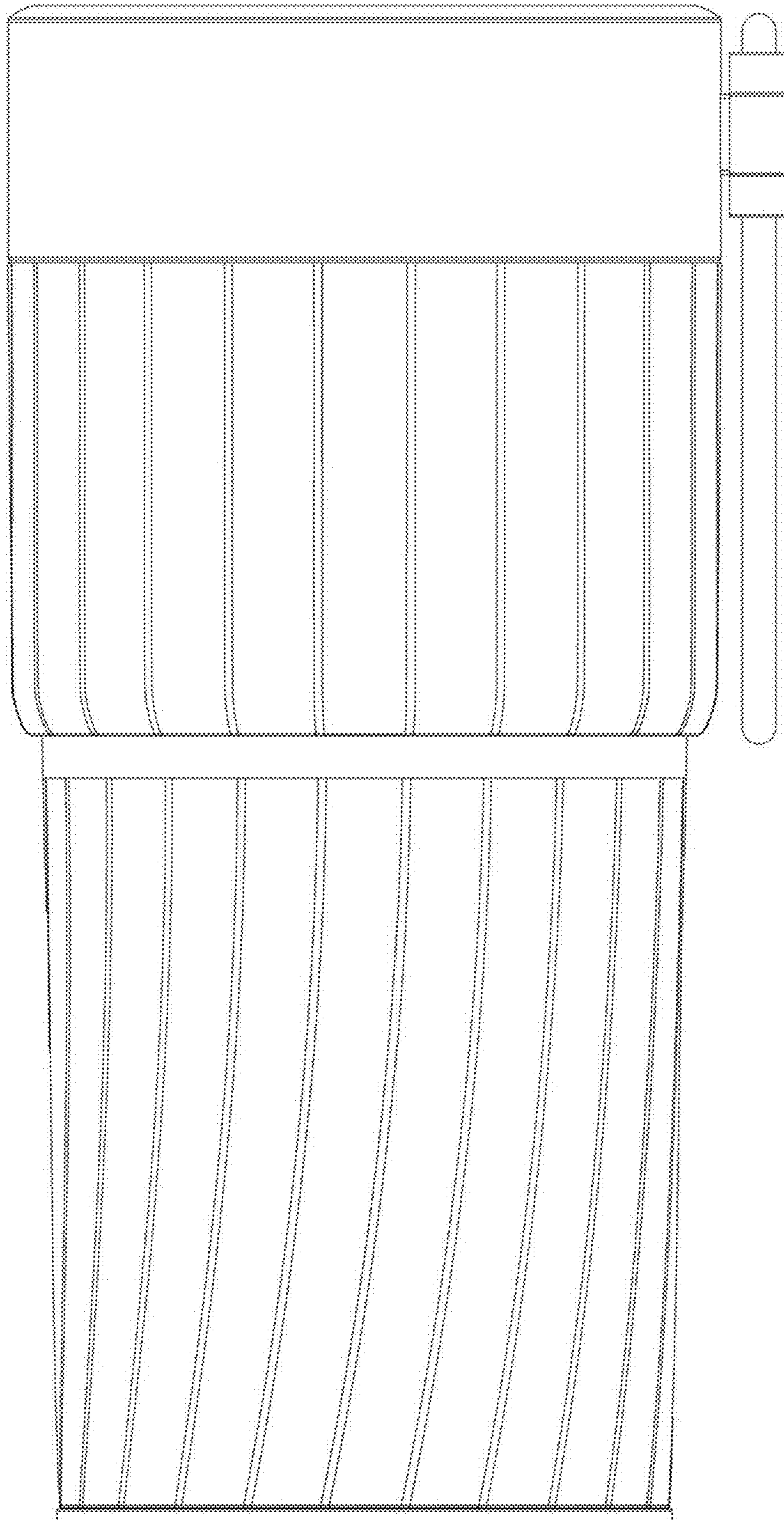
References Cited

U.S. PATENT DOCUMENTS

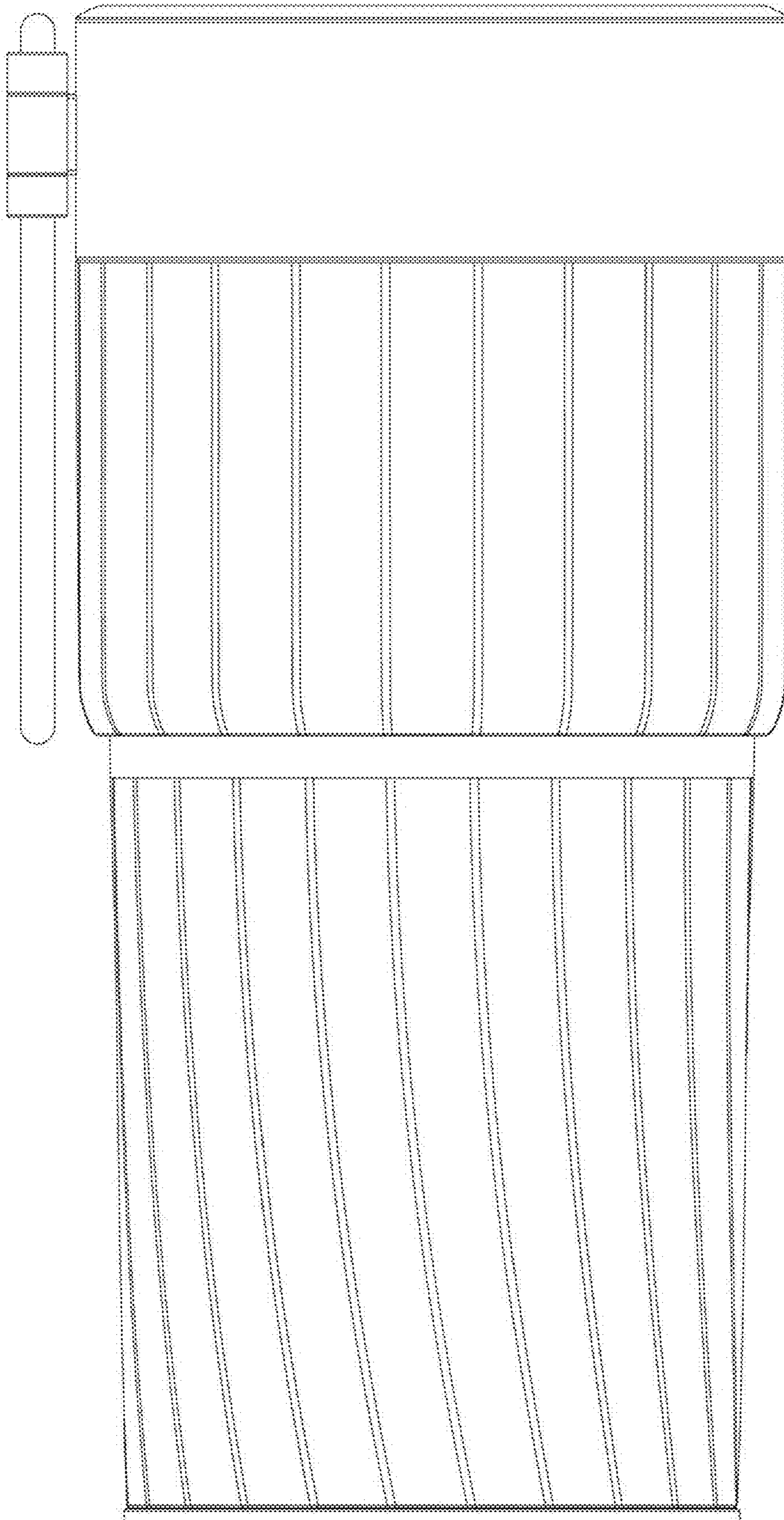
D937,629	S	*	12/2021	Tsui	D7/533
D940,506	S	*	1/2022	Singlaub	D7/532
D941,092	S	*	1/2022	Roberts	D7/529
2011/0248037	A1	*	10/2011	Fung	B65D 21/086 220/592.2
2011/0284547	A1	*	11/2011	McElligott	B65D 21/086 220/666
2012/0205371	A1	*	8/2012	Lee	B65D 47/286 220/8
2013/0140211	A1	*	6/2013	Robbins, III	B65D 11/20 206/517
2013/0140305	A1	*	6/2013	Hollis	A45F 3/20 220/4.28
2013/0264340	A1	*	10/2013	Zens	B65D 21/086 53/457
2015/0291309	A1	*	10/2015	McGregor	B65D 21/086 220/573.1
2019/0216245	A1	*	7/2019	Choi	A47G 23/0216
2020/0305584	A1	*	10/2020	Tuan	A47G 19/00
2020/0305619	A1	*	10/2020	Tsui	A45F 3/20

* cited by examiner

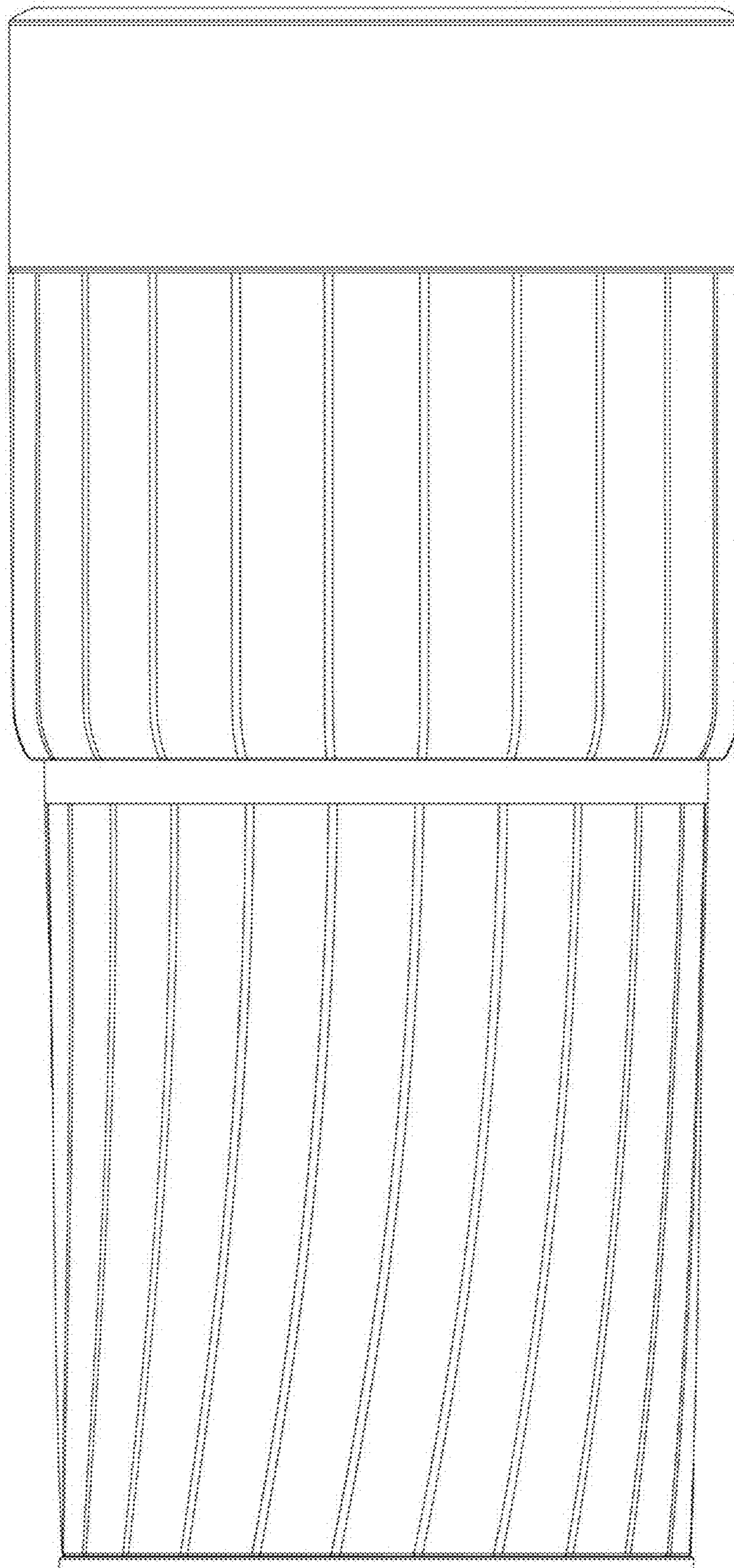
1.1



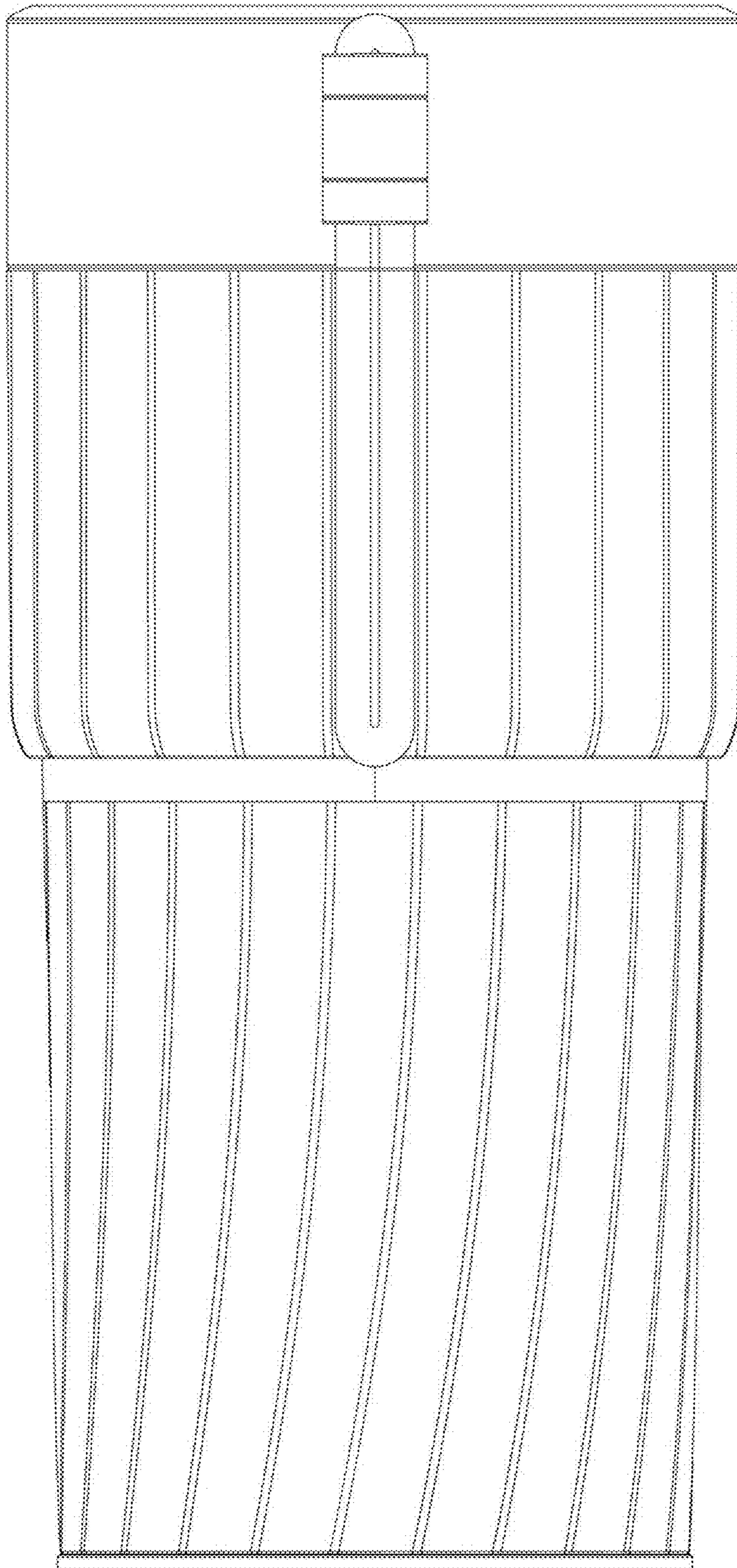
1.2



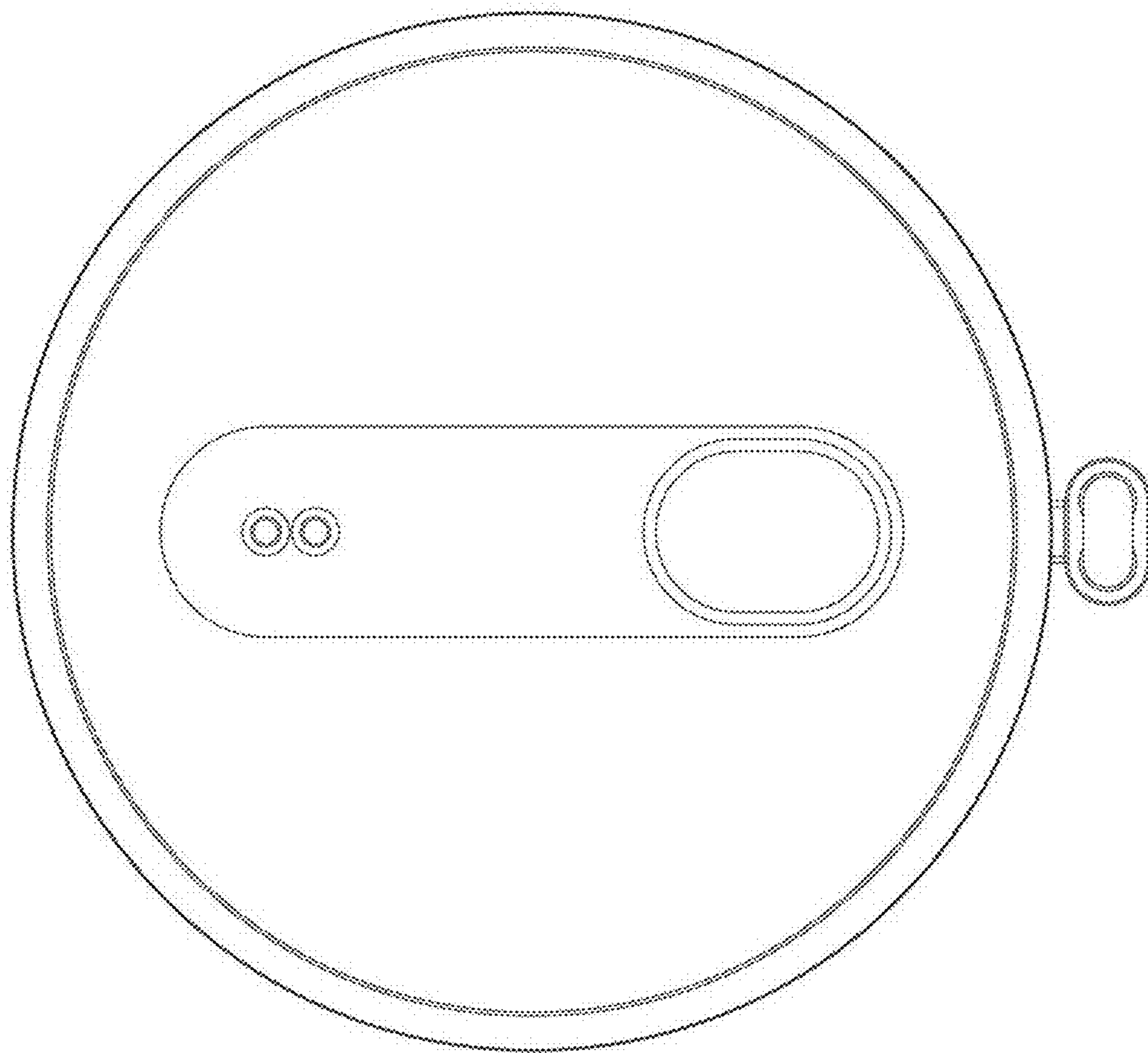
1.3



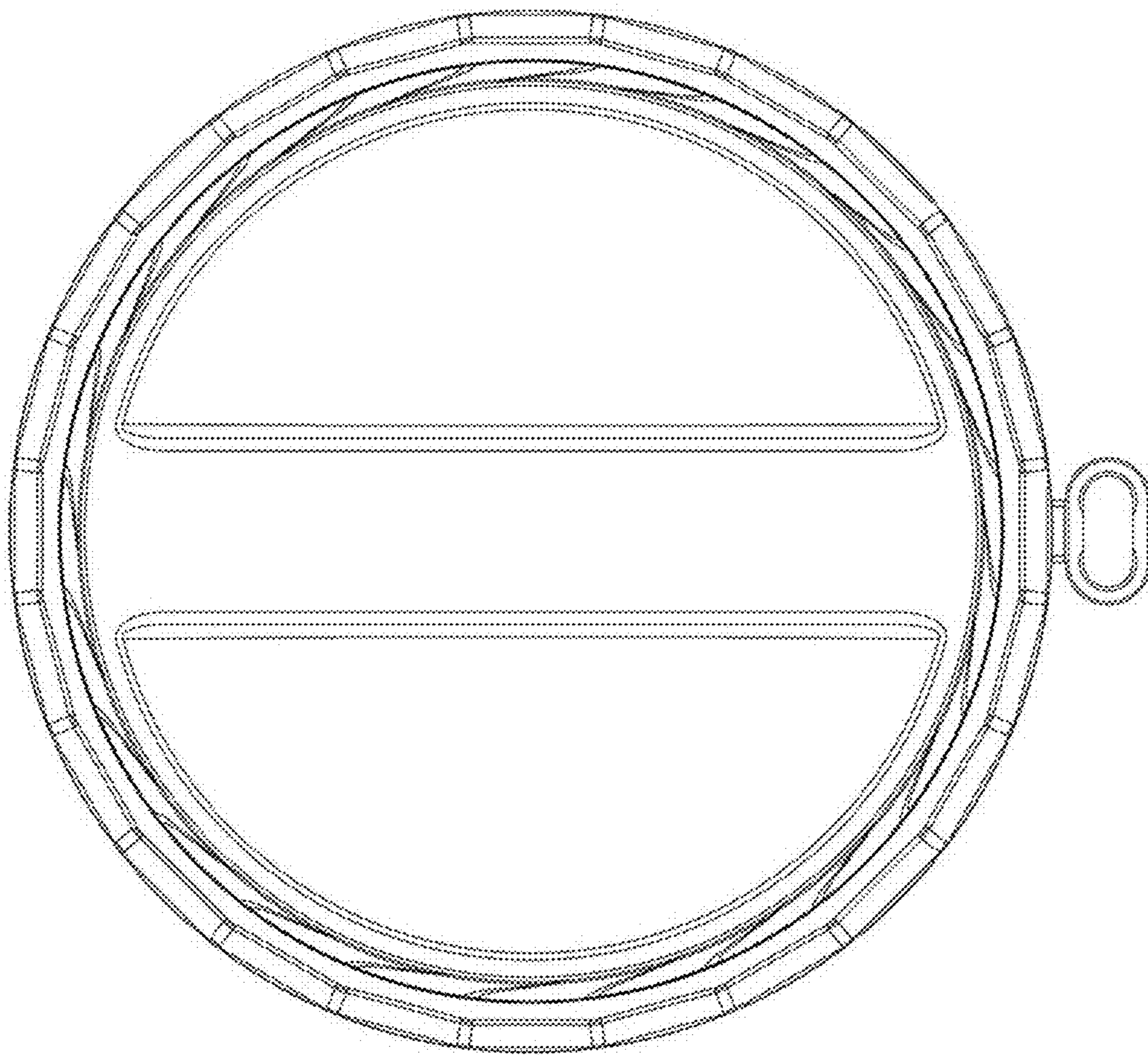
1.4



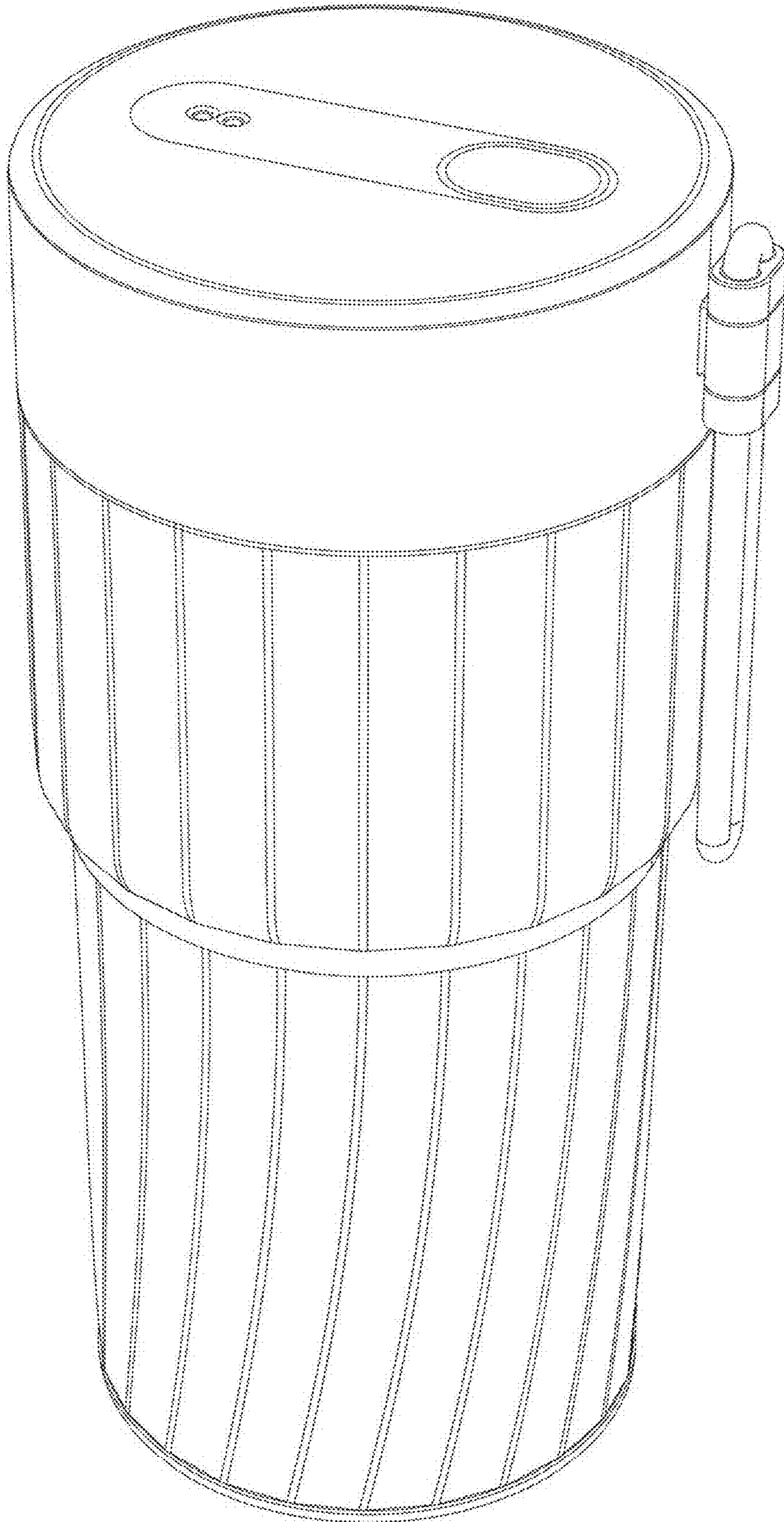
1.5



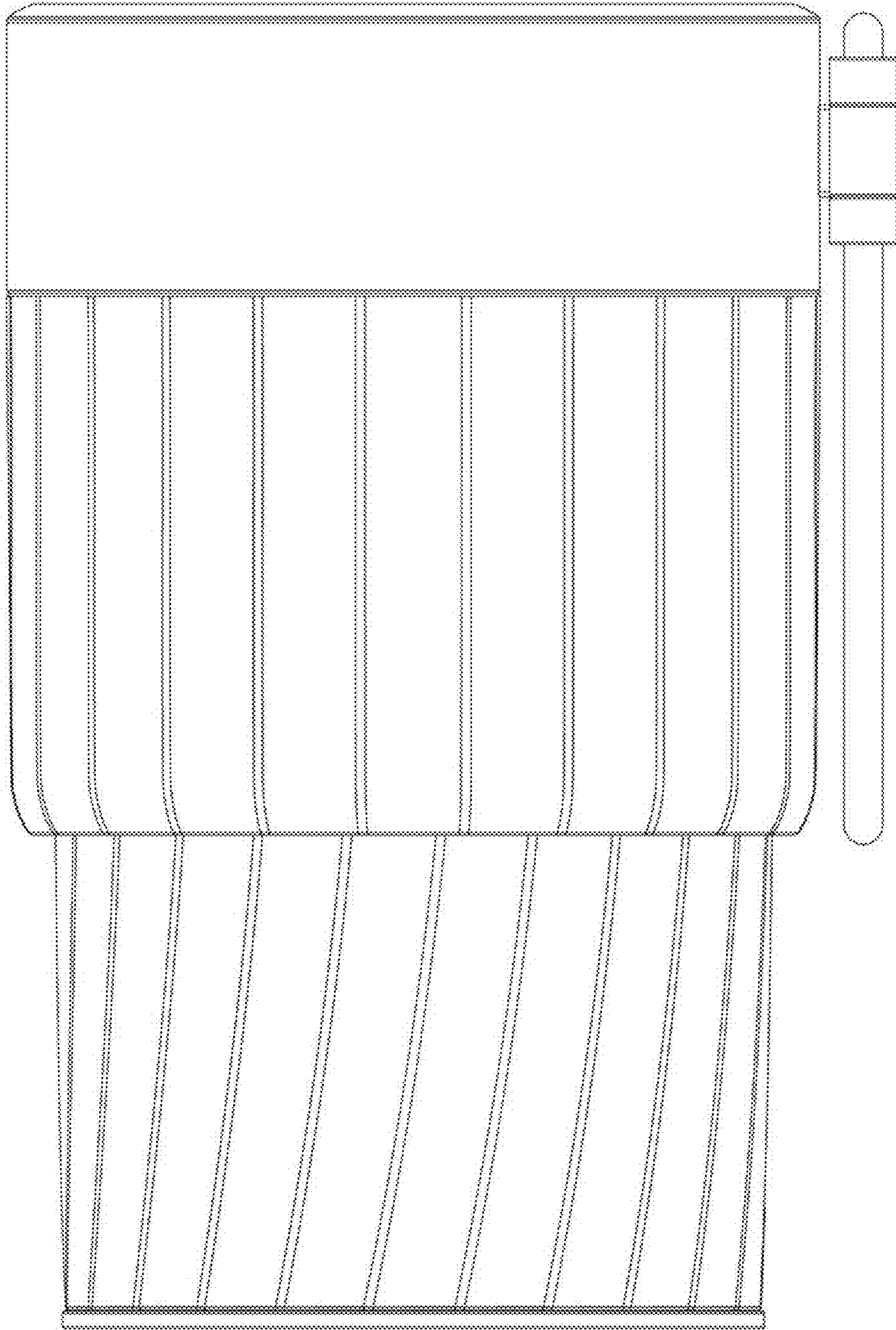
1.6



1.7



1.8



1.9

