



US00D960643S

(12) **United States Design Patent** (10) **Patent No.:** **US D960,643 S**  
**Jayabalan et al.** (45) **Date of Patent:** **\*\* Aug. 16, 2022**

(54) **BEATER ATTACHMENT FOR A HANDHELD MIXER**

(71) Applicant: **WHIRLPOOL CORPORATION**,  
Benton Harbor, MI (US)

(72) Inventors: **Naveen Jayabalan**, Stevensville, MI  
(US); **Nicholas H. Schutte**, St. Joseph,  
MI (US)

(73) Assignee: **Whirlpool Corporation**, Benton  
Harbor, MI (US)

(\*\*) Term: **15 Years**

(21) Appl. No.: **29/816,363**

(22) Filed: **Nov. 22, 2021**

**Related U.S. Application Data**

(63) Continuation of application No. 29/746,840, filed on  
Aug. 18, 2020, now Pat. No. Des. 939,273.

(51) **LOC (13) Cl.** ..... **31-00**

(52) **U.S. Cl.**  
USPC ..... **D7/412**; D7/376; D7/379

(58) **Field of Classification Search**  
USPC ..... D7/372, 376–386, 412–413, 602, 629,  
D7/665–666, 669, 679, 690, 693–694  
CPC .... A21C 1/02; A21C 1/04; A23N 1/00; A23N  
1/02; A47J 43/04; A47J 43/25; A47J  
43/27; A47J 43/042; A47J 43/044; A47J  
43/046; A47J 43/075; A47J 43/0705;  
A47J 43/0711; A47J 43/0722; A47J  
43/0727; A47J 43/1093; B01F 3/00; B01F  
3/0807; B01F 3/0853; B01F 13/0059;  
B01F 13/0064; B01F 7/164; B01F  
27/054; B01F 27/13; B02C 1/08; B02C  
2/04; B02C 4/42; B02C 4/142; B02C  
4/143; B02C 4/423; B02C 13/1835; B28C  
5/10; B28C 5/12; B28C 5/14; B28C 5/16

See application file for complete search history.

(56) **References Cited**

U.S. PATENT DOCUMENTS

2,552,972 A	5/1951	Jepson	
D367,400 S *	2/1996	Viemeister .....	D7/379
D390,415 S	2/1998	Hippen et al.	
D392,505 S	3/1998	Tanaka et al.	
7,314,308 B2	1/2008	Fallowes et al.	
7,690,836 B2	4/2010	Busick	
D664,807 S *	8/2012	Annis .....	D7/378

(Continued)

FOREIGN PATENT DOCUMENTS

EP	2488288 A1	8/2012
WO	2015022169 A1	2/2015

*Primary Examiner* — Ricky Pham

(74) *Attorney, Agent, or Firm* — Price Heneveld LLP

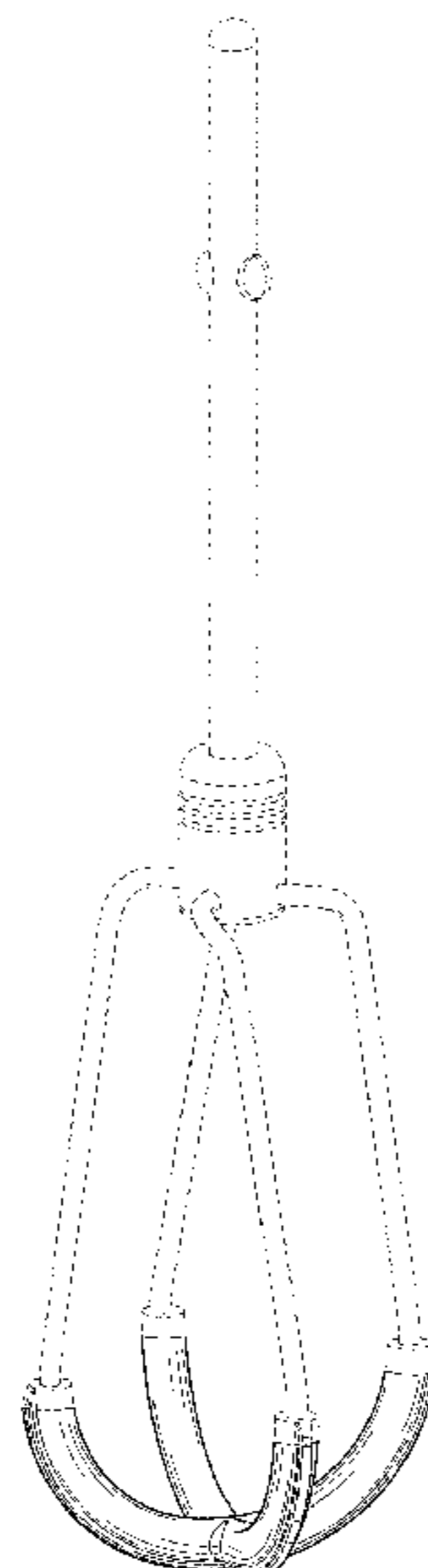
(57) **CLAIM**

The ornamental design for a beater attachment for a hand-  
held mixer, as shown and described.

**DESCRIPTION**

FIG. 1 is a perspective view of a beater attachment for a  
handheld mixer according to the design;  
FIG. 2 is a front elevation view thereof with a back elevation  
view being identical thereto;  
FIG. 3 is a right side elevation view thereof with a left  
elevation view being identical thereto;  
FIG. 4 is a top plan view thereof;  
FIG. 5 is a bottom plan view thereof; and,  
FIG. 6 is a partial enlarged perspective view thereof accord-  
ing to the area indicated in FIG. 1.  
The portions of the article shown in broken line form no part  
of the claimed design.  
Dash-dot-dash broken lines adjacent un-shaded areas repre-  
sent bounds of the claimed design and form no part of the  
claimed design themselves.

**1 Claim, 5 Drawing Sheets**



(56)

**References Cited**

U.S. PATENT DOCUMENTS

D665,224 S \* 8/2012 Benoit ..... D7/378  
8,267,573 B2 \* 9/2012 Wilson ..... B01F 27/13  
366/328.3  
9,089,821 B2 \* 7/2015 Seidler ..... B01F 27/054  
D756,165 S 5/2016 Lee et al.  
D807,109 S 1/2018 Ho et al.  
D818,772 S \* 5/2018 Raymond ..... D7/412  
10,004,359 B2 \* 6/2018 Hoare ..... A47J 43/0711  
D837,585 S 1/2019 Elorza et al.  
D848,215 S \* 5/2019 Chen ..... D7/412  
D859,912 S 9/2019 Powell  
10,674,872 B2 6/2020 Hoare et al.  
D911,096 S \* 2/2021 McConnell ..... D7/379  
D925,970 S 7/2021 McConnell et al.  
D939,273 S \* 12/2021 Jayabalan ..... D7/412  
2013/0135964 A1 5/2013 Seidler et al.  
2017/0055775 A1 3/2017 Hoare et al.

\* cited by examiner

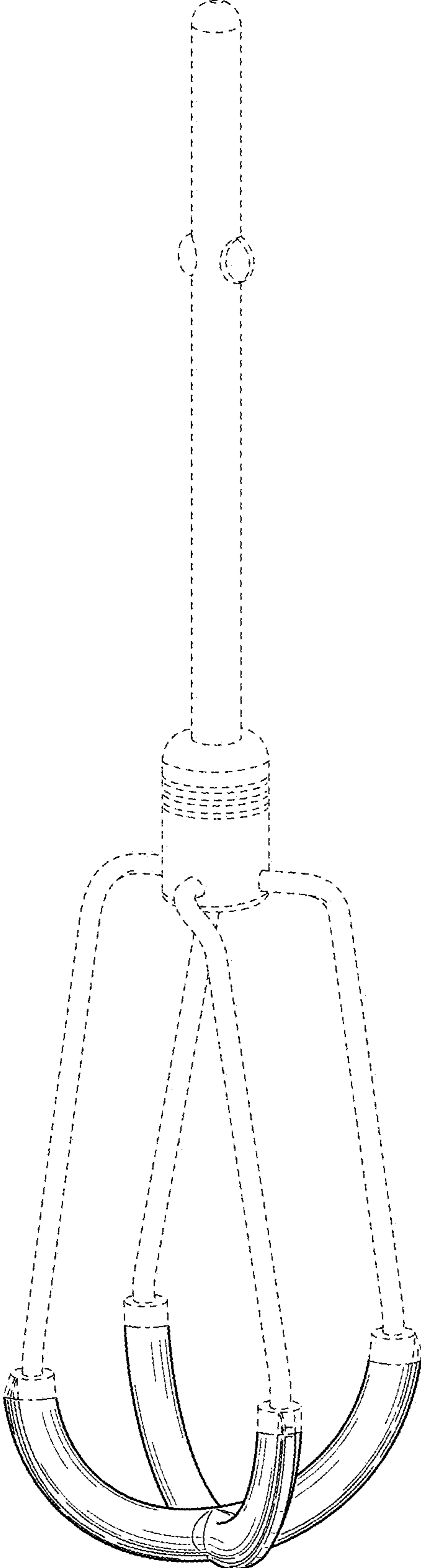


FIG. 1

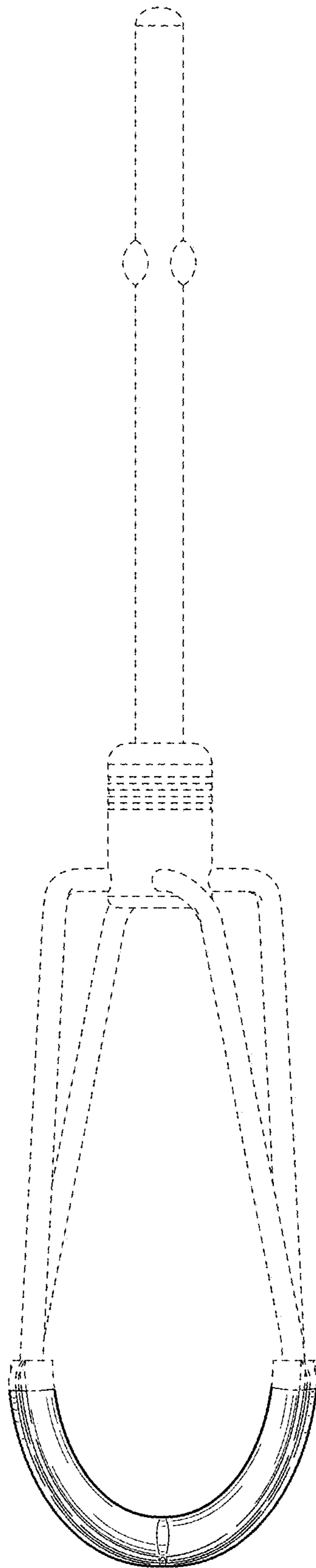


FIG. 2

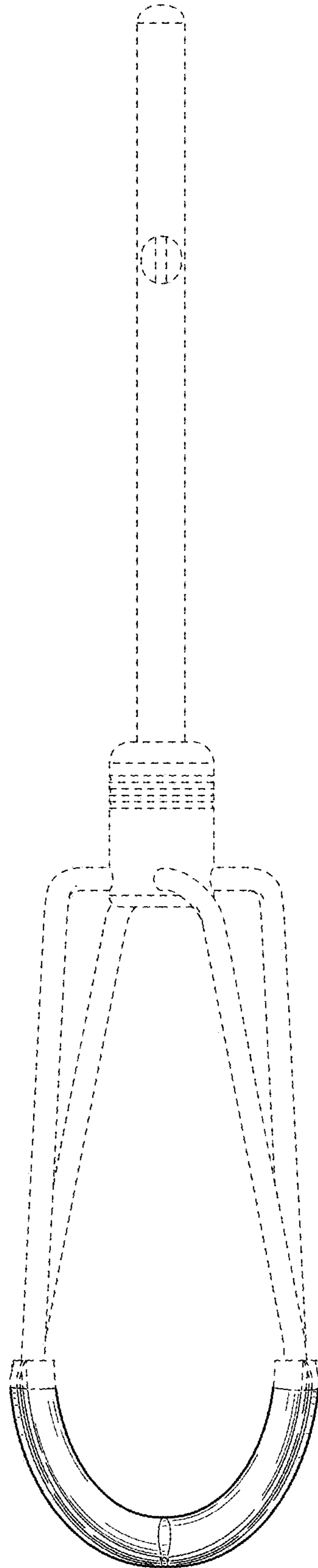
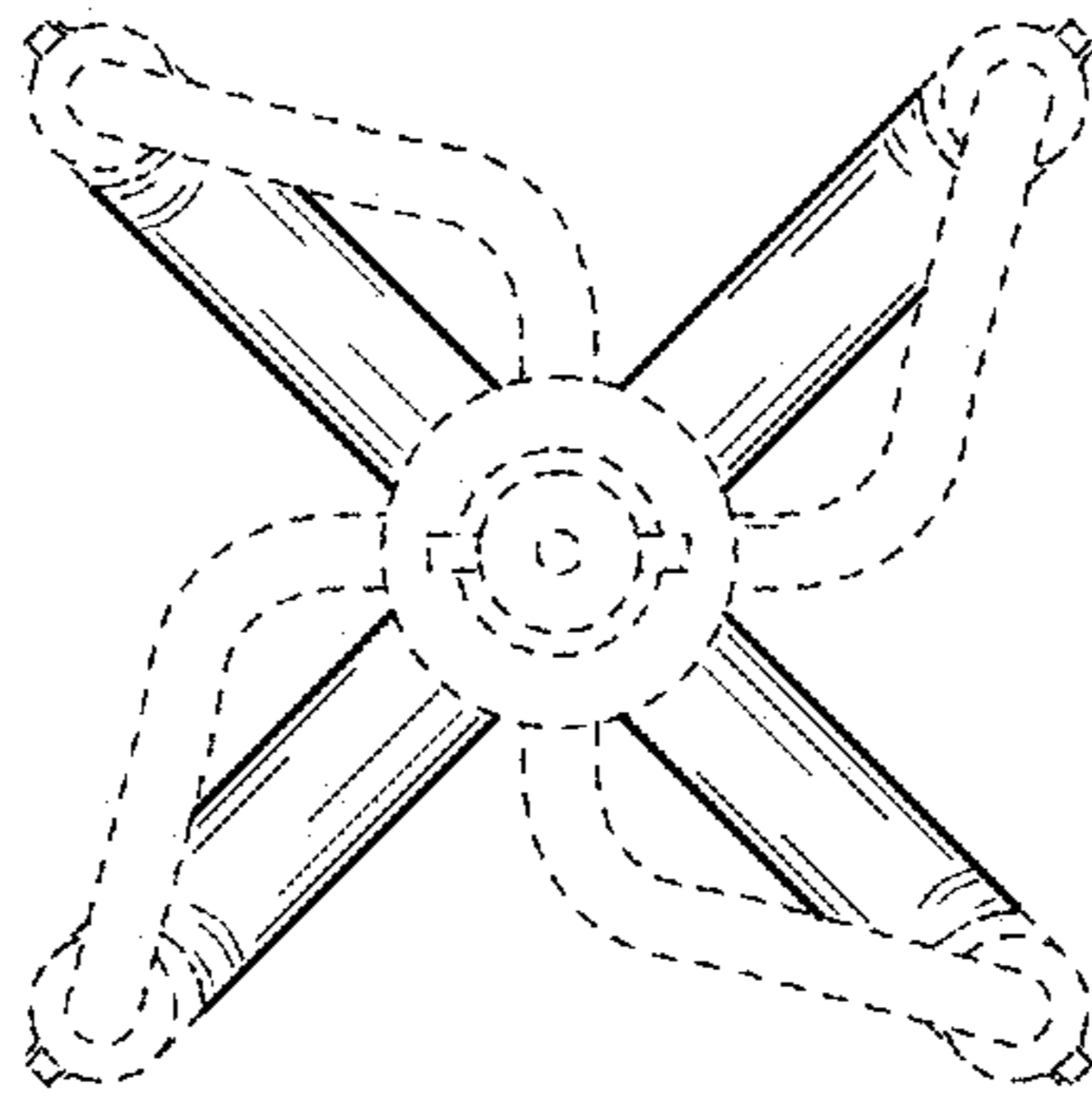
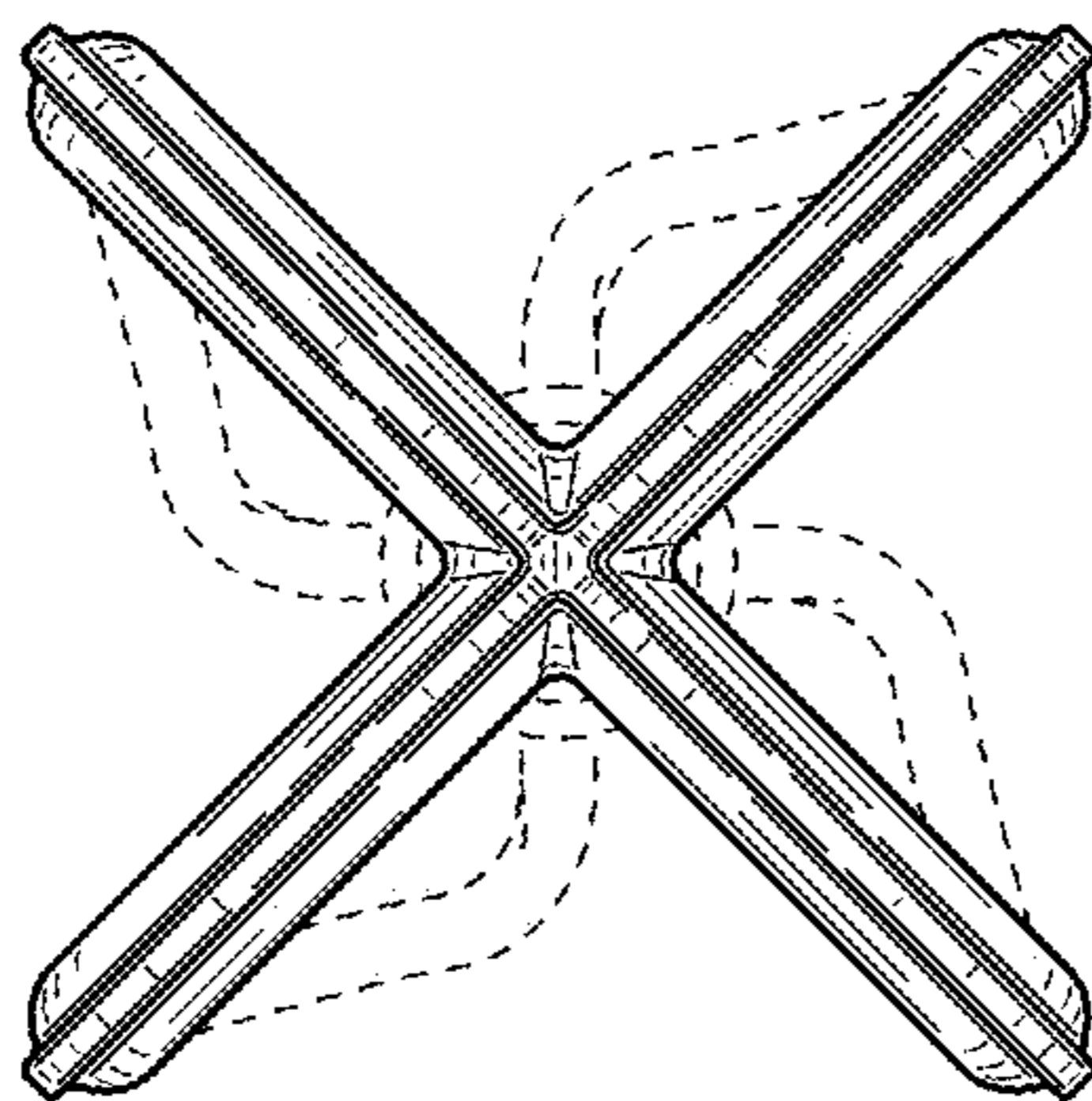


FIG. 3



**FIG. 4**



**FIG. 5**

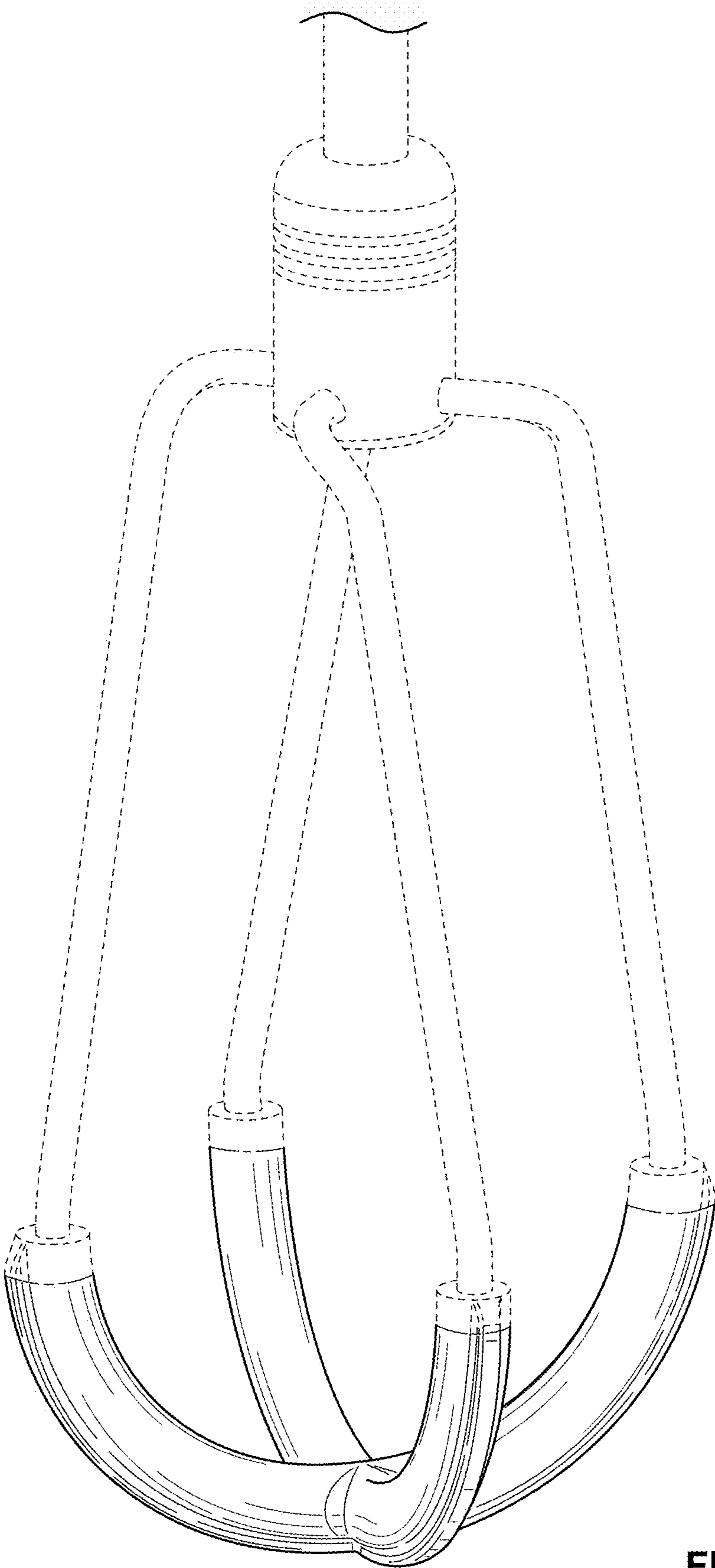


FIG. 6