



US00D960635S

(12) **United States Design Patent** (10) **Patent No.:** **US D960,635 S**
Jo et al. (45) **Date of Patent:** **** Aug. 16, 2022**

(54) **ELECTRIC MIXER**
(71) Applicant: **MIDEA GROUP CO., LTD.**,
Guangdong (CN)
(72) Inventors: **Jeongmin Jo**, Guangdong (CN);
Xian'an Liu, Guangdong (CN); **Ying**
Song, Guangdong (CN)
(73) Assignee: **MIDEA GROUP CO., LTD.**,
Guangdong (CN)
(**) Term: **15 Years**
(21) Appl. No.: **35/511,163**
(22) Filed: **Oct. 15, 2020**
(80) **Hague Agreement Data**
Int. Filing Date: **Oct. 15, 2020**
Int. Reg. No.: **DM/212003**
Int. Reg. Date: **Oct. 15, 2020**
Int. Reg. Pub. Date: **Jan. 15, 2021**

(30) **Foreign Application Priority Data**
Jun. 12, 2020 (CN) 202030299393.7
(51) **LOC (13) Cl.** **31-00**
(52) **U.S. Cl.**
USPC **D7/379**
(58) **Field of Classification Search**
USPC D7/376, 377, 378, 379
CPC A21C 1/00; A21C 1/02; A47J 43/04; A47J
43/046; A47J 43/06; A47J 43/0716; A47J
2043/04418
See application file for complete search history.

(56) **References Cited**
U.S. PATENT DOCUMENTS
D257,733 S * 12/1980 Klawitter D7/380
4,349,758 A * 9/1982 Grant, Jr. A47J 43/082
310/194

D309,081 S * 7/1990 Thomas D7/379
D329,165 S * 9/1992 Doggett D7/378
D337,667 S * 7/1993 Lovett D7/379
D345,077 S * 3/1994 Maass D7/386
D345,888 S * 4/1994 Joss D7/412
D361,920 S * 9/1995 Kaney D7/379
D367,400 S * 2/1996 Viemeister D7/379
D418,010 S * 12/1999 Chan D7/379
D419,366 S * 1/2000 Tse D7/379
D432,351 S * 10/2000 Leverrier D7/379
D465,967 S * 11/2002 Dalton D7/379
D471,758 S * 3/2003 Wilson D7/379
D478,467 S * 8/2003 Holderfield D7/379
D504,592 S * 5/2005 Wanat D7/379
D540,114 S * 4/2007 Picozza D7/379
D540,115 S * 4/2007 Picozza D7/379
D588,865 S * 3/2009 Ferraby D7/380
D593,360 S * 6/2009 Lee D7/379
D665,223 S * 8/2012 Haley D7/378
D665,224 S * 8/2012 Benoit D7/378

(Continued)

OTHER PUBLICATIONS

Qisebin Hand Mixer, amazon.com, https://www.amazon.com/dp/B09BZN2C86/ref=sbl_dp_kitchen-mixers_B09BQ94D2Q_1 (Year: 2021).*


Primary Examiner — Steven J Czyz

(57) **CLAIM**
The ornamental design for an electric mixer, as shown and described.

DESCRIPTION

- 1. Electric mixer
- 1.1 Front View
- 1.2 Rear View
- 1.3 Left Side View
- 1.4 Right Side View
- 1.5 Top View
- 1.6 Bottom View
- 1.7 Perspective View

1 Claim, 7 Drawing Sheets



(56)


References Cited

U.S. PATENT DOCUMENTS


D703,480	S *	4/2014	Lownds	D7/378
D726,495	S *	4/2015	Ryan	D7/412
D756,165	S *	5/2016	Lee	D7/379
D807,109	S *	1/2018	Ho	D7/379
D830,764	S *	10/2018	Vu	D7/379
D845,697	S *	4/2019	Gordon	D7/379
D892,539	S *	8/2020	McConnell	D7/379
D905,497	S *	12/2020	Carlson	D7/379
D911,096	S *	2/2021	McConnell	D7/379
D911,767	S *	3/2021	Koszylko	D7/380
D913,742	S *	3/2021	DeLeo	D7/379
D919,356	S *	5/2021	DeLeo	D7/379
D930,426	S *	9/2021	Bourgeois	D7/379
D931,678	S *	9/2021	Walraven	D7/379
D938,221	S *	12/2021	Ge	D7/379
D938,222	S *	12/2021	McConnell	D7/379
2005/0007867	A1 *	1/2005	Wanat	A47J 43/082 366/129
2013/0188439	A1 *	7/2013	McCormick	H02G 11/00 366/129
2017/0055775	A1 *	3/2017	Hoare	A47J 43/06
2021/0000299	A1 *	1/2021	Carlson	A47J 43/044
2021/0169275	A1 *	6/2021	Plazarte	B01F 27/2322

* cited by examiner


1.1



1.2




1.3




1.4



1.5



1.6



1.7

