

US00D960630S

(12) **United States Design Patent**
Sabin et al.

(10) **Patent No.:** **US D960,630 S**

(45) **Date of Patent:** **** Aug. 16, 2022**

(54) **BOWL HAVING A RIBBED EXTERIOR SURFACE**

(71) Applicant: **Tempra Technology, Inc.**, Bradenton, FL (US)

(72) Inventors: **Cullen M. Sabin**, Bradenton, FL (US); **Erik Holmen**, Lakewood Ranch, FL (US); **Emanuel Guzman**, Sarasota, FL (US)

(73) Assignee: **Tempra Technology, Inc.**, Bradenton, FL (US)

(**) Term: **15 Years**

(21) Appl. No.: **29/824,433**

(22) Filed: **Jan. 25, 2022**

Related U.S. Application Data

(62) Division of application No. 29/747,230, filed on Aug. 20, 2020, now Pat. No. Des. 943,335.

(51) **LOC (13) Cl.** **07-02**

(52) **U.S. Cl.**
USPC **D7/354**

(58) **Field of Classification Search**

USPC D7/354, 360, 361, 372, 376-386, D7/412-413, 505, 454, 560, 602, 629, D7/665-666, 669, 679, 693-694; D9/429
CPC A21C 1/02; A21C 1/04; A23N 1/00; A23N 1/02; A47J 43/04; A47J 43/25; A47J 43/27; A47J 43/042; A47J 43/044; A47J 43/046; A47J 43/075; A47J 43/0705; A47J 43/0711; A47J 43/0722; A47J 43/0727; A47J 43/1093; A47J 36/027; B01F 3/00; B01F 3/0807; B01F 3/0853; B01F 13/0059; B01F 13/0064; B02C 1/08; B02C 2/04; B02C 4/42; B02C 4/142; B02C 4/143; B02C 4/423; B02C 13/1835; B28C 5/10; B28C 5/12; B28C 5/14; B28C 5/16

See application file for complete search history.

(56) **References Cited**

U.S. PATENT DOCUMENTS

2,663,172 A 12/1953 Bernard
D186,852 S * 12/1959 Stickney D7/560

(Continued)

Primary Examiner — Ricky Pham

(74) *Attorney, Agent, or Firm* — Sheehan Phinney Bass & Green PA

(57) **CLAIM**

The ornamental design for a bowl having a ribbed exterior surface, as shown and described.

DESCRIPTION

FIG. 1 is a perspective view showing the top, front, and right side of a bowl having a ribbed exterior surface.

FIG. 2 is a perspective view showing the bottom, front, and right side of the bowl having the ribbed exterior surface.

FIG. 3 is a top view of the bowl having the ribbed exterior surface.

FIG. 4 is a front view of the bowl having the ribbed exterior surface.

FIG. 5 is a right side view of the bowl having the ribbed exterior surface.

FIG. 6 is a left side view of the bowl having the ribbed exterior surface.

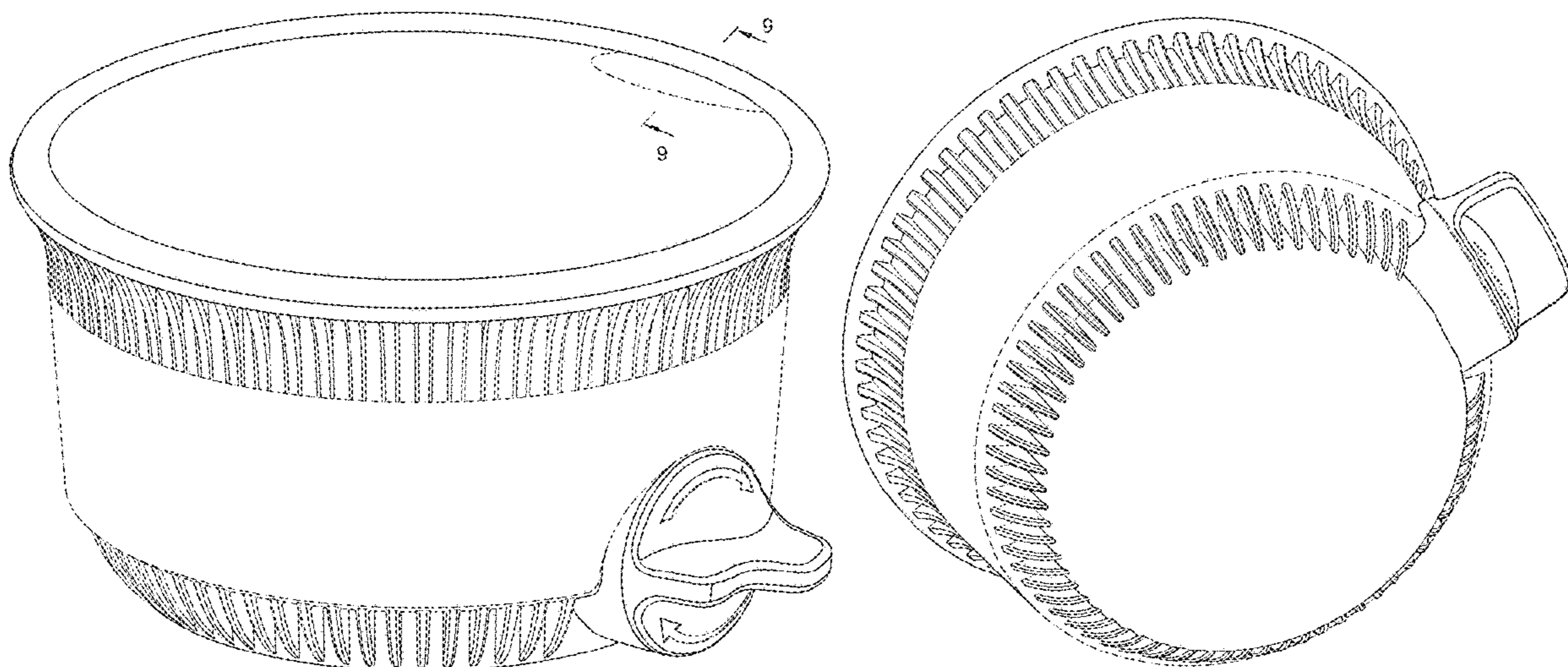
FIG. 7 is a rear view of the bowl having the ribbed exterior surface.

FIG. 8 is a bottom view of the bowl having the ribbed exterior surface; and,

FIG. 9 is an enlarged cross-sectional view shown in line 9-9 of FIG. 1 of the bowl having the ribbed exterior surface.

Certain surfaces shown in the drawings are illustrated in the drawings with broken lines and form no part of the claimed design(s).

1 Claim, 9 Drawing Sheets



(56)

References Cited

U.S. PATENT DOCUMENTS

D282,520	S	2/1986	Schrage	
D287,917	S *	1/1987	Pomroy	D7/505
D329,782	S *	9/1992	Narsutis	D7/629
5,310,981	A *	5/1994	Sarnoff	A47J 36/027
				126/369
D452,821	S *	1/2002	Westphal	D9/425
D468,202	S *	1/2003	Chou	D9/425
D473,426	S *	4/2003	Jalet	D7/545
D530,564	S	10/2006	Chiba	
D537,300	S	2/2007	Kim	
D551,510	S	9/2007	Serra	
D557,062	S	12/2007	Henry et al.	
D571,155	S	6/2008	Plante et al.	
D587,065	S	2/2009	Loring	
D638,290	S *	5/2011	Cimmerer	D9/429
D649,035	S *	11/2011	Riales	D9/429
D661,550	S	6/2012	Stamper et al.	
D698,197	S *	1/2014	Andersson	D7/354
D750,421	S	3/2016	Ho	
D770,845	S *	11/2016	Quinn	D7/354
D789,731	S *	6/2017	Feng	D7/354
D789,787	S	6/2017	Lee et al.	
D820,027	S	6/2018	Weernink	
D840,739	S	2/2019	Li et al.	
D943,335	S *	2/2022	Sabin	D7/354
2009/0179039	A1	7/2009	Cimmerer et al.	

* cited by examiner

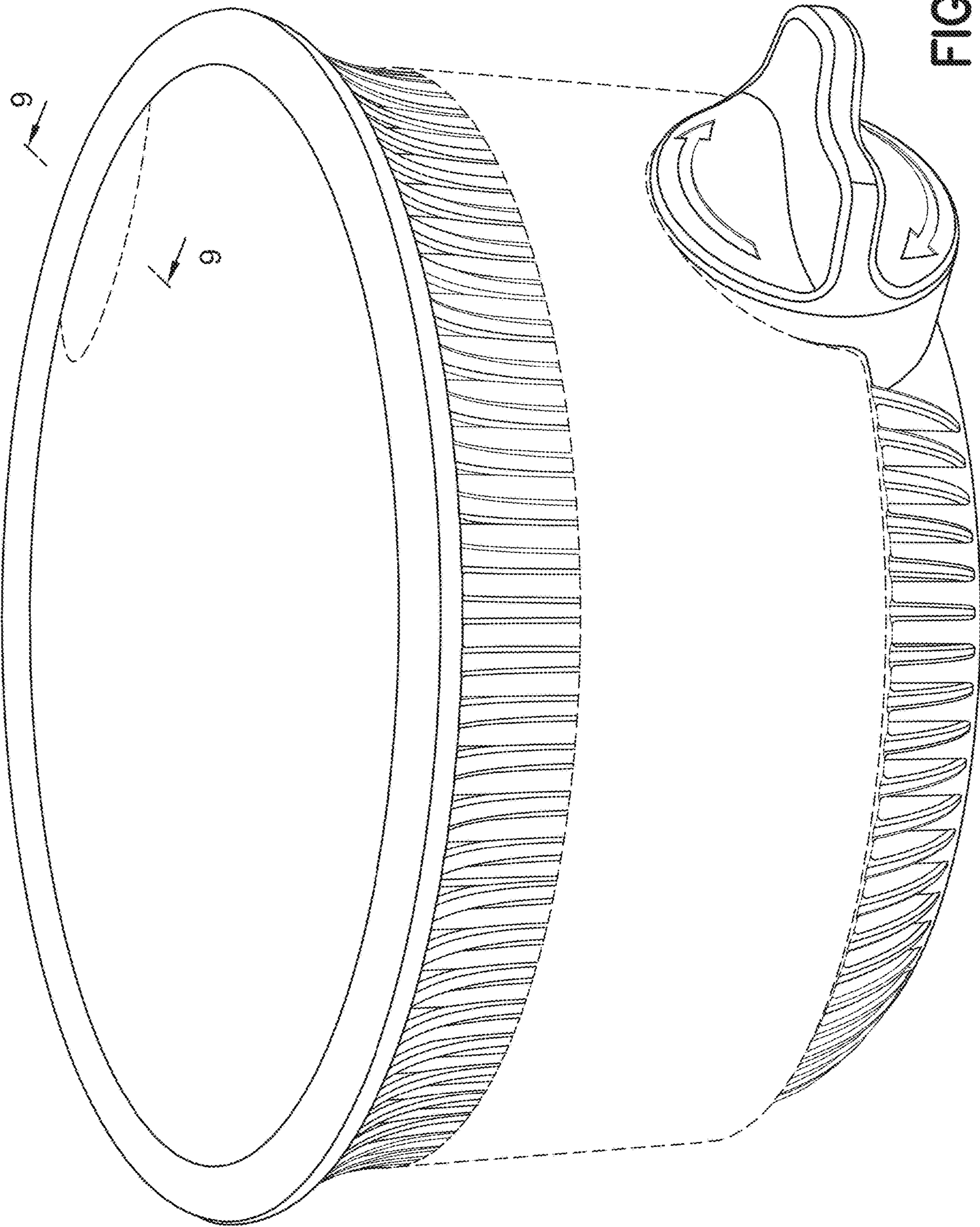


FIG. 1

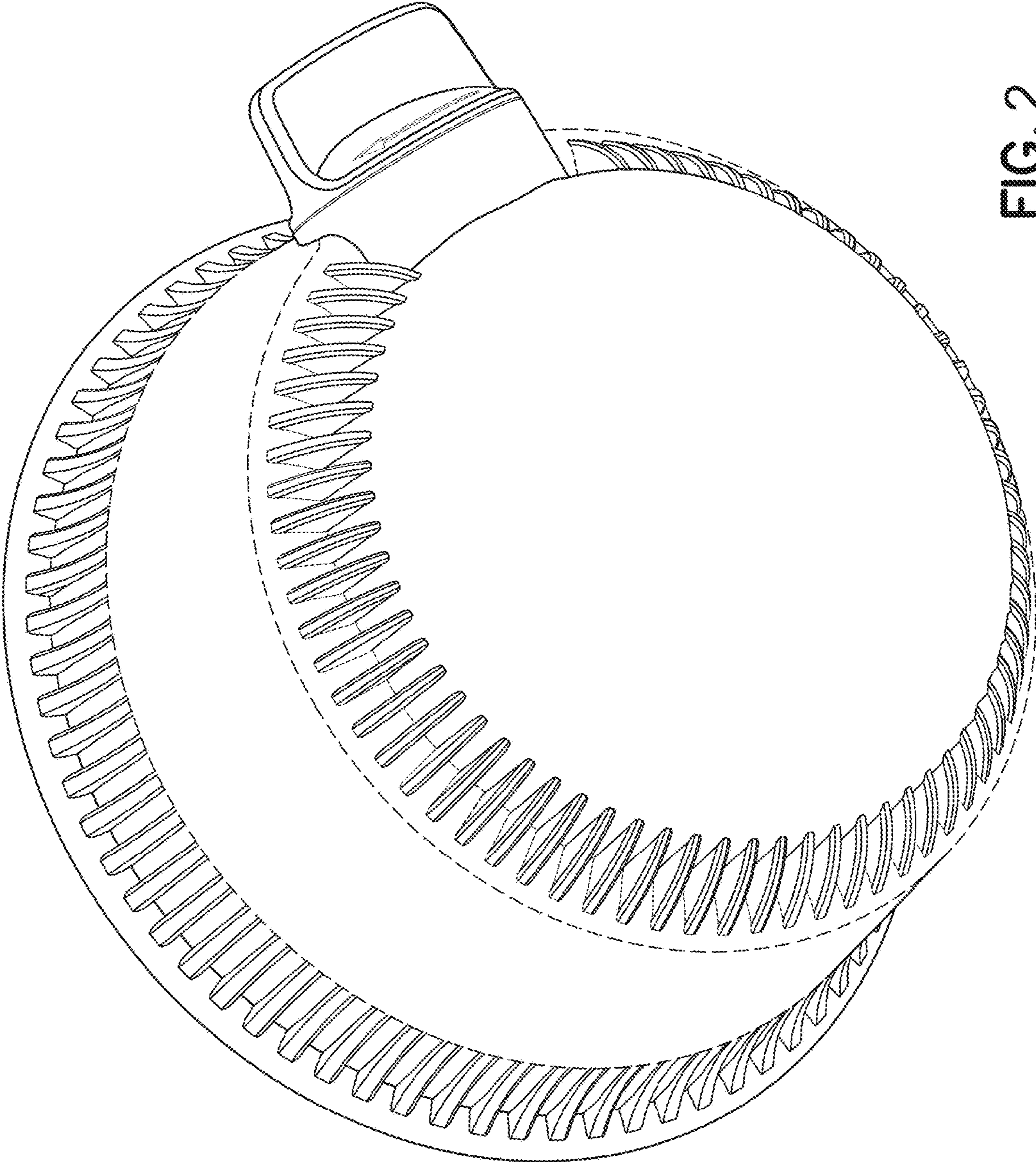


FIG. 2

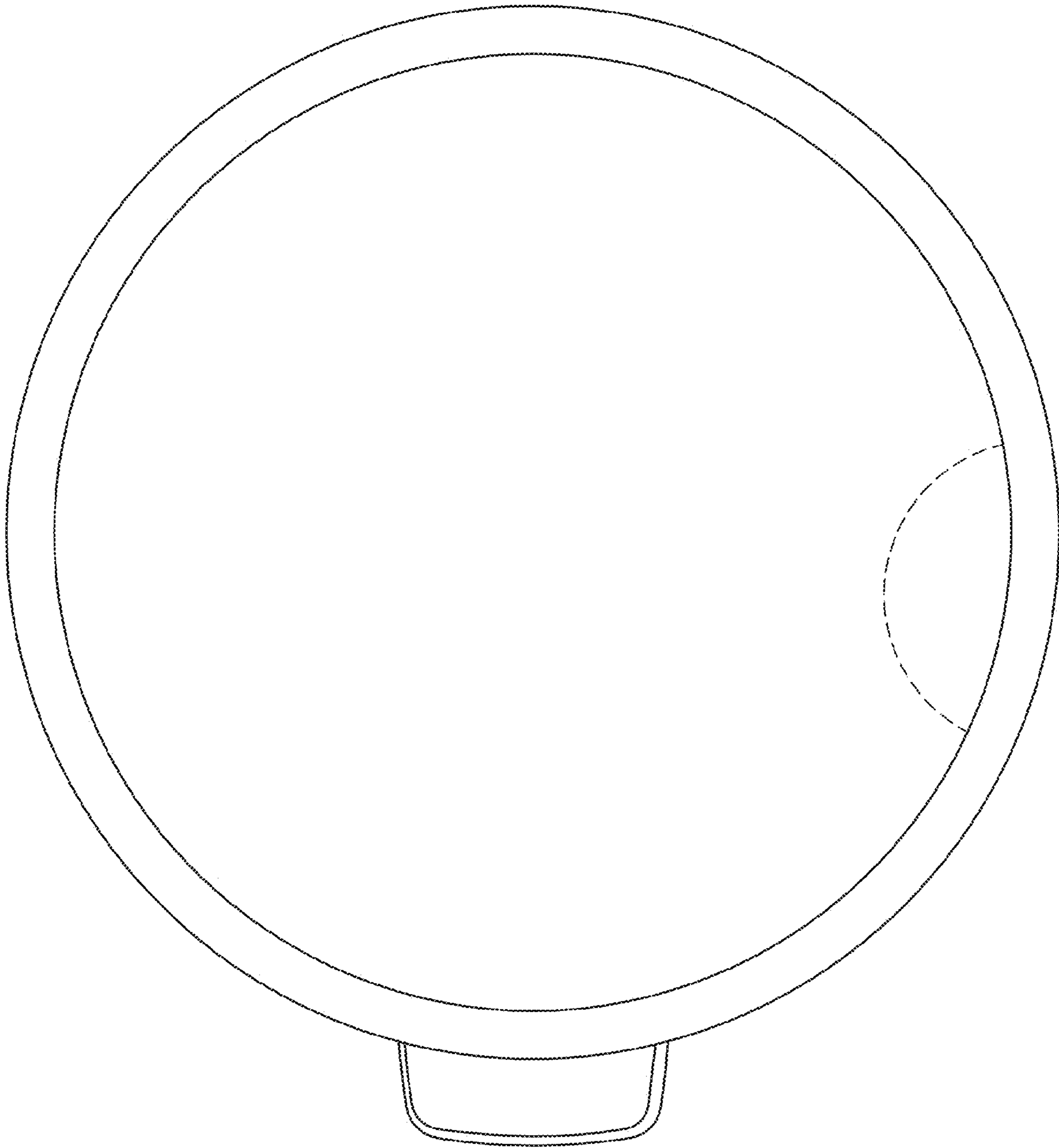


FIG. 3

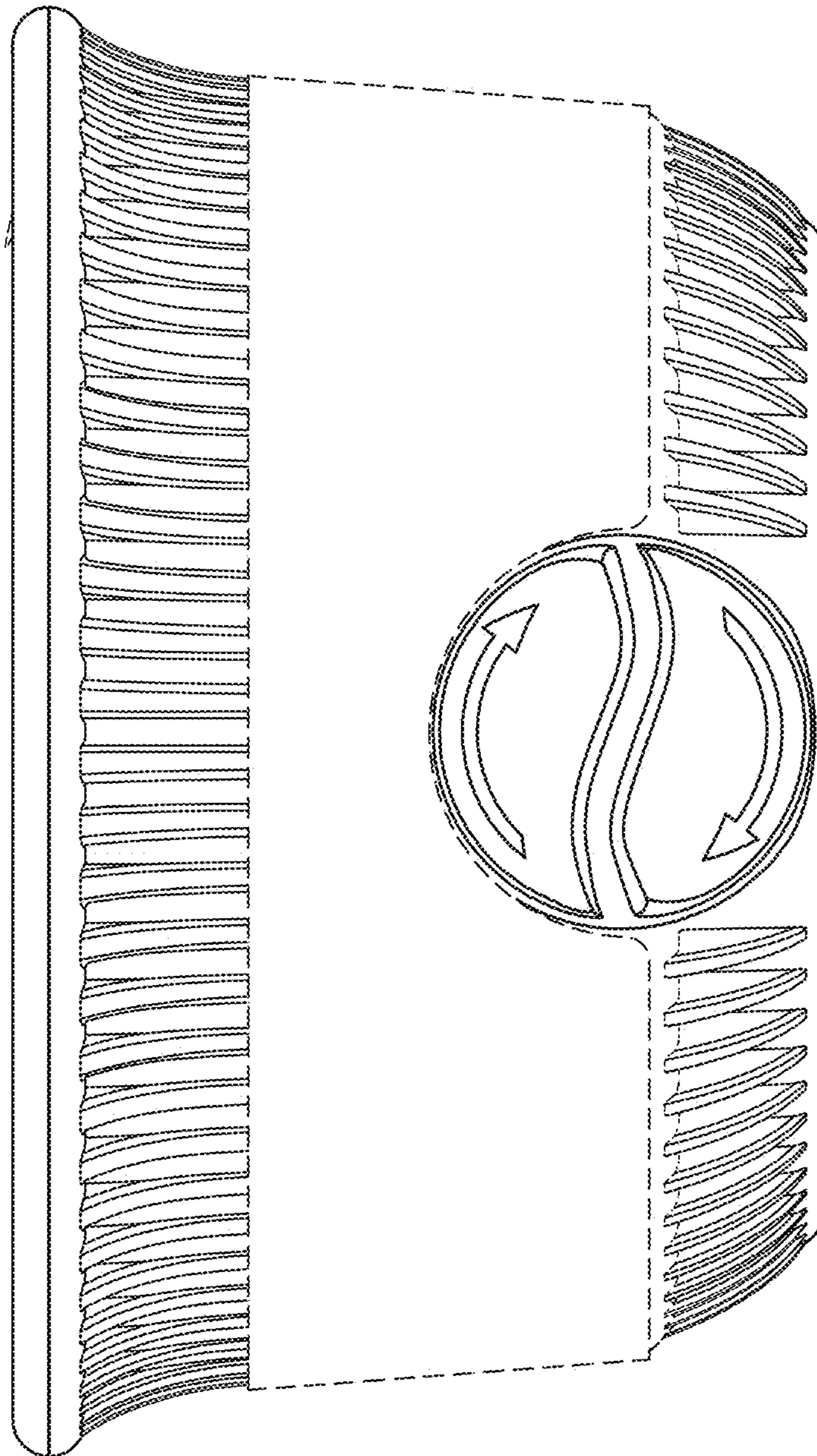


FIG. 4

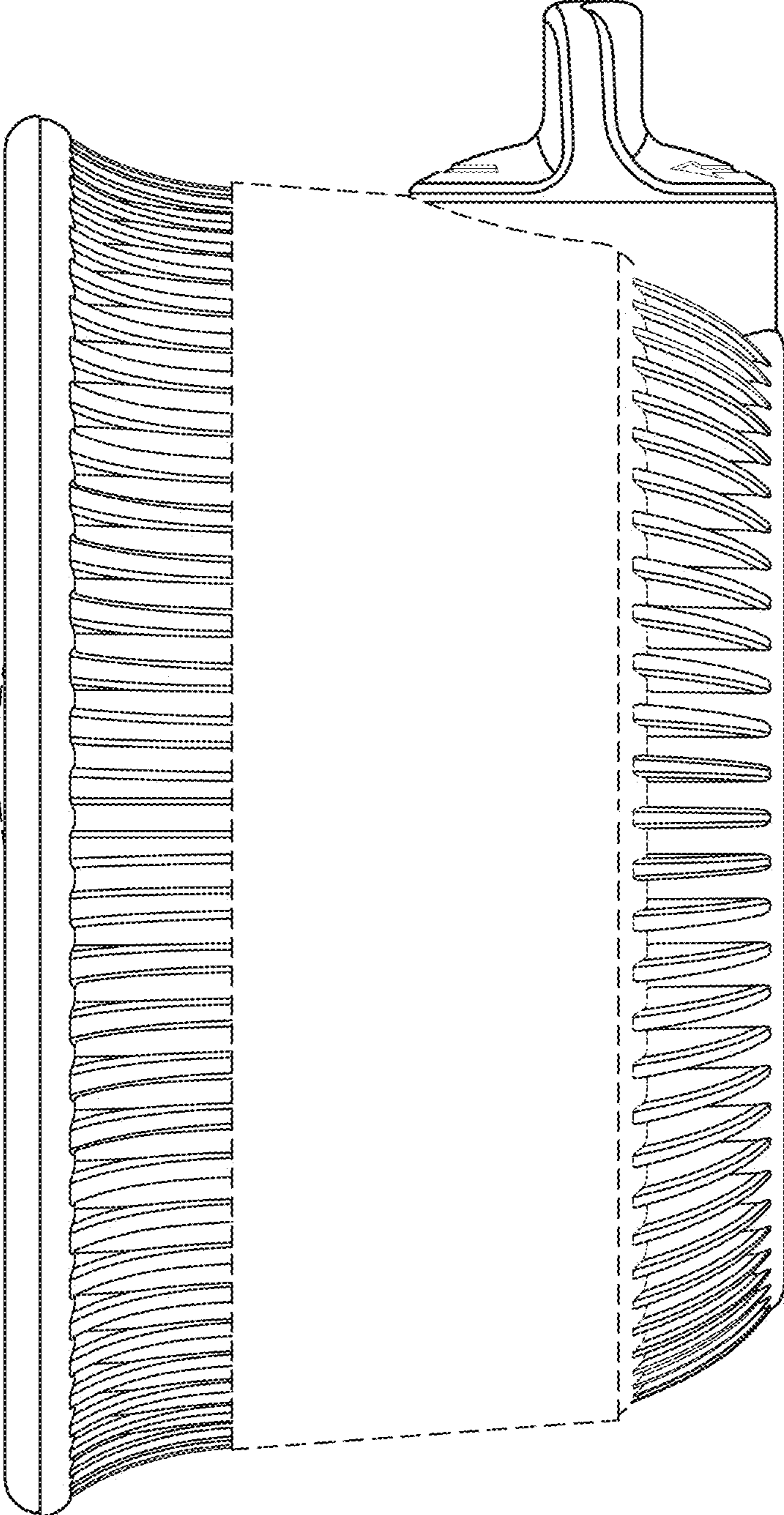


FIG. 5

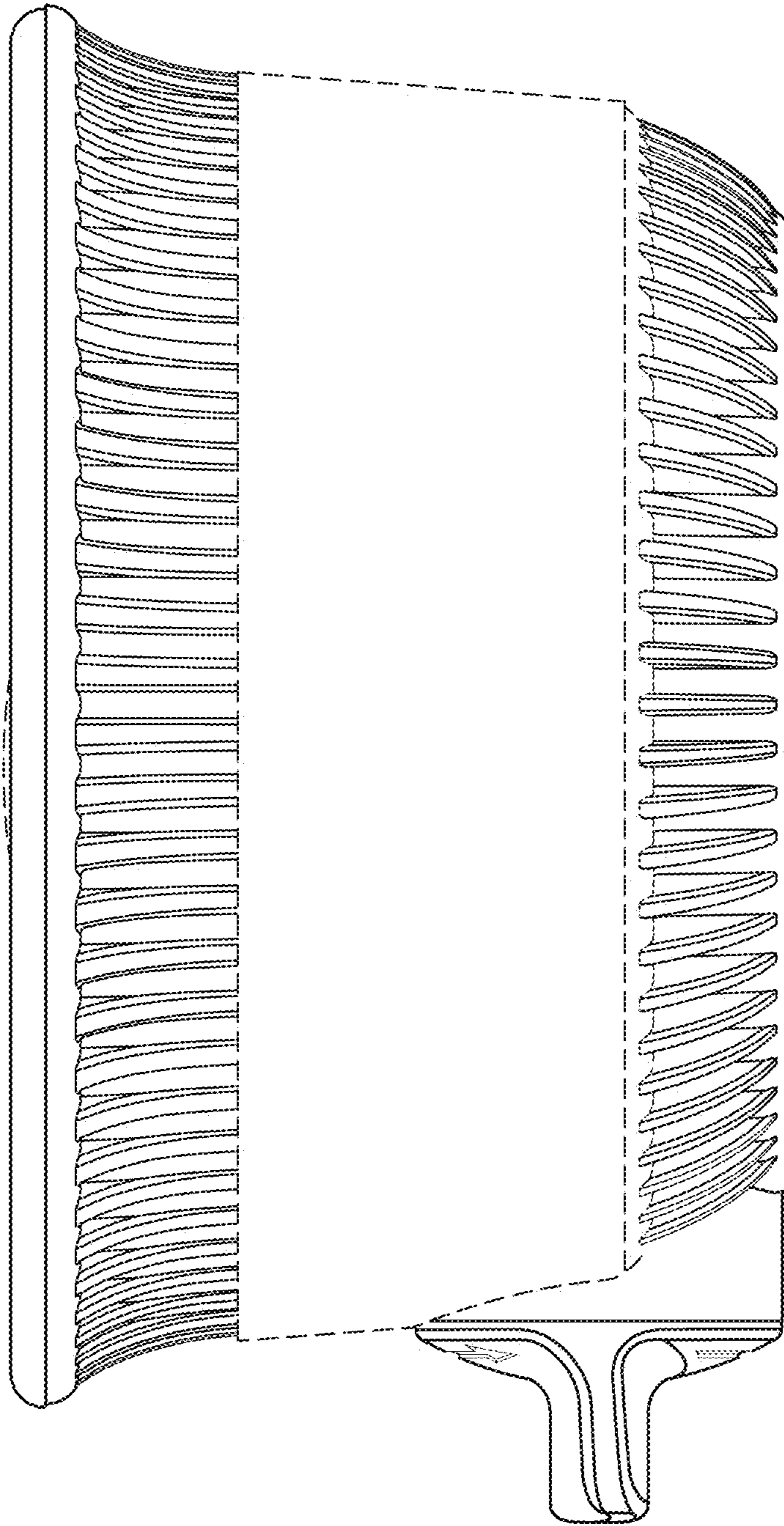


FIG. 6

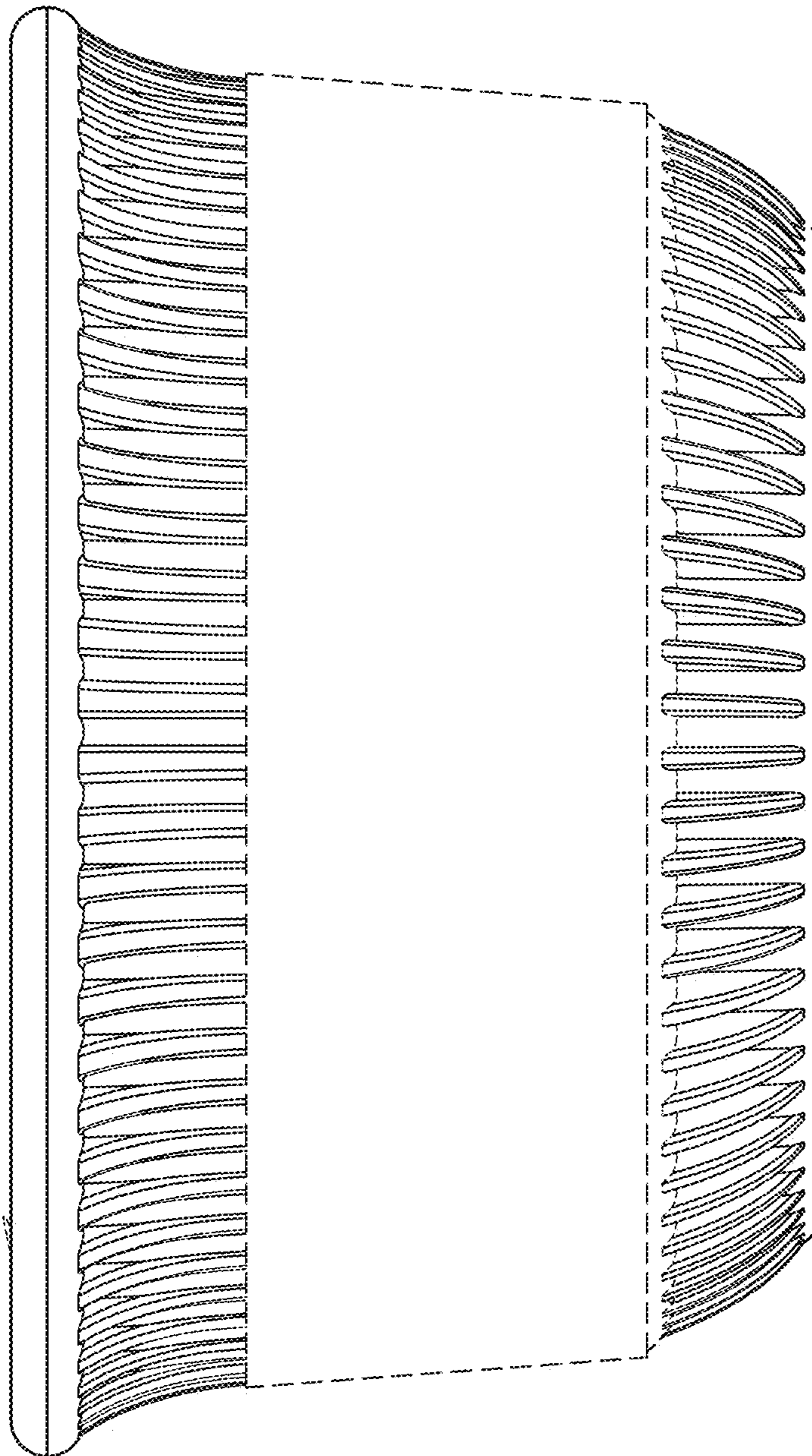


FIG. 7

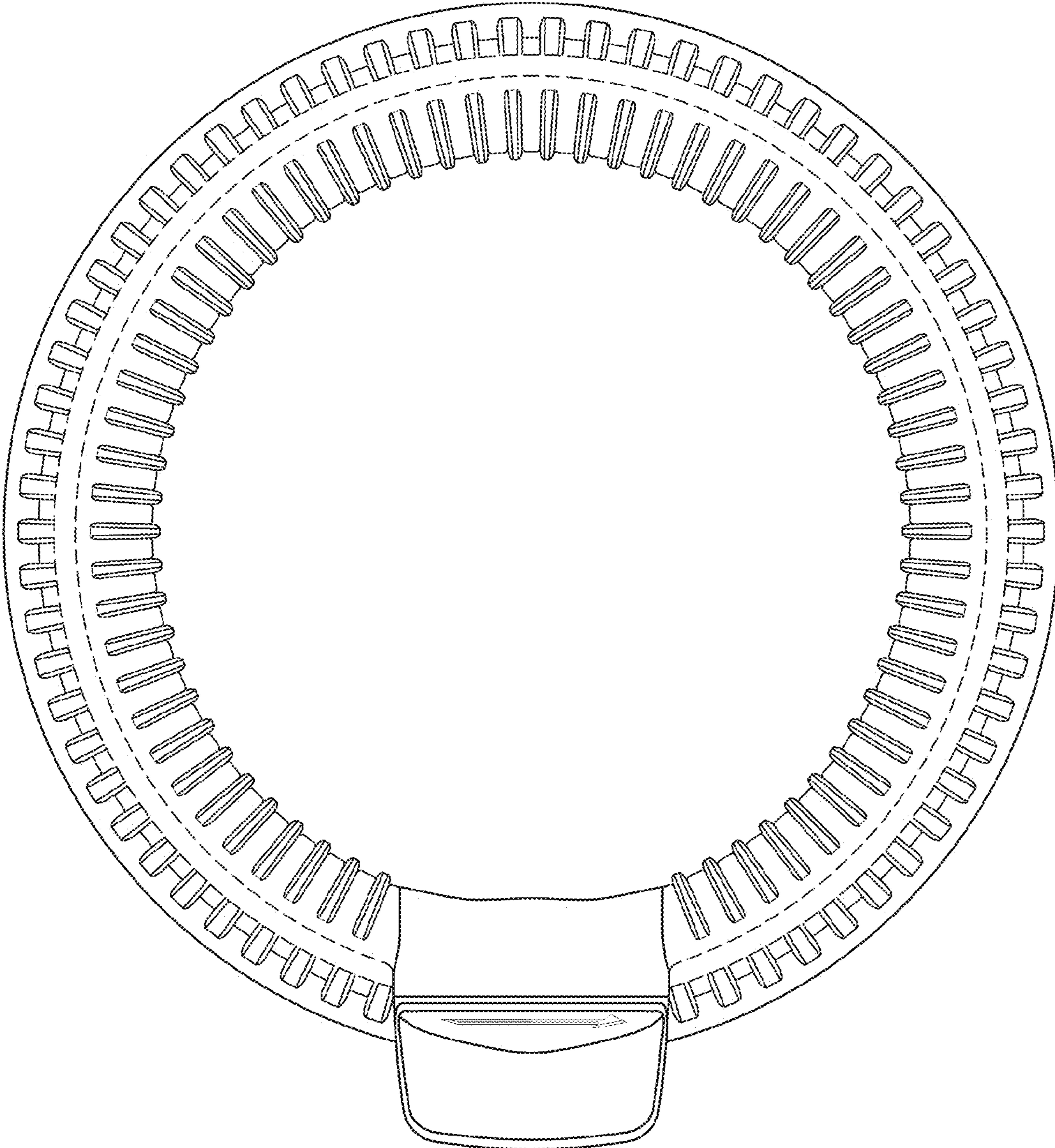


FIG. 8

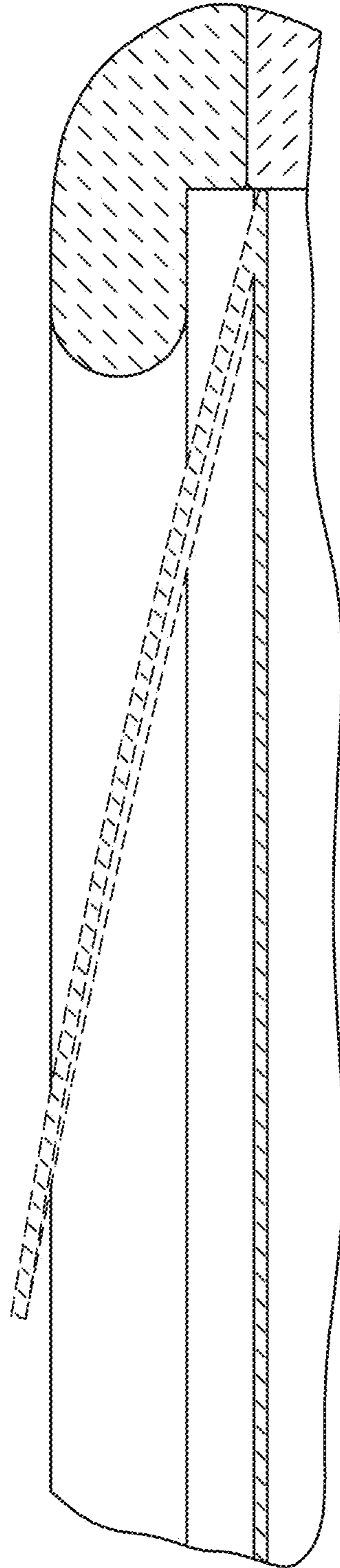


FIG. 9