

US00D960629S

(12) **United States Design Patent** (10) **Patent No.:** **US D960,629 S**
Huang et al. (45) **Date of Patent:** **** Aug. 16, 2022**

(54) **COOKING APPLIANCE**

(56) **References Cited**

(71) Applicant: **WHIRLPOOL CORPORATION**,
Benton Harbor, MI (US)

U.S. PATENT DOCUMENTS

(72) Inventors: **XinFeng Huang**, Shenzhen (CN); **Yu Liu**, St. Joseph, MI (US); **Kyle A. Walters**, Benton Harbor, MI (US); **XunCai Zhang**, Shenzhen (CN); **Bin Huang**, Shenzhen (CN)

D292,058 S 9/1987 Cesaroni
D304,800 S * 11/1989 Yoo D7/351
D310,616 S 9/1990 Murai et al.
D315,656 S * 3/1991 Kim D7/351
D373,925 S 9/1996 Kim

(Continued)

(73) Assignee: **Whirlpool Corporation**, Benton Harbor, MI (US)

OTHER PUBLICATIONS

(**) Term: **15 Years**

Whirlpool Microwaves: Announced [May 2, 2017, online]. Site Visited [Mar. 25, 2022]. Availalbe from Internet URL: <https://www.whirlpool.com/kitchen/cooking/microwaves.html>.*

(21) Appl. No.: **29/797,591**

(Continued)

(22) Filed: **Jul. 1, 2021**

Primary Examiner — Catherine S Posthauer

(74) *Attorney, Agent, or Firm* — Price Heneveld LLP

Related U.S. Application Data

(63) Continuation of application No. 29/695,608, filed on Jun. 20, 2019, now Pat. No. Des. 927,241.

(57) **CLAIM**

(51) **LOC (13) Cl.** **07-02**

The ornamental design for a cooking appliance, as shown and described.

(52) **U.S. Cl.**

USPC **D7/351**

(58) **Field of Classification Search**

DESCRIPTION

USPC D7/323, 331, 332, 334, 335, 338, 339, D7/340, 341, 346, 347, 348, 349, 350.1, D7/350.3, 350.4, 351, 362, 363, 364, 365, D7/390, 402–409; D23/314, 322, 323, D23/329, 330, 341; D99/28, 43; D6/672, 675, 702, 703, 559, 663, 699.1, D6/699.2, 699.3, 699.4, 699.5, 705.5
CPC A47J 37/0641; A47J 37/0629; A47J 37/0664; A47J 37/0676; A47J 2202/00; A47J 37/00; A47J 37/0763; A47J 37/36; H05B 6/12; H05B 6/64; H05B 6/806; H05B 6/6426; H05B 6/6412; A21B 1/52; A21B 1/00; F24C 15/08; F24C 15/2042; F27D 9/00; F27D 2009/0018; F27D 2009/004; F27B 2014/0837; F23D 14/02

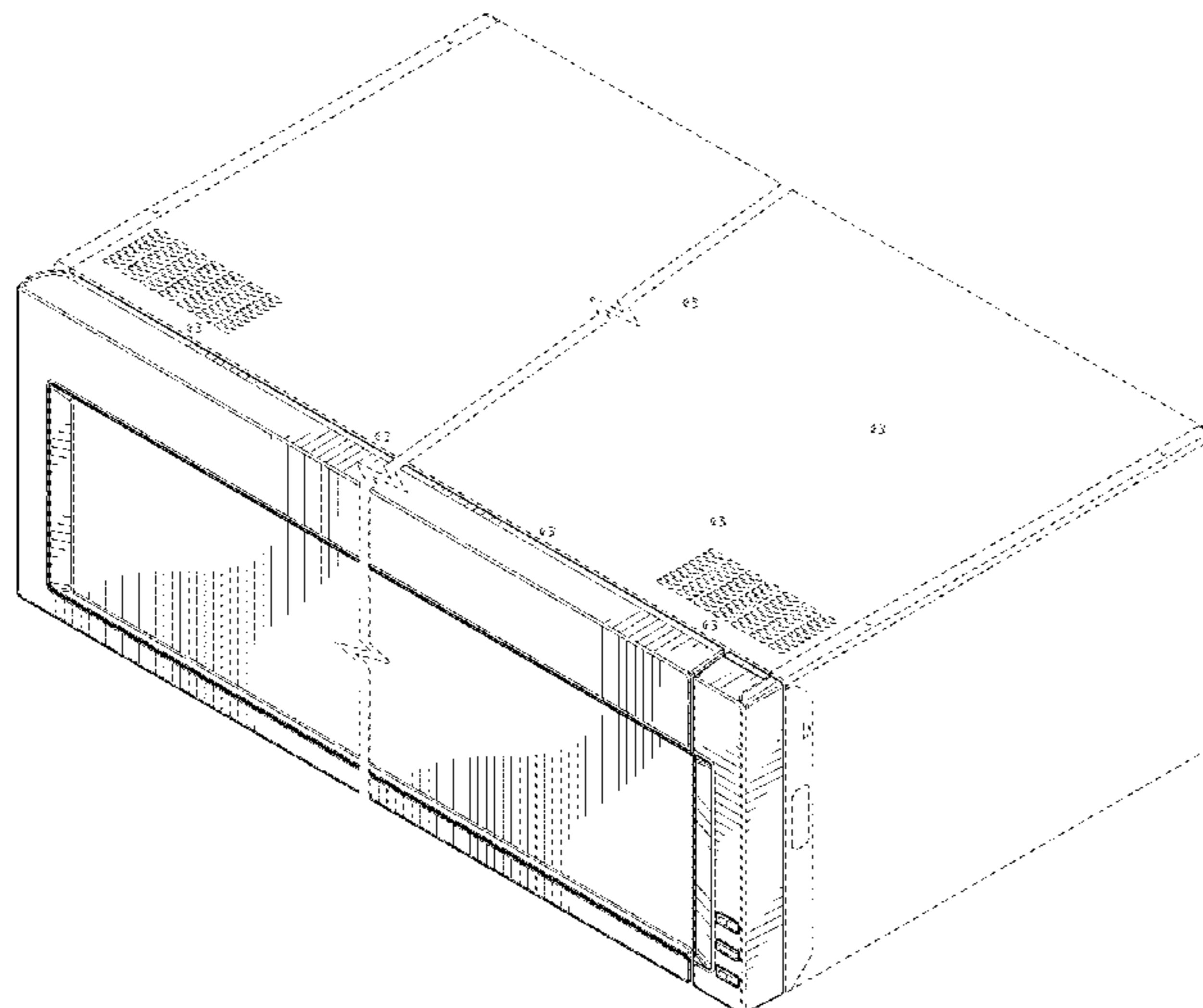
FIG. 1 is a front perspective view of a cooking appliance according to the design;
FIG. 2 is a front elevation view thereof;
FIG. 3 is a back elevation view thereof;
FIG. 4 is a right side elevation view thereof;
FIG. 5 is a left side elevation view thereof;
FIG. 6 is a top plan view thereof; and,
FIG. 7 is a bottom plan view thereof.

The portions of the article shown in broken line form no part of the claimed design.

The broken away symbols in the drawings indicate that any portions of the article beyond what is shown forms no part of the claimed design.

See application file for complete search history.

1 Claim, 6 Drawing Sheets



(56)

References Cited

U.S. PATENT DOCUMENTS

D378,723 S * 4/1997 Weiss D7/351
 5,645,748 A 7/1997 Schiffmann et al.
 D399,390 S 10/1998 Baldwin
 D436,285 S 1/2001 Taira
 D437,178 S 2/2001 Tanaka
 D442,018 S 5/2001 Kusachi et al.
 6,242,716 B1 * 6/2001 Wang A47J 37/0629
 219/404
 6,244,163 B1 * 6/2001 Lee A47J 37/0623
 219/400
 6,265,697 B1 * 7/2001 Sen A47J 37/0664
 99/421 H
 D456,665 S 5/2002 Wright
 D478,465 S * 8/2003 Kanza D7/351
 D509,399 S * 9/2005 Kanza D7/351
 D521,799 S 5/2006 Ledingham et al.
 D533,013 S 12/2006 Bengtson et al.
 D545,611 S * 7/2007 Sakata D7/351
 D562,057 S 2/2008 Kim
 D579,270 S 10/2008 Green et al.
 D582,211 S 12/2008 Green
 D633,326 S * 3/2011 Shin D7/351
 D633,336 S * 3/2011 Sadtler D7/405
 D639,105 S 6/2011 Shin
 D678,721 S * 3/2013 Roberson D7/405
 D692,267 S 10/2013 Busalt et al.
 D693,167 S 11/2013 Kim et al.
 D705,591 S * 5/2014 Lee D7/351
 D722,816 S * 2/2015 Lee D7/405
 D733,486 S * 7/2015 Lee D7/351
 D750,431 S * 3/2016 Bergese D7/405
 D764,229 S 8/2016 Chung et al.
 D773,235 S * 12/2016 Chung D7/351
 D774,355 S 12/2016 Roberson et al.
 D780,513 S * 3/2017 Bergese D7/405
 D781,638 S 3/2017 Chung et al.
 9,606,004 B2 3/2017 Hwang et al.
 D782,864 S 4/2017 Bhogal et al.
 D792,740 S * 7/2017 Green D7/405
 D794,389 S 8/2017 Hossen et al.
 D813,591 S 3/2018 Baacke et al.
 D828,073 S * 9/2018 Kang D7/351
 D836,376 S 12/2018 Kim et al.
 D836,377 S * 12/2018 Kim D7/351
 D836,378 S 12/2018 Kim et al.
 D843,160 S 3/2019 Kang et al.
 D850,183 S 6/2019 Seo et al.
 D850,852 S 6/2019 Jeon et al.

D859,053 S 9/2019 Baacke et al.
 D861,426 S * 10/2019 Kang D7/405
 D862,165 S * 10/2019 Jung D7/405
 D862,166 S * 10/2019 Jo D7/405
 D862,981 S * 10/2019 Bergese D7/405
 D871,135 S 12/2019 Sadtler et al.
 D872,530 S * 1/2020 Bergese D7/405
 D873,064 S 1/2020 Kim et al.
 D891,176 S * 7/2020 Bergese D7/405
 D891,177 S * 7/2020 Bergese D7/405
 D893,934 S * 8/2020 Franssen D7/328
 D898,502 S * 10/2020 Ledford D7/351
 D899,177 S * 10/2020 Reid D7/351
 D908,416 S * 1/2021 Huang D7/347
 D909,811 S * 2/2021 Pille D7/405
 D913,029 S * 3/2021 Davis D7/351
 D922,124 S * 6/2021 Prentice D7/351
 D922,125 S * 6/2021 Kim D7/351
 D927,241 S * 8/2021 Huang D7/351
 D929,179 S * 8/2021 Kim D7/405
 11,079,118 B2 * 8/2021 Zhang F24C 15/2042
 D939,884 S * 1/2022 Huang D7/349
 D946,331 S * 3/2022 Cayouette D6/703
 2005/0205567 A1 * 9/2005 Yoon H05B 6/6426
 219/756
 2013/0248522 A1 9/2013 Hwang et al.
 2018/0045420 A1 2/2018 Yeo
 2019/0113241 A1 * 4/2019 Zhang H05B 6/6423
 2019/0166658 A1 5/2019 Zhang et al.
 2020/0337497 A1 * 10/2020 Anthony A47J 37/0641
 2021/0251056 A1 * 8/2021 Ootani H05B 6/6485
 2021/0307131 A1 * 9/2021 Heimerdinger A47J 37/046
 2022/0030674 A1 * 1/2022 Heimerdinger A47J 36/34
 2022/0079382 A1 * 3/2022 Gulian F24C 15/325

OTHER PUBLICATIONS

Whirlpool Microwaves: Announced [Jan. 1, 2019, online]. Site Visited [Mar. 25, 2022]. Available from Internet URL: <https://www.whirlpool.com/kitchen/cooking/microwaves.html>.*

Microwave Hood Combination: Announced Feb. 3, 2019 (online). Site Visited [Mar. 25, 2022]. Available from Internet URL: <https://www.whirlpool.com/kitchen/cooking/microwaves/over-the-range/p.1.1-cu.-ft.-low-profile-microwave-hood-combination.wml55011hs.html>.*

Best Countertop Microwave: Announced Dec. 14, 2021 (online). Site Visited [Mar. 25, 2022]. Available from Internet URL: <https://www.tasteofhome.com/article/best-countertop-microwave/>.*

* cited by examiner

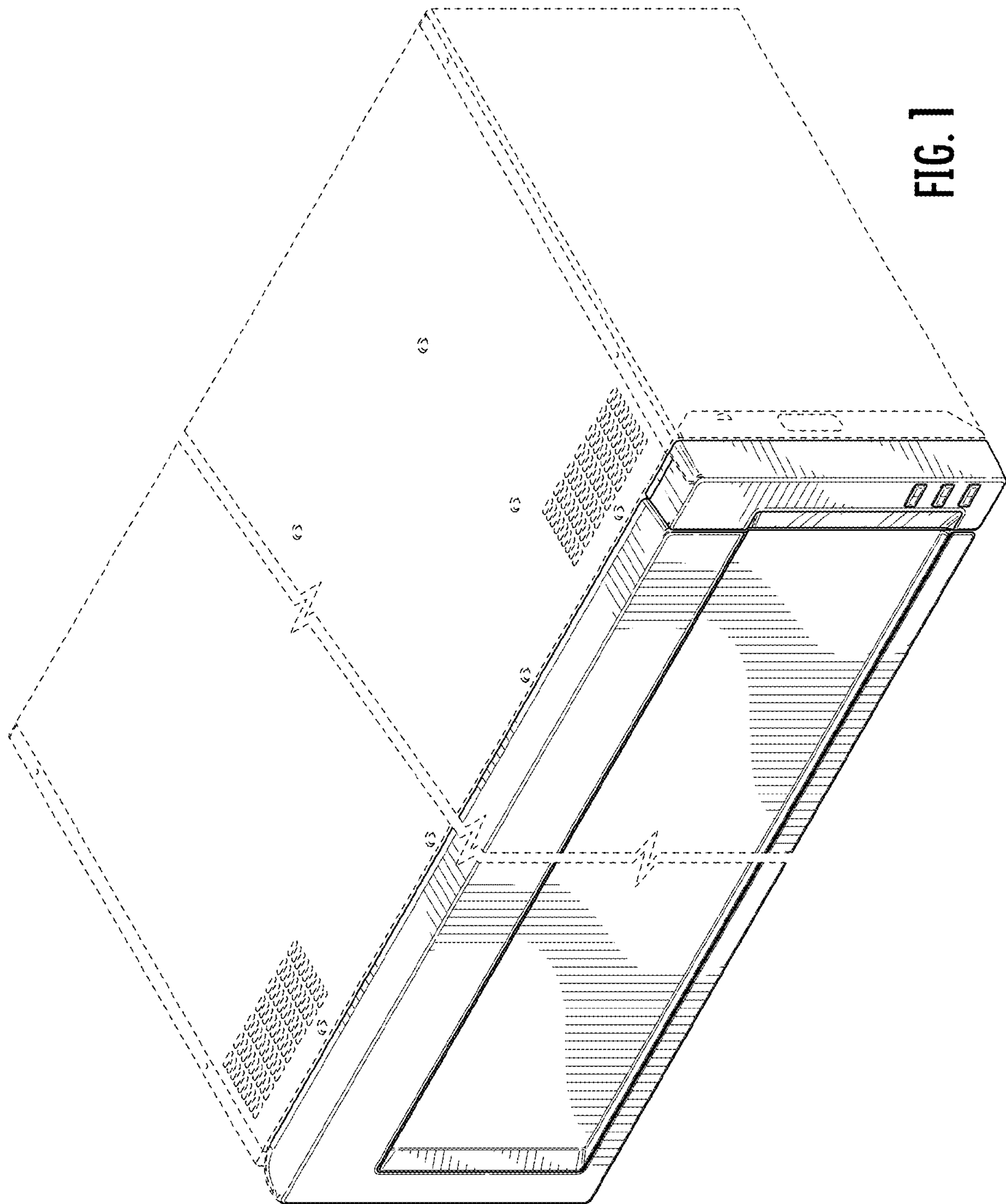


FIG. 1

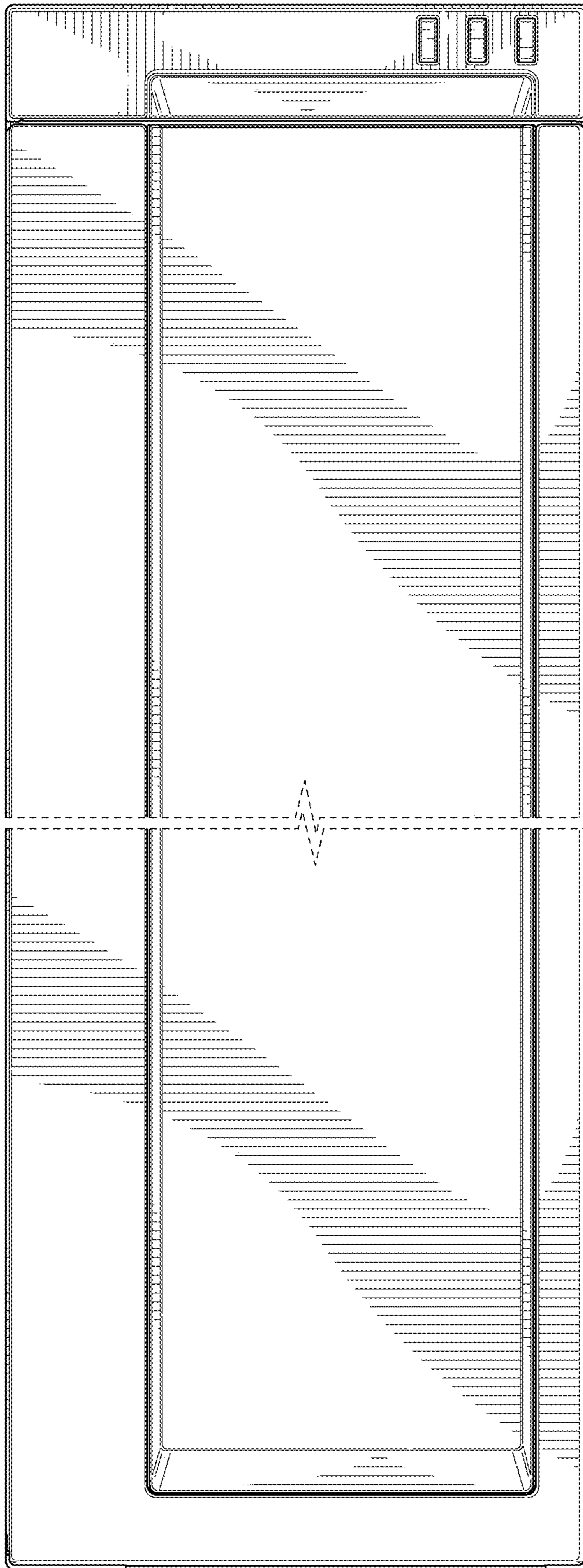


FIG. 2

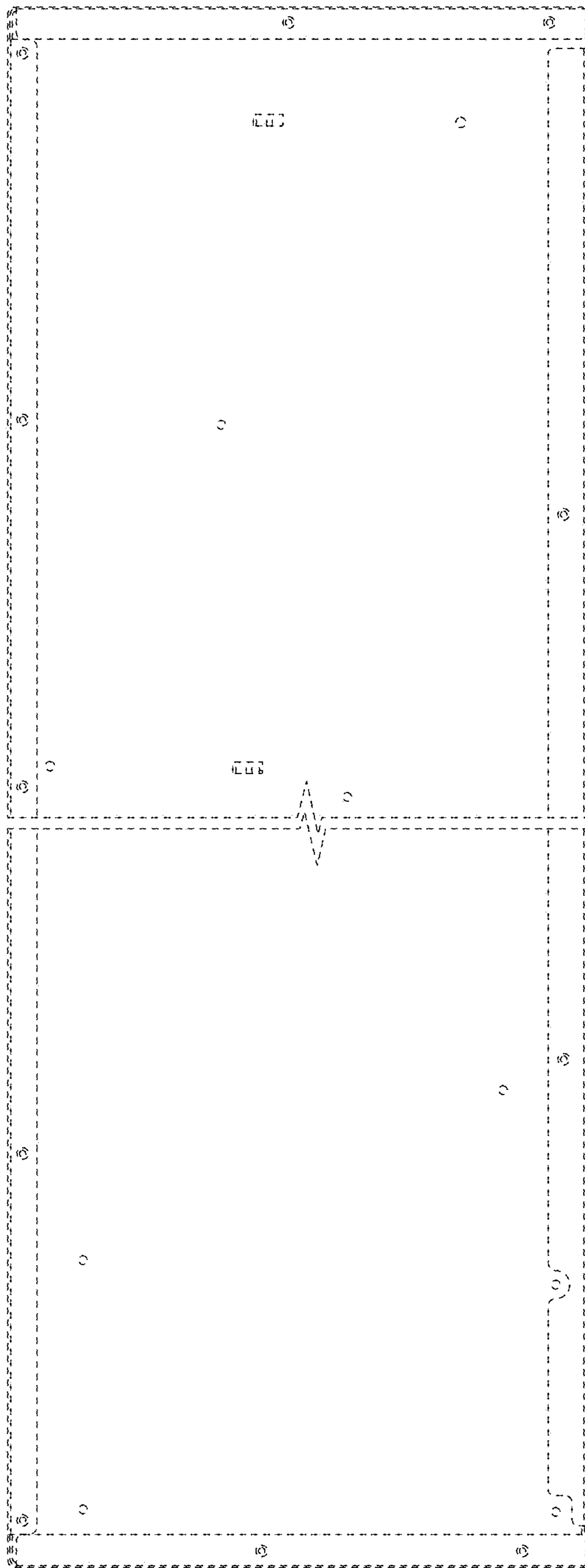


FIG. 3



FIG. 4



FIG. 5

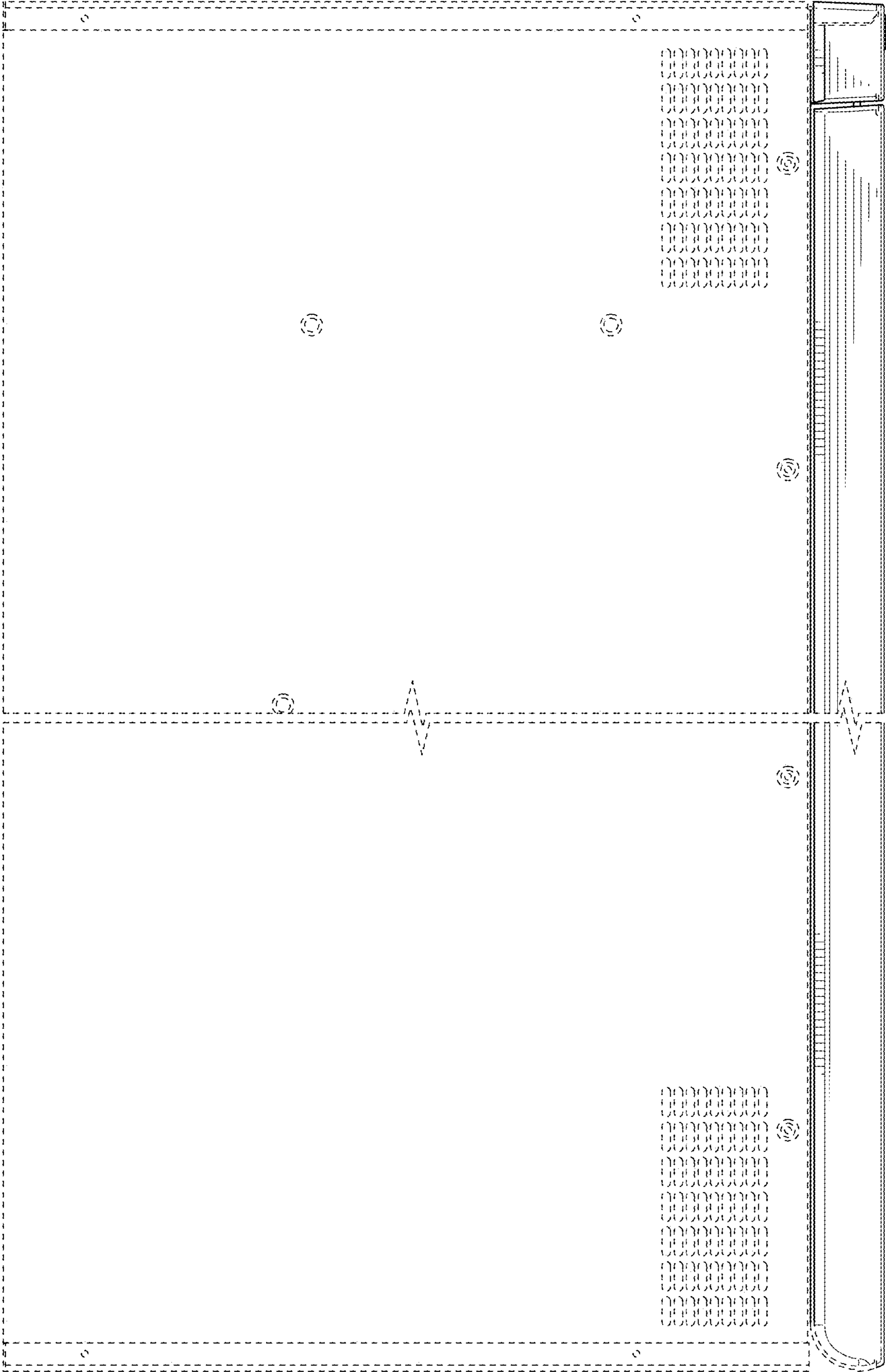


FIG. 6

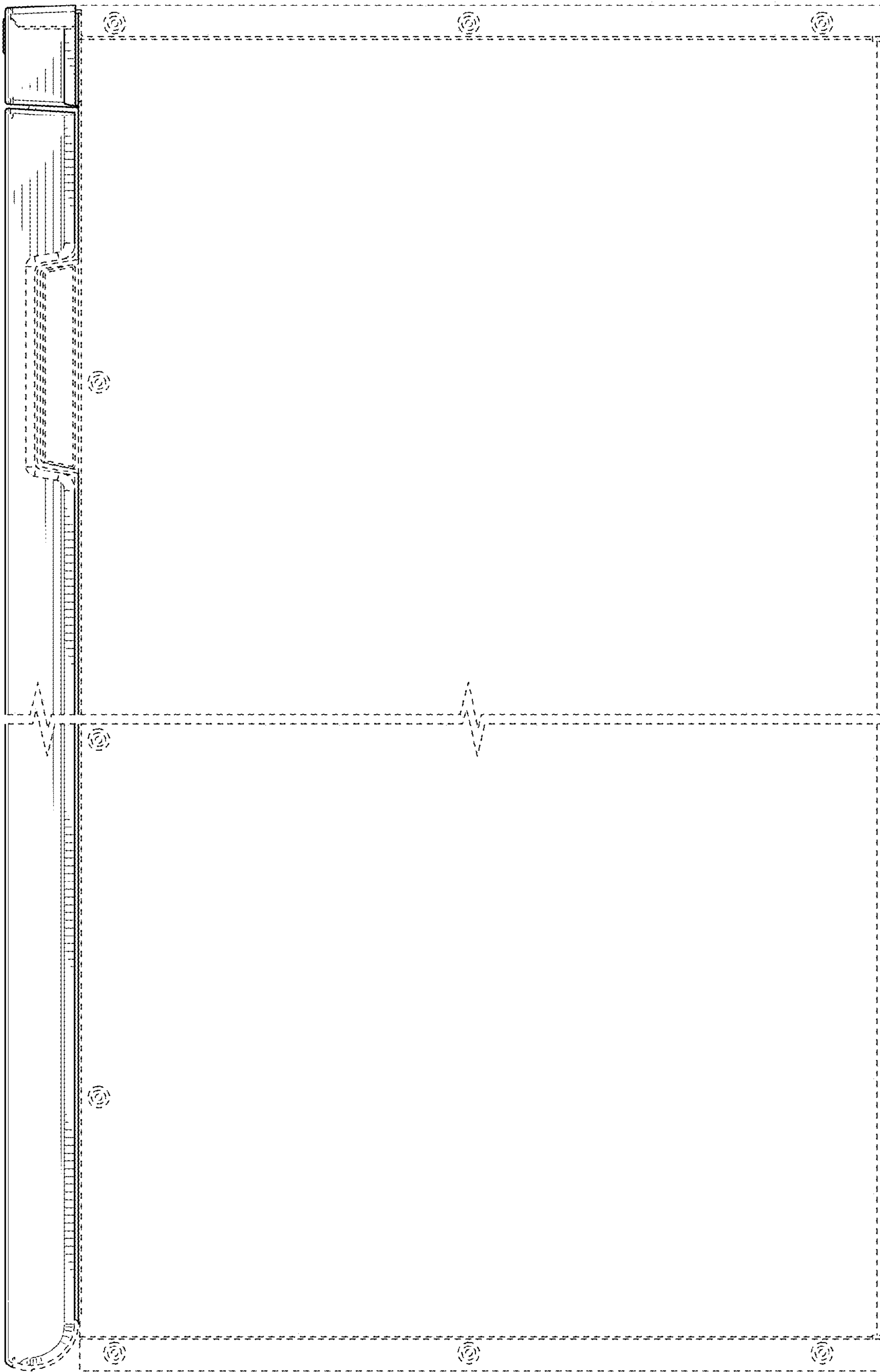


FIG. 7