



US00D960606S

(12) **United States Design Patent**
Chen

(10) **Patent No.:** **US D960,606 S**

(45) **Date of Patent:** **** Aug. 16, 2022**

(54) **YOGA TOWEL**

(71) Applicant: **RuYa Chen**, Guangzhou (CN)

(72) Inventor: **RuYa Chen**, Guangzhou (CN)

(**) Term: **15 Years**

(21) Appl. No.: **29/743,681**

(22) Filed: **Jul. 23, 2020**

(51) **LOC (13) Cl.** **06-11**

(52) **U.S. Cl.**
USPC **D6/582**

(58) **Field of Classification Search**
USPC D6/582, 583, 585, 587-589, 591, 592,
D6/596-598, 609; D7/388; D14/458;
D19/9, 10; D20/10, 22, 28, 40, 43;
D21/792; D23/310; D25/48.2;
D30/118; D32/56, 57
CPC A47G 27/0206; A47G 27/0212; A47G
27/0225; A47G 27/0237; A01N 25/34;
A47K 3/002; A63B 21/4037; A63B 6/00
See application file for complete search history.

(56) **References Cited**

U.S. PATENT DOCUMENTS

D382,354 S *	8/1997	Engberg	D25/157
6,446,289 B1 *	9/2002	Su	A47C 27/18 5/709
6,511,257 B1 *	1/2003	Seaux	E01C 9/086
D469,726 S *	2/2003	Kraines	D12/203
D475,856 S *	6/2003	Karul	D5/58
D622,965 S *	9/2010	Bridges	D5/53
D702,446 S *	4/2014	Boyle	D5/61
D785,342 S *	5/2017	Ricci	D5/59
D845,031 S *	4/2019	Huang	D12/203
10,736,485 B1 *	8/2020	Galbraith	A47L 23/266
D911,071 S *	2/2021	Yu	D6/601

D922,073 S *	6/2021	Dittrich	D19/75
D934,954 S *	11/2021	Daniels	D21/334
D935,232 S *	11/2021	Tang	D6/608
D940,478 S *	1/2022	Scorgie	D5/58
D945,341 S *	3/2022	Wu	D12/203
D946,306 S *	3/2022	Thelin	D6/582
D946,307 S *	3/2022	Thelin	D6/582
2007/0219523 A1 *	9/2007	Bruun	A61F 13/5323 604/385.101
2008/0229500 A1 *	9/2008	Lin	A47C 15/002 5/417
2014/0272278 A1 *	9/2014	Malpass	B29C 33/40 264/225
2018/0009977 A1 *	1/2018	Kim	C08L 91/00
2019/0275714 A1 *	9/2019	Kanoh	B29C 45/14065

* cited by examiner

Primary Examiner — Kevin K Rudzinski
Assistant Examiner — Clare Ann Gannon
(74) *Attorney, Agent, or Firm* — Rumit Ranjit Kanakia

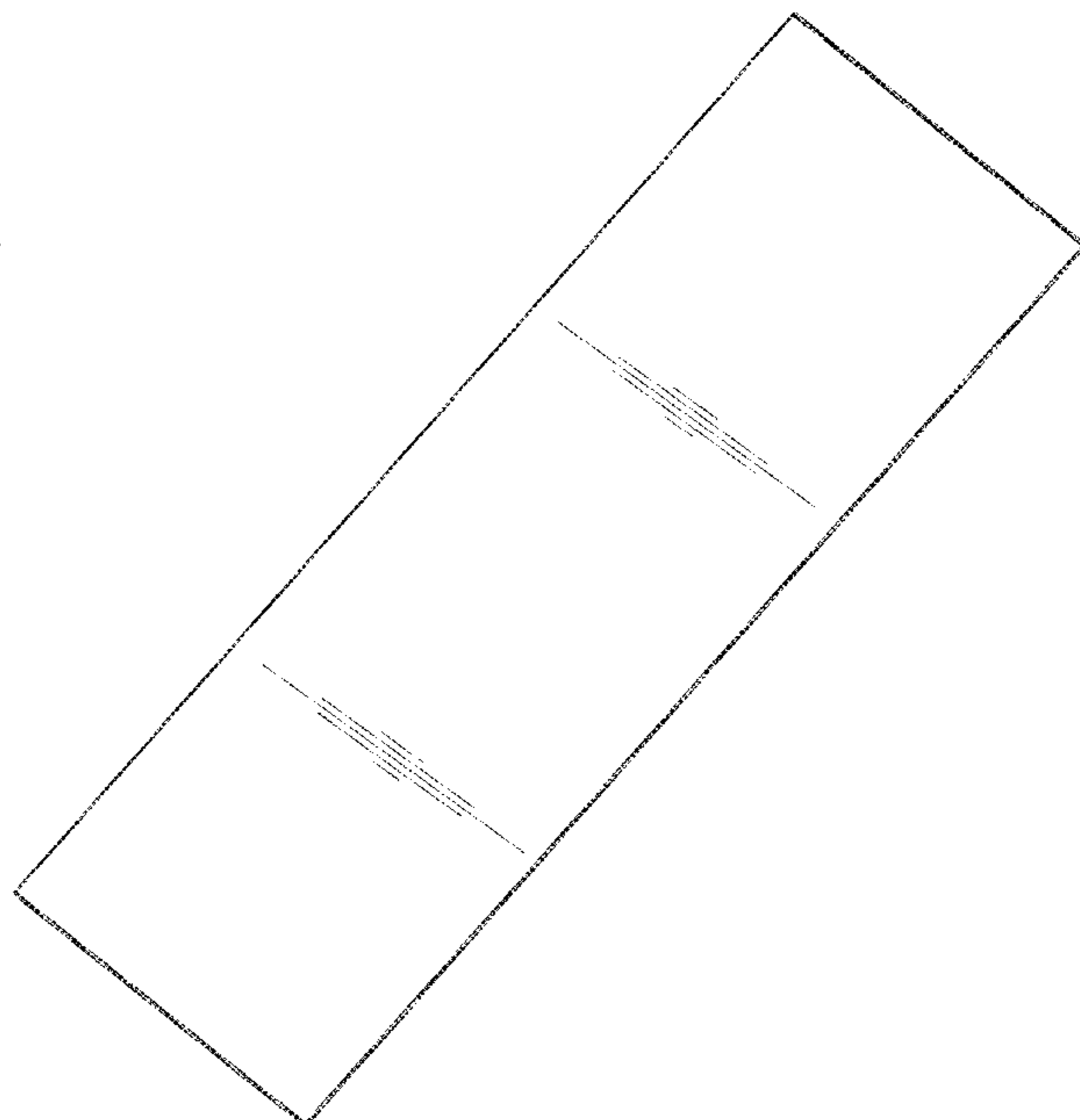
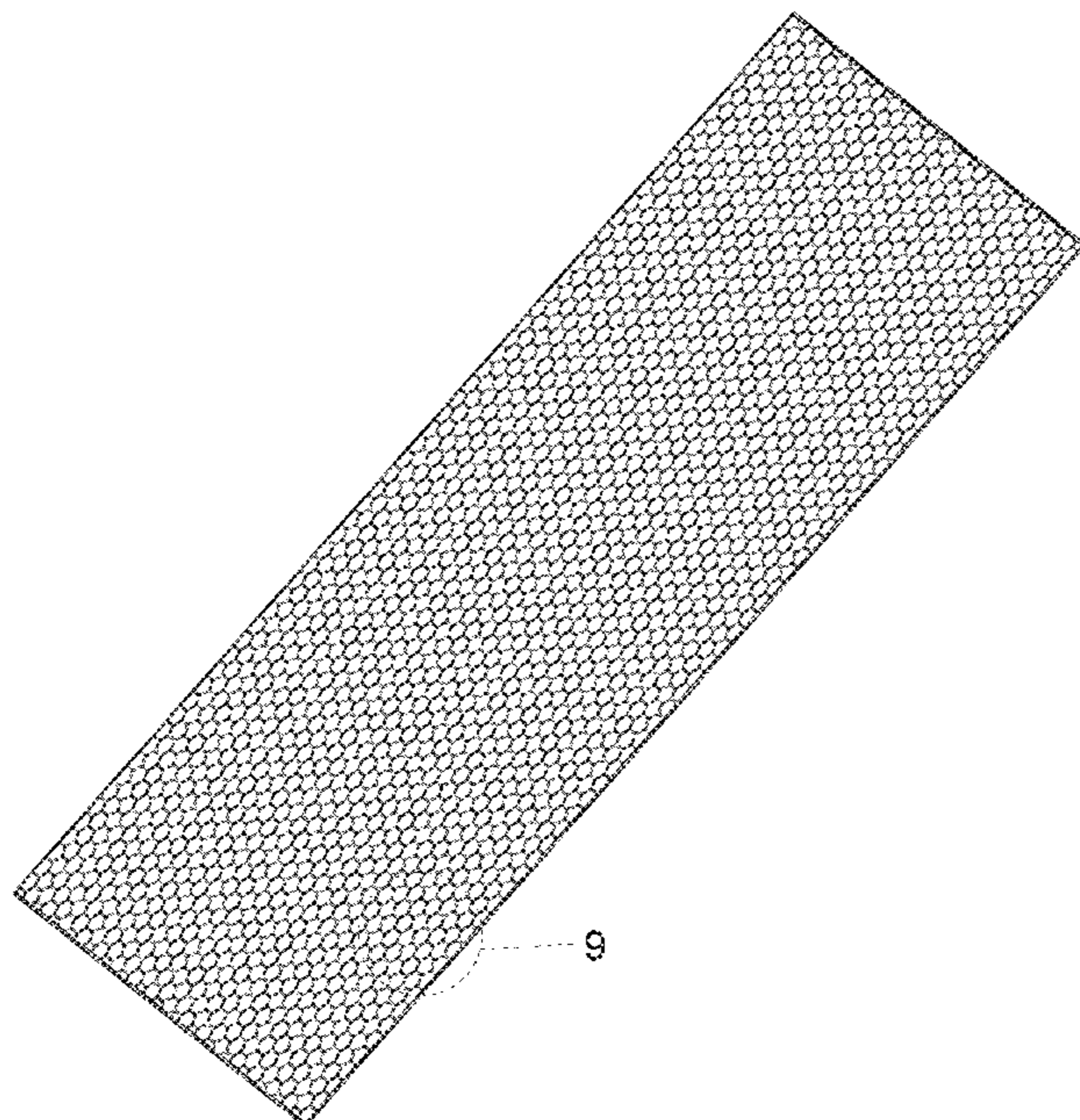
(57) **CLAIM**

I claim the ornamental design for a yoga towel, as shown and described.

DESCRIPTION

FIG. 1 is a perspective view of a yoga towel showing my new design;
FIG. 2 is back perspective view thereof;
FIG. 3 is a front view thereof;
FIG. 4 is a rear view thereof;
FIG. 5 is a right side view thereof;
FIG. 6 is a left side view thereof;
FIG. 7 is a top view thereof;
FIG. 8 is a bottom view thereof; and,
FIG. 9 is an enlarged detail view of the area 9 in FIG. 1 thereof.

1 Claim, 7 Drawing Sheets



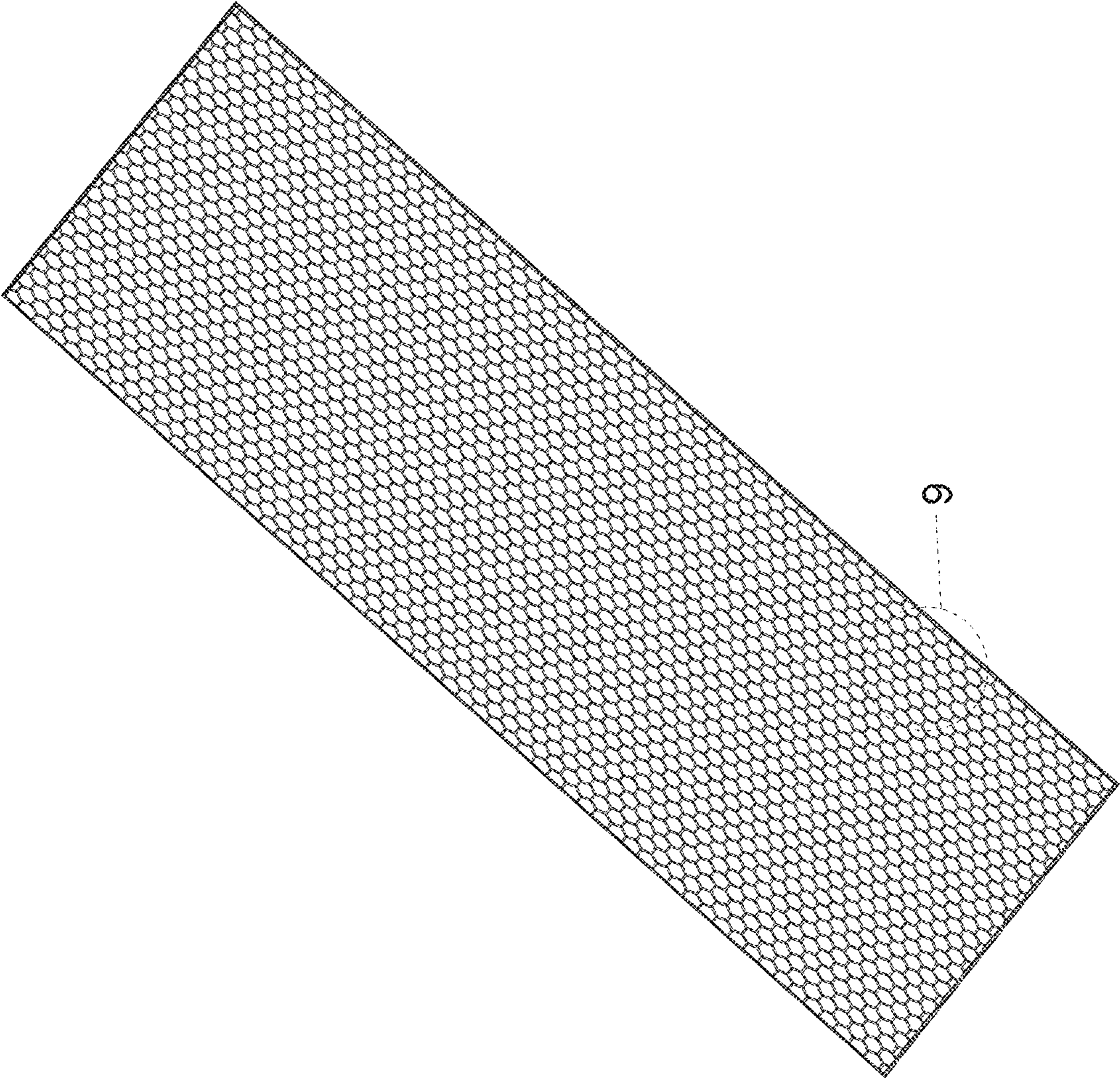


FIG. 1

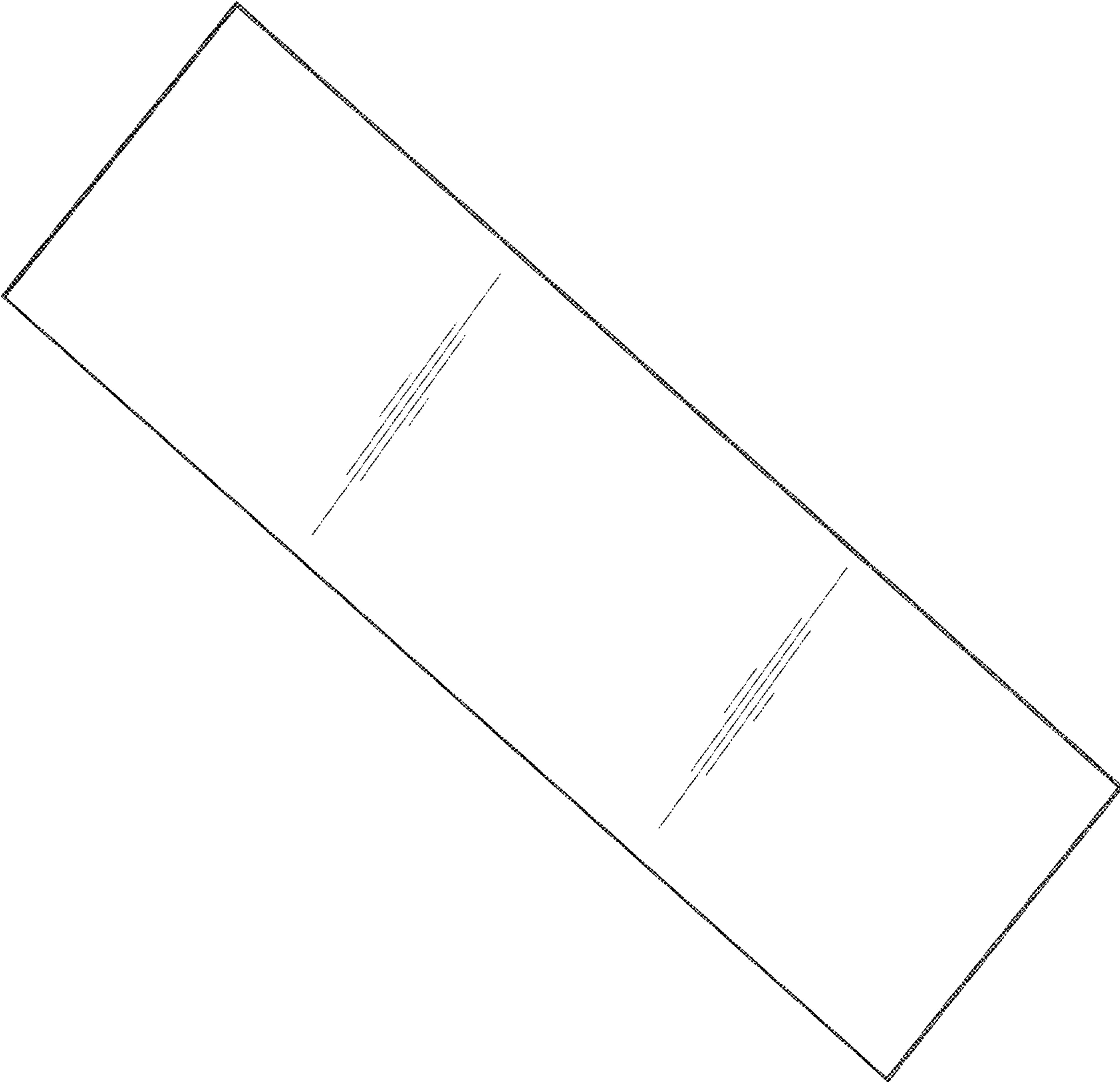


FIG. 2




FIG. 3




FIG. 4



FIG. 5



FIG. 6



FIG. 8



FIG. 7

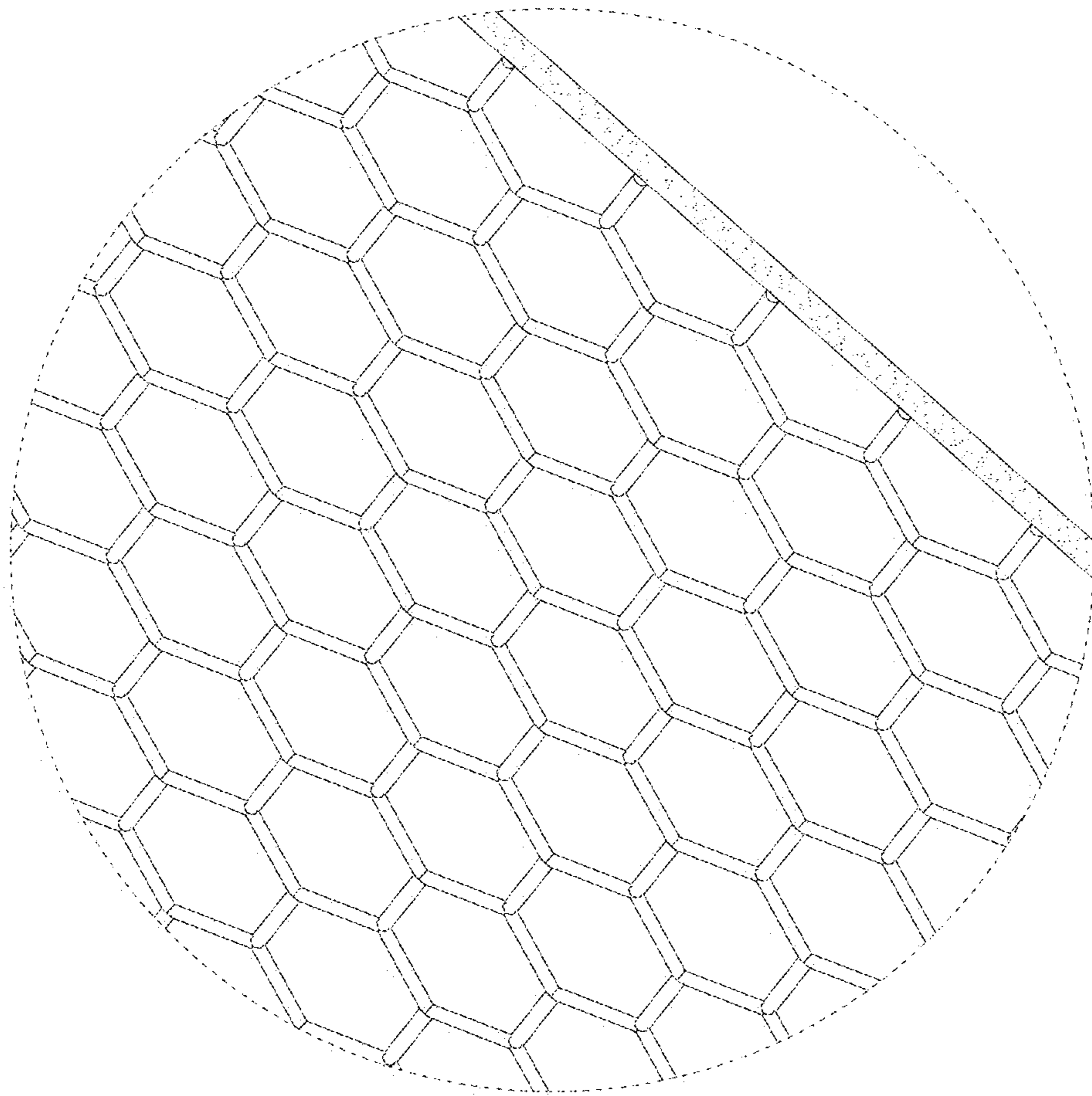


FIG. 9