

US00D960588S

(12) **United States Design Patent** (10) **Patent No.:** **US D960,588 S**
Kauffman et al. (45) **Date of Patent:** **** Aug. 16, 2022**

(54) **BRUSH HANDLE**
(71) Applicant: **FC Brands LLC**, New York, NY (US)
(72) Inventors: **Heather Kauffman**, Larchmont, NY (US); **Tal Chitayat**, New York, NY (US); **David Chitayat**, Shanghai (CN); **Pieter Schouten**, Berkeley, CA (US)
(73) Assignee: **FC Brands LLC**, New York, NY (US)
(**) Term: **15 Years**
(21) Appl. No.: **29/739,278**

| | | | |
|--------------|---------|--------------------|---------|
| D737,531 S | 8/2015 | Chitayat et al. | |
| D762,392 S | 8/2016 | Chitayat et al. | |
| D766,582 S * | 9/2016 | Metter | D4/104 |
| D771,955 S | 11/2016 | Chitayat et al. | |
| D774,014 S | 12/2016 | Chitayat et al. | |
| D775,471 S | 1/2017 | Chitayat et al. | |
| D825,931 S | 8/2018 | Chitayat et al. | |
| D857,396 S * | 8/2019 | Nguyen | D4/101 |
| D857,641 S * | 8/2019 | Weaver-Habib | D14/135 |
| D864,584 S * | 10/2019 | Frei | D4/127 |
| D887,127 S * | 6/2020 | Kauffman | D3/201 |
| D899,772 S * | 10/2020 | Kauffman | D3/294 |
| D911,110 S * | 2/2021 | Kauffman | D7/532 |
| D911,111 S * | 2/2021 | Kauffman | D7/532 |
| D946,287 S * | 3/2022 | Kauffman | D4/199 |
| D949,571 S * | 4/2022 | Zhang | D4/134 |

* cited by examiner

(22) Filed: **Jun. 24, 2020**
(51) **LOC (13) Cl.** **04-01**
(52) **U.S. Cl.**
USPC **D4/138**
(58) **Field of Classification Search**
USPC D4/100, 102, 114, 115, 116, 117, 118,
D4/119, 120, 121, 122, 123, 124, 125,
D4/126, 127, 128, 129, 130, 131, 132,
D4/133, 134, 135, 136, 137, 138, 199,
D4/101; D32/35, 40, 42, 50, 51
CPC .. A46B 3/12; A46B 5/02; A46B 5/021; A46B
2200/20; A46B 2200/202
See application file for complete search history.

Primary Examiner — Karen E Eldridge Powers
(74) *Attorney, Agent, or Firm* — Pierce Atwood LLP

(57) **CLAIM**

The ornamental design for a brush handle, as shown and described.

DESCRIPTION

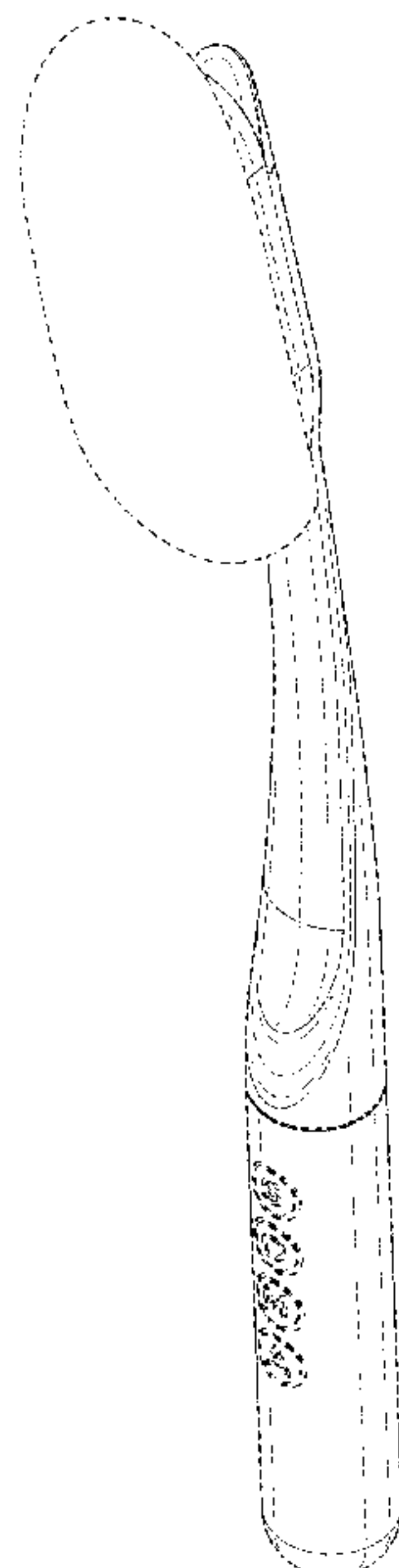
FIG. 1 is a front perspective view of a brush handle showing our new design;
FIG. 2 is a front elevation view thereof;
FIG. 3 is a rear elevation view thereof;
FIG. 4 is a right side elevation view thereof;
FIG. 5 is a left side elevation view thereof;
FIG. 6 is a top plan view thereof; and,
FIG. 7 is a bottom plan view thereof.
The broken lines showing the brush head illustrate environmental subject matter that forms no part of the claimed design. All other broken lines depict portions of the brush handle that form no part of the claimed design.

(56) **References Cited**

U.S. PATENT DOCUMENTS

| | | | |
|----------------|---------|------------------|----------------------|
| D281,123 S * | 10/1985 | Frassanito | D4/114 |
| D294,885 S * | 3/1988 | Mollenhoff | 15/23 |
| D363,976 S * | 11/1995 | Vinal | D23/303 |
| D373,903 S * | 9/1996 | Stutzer | D4/104 |
| 7,552,498 B2 * | 6/2009 | Welsh | A46B 5/002 D4/130 |
| D714,065 S | 9/2014 | Chitayat et al. | |
| D734,908 S | 7/2015 | Chitayat et al. | |

1 Claim, 6 Drawing Sheets



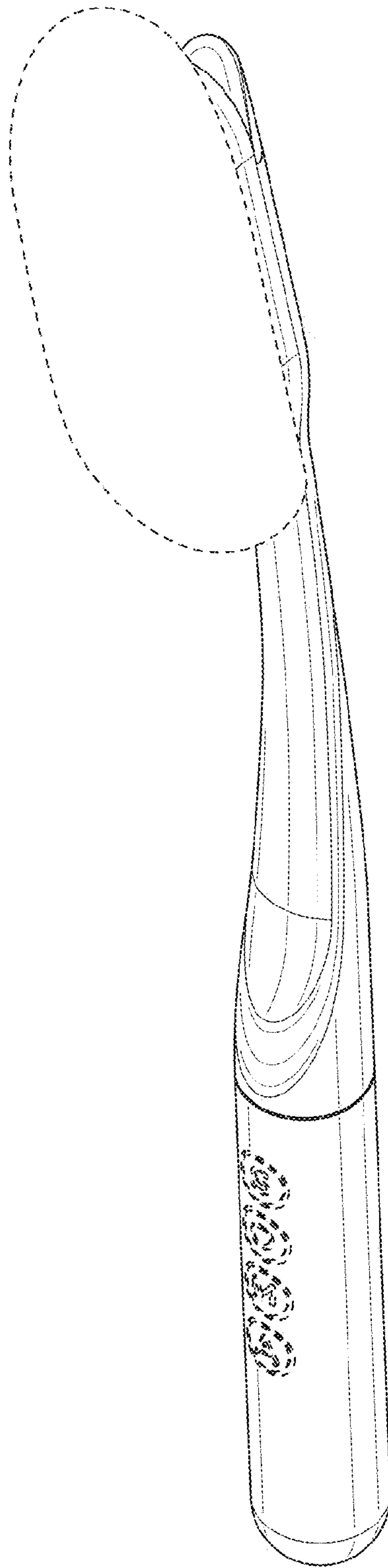


FIG. 1

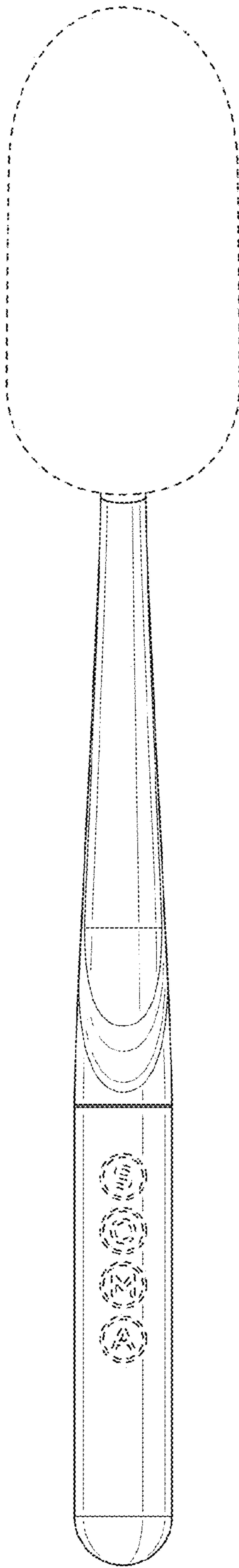


FIG. 2

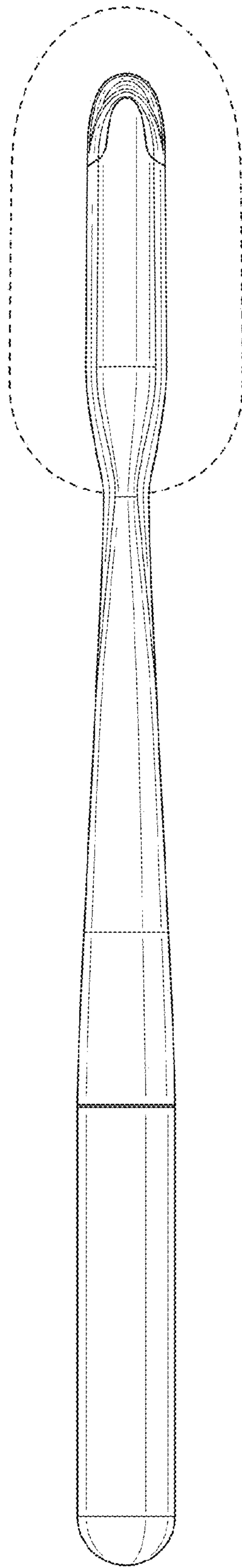


FIG. 3

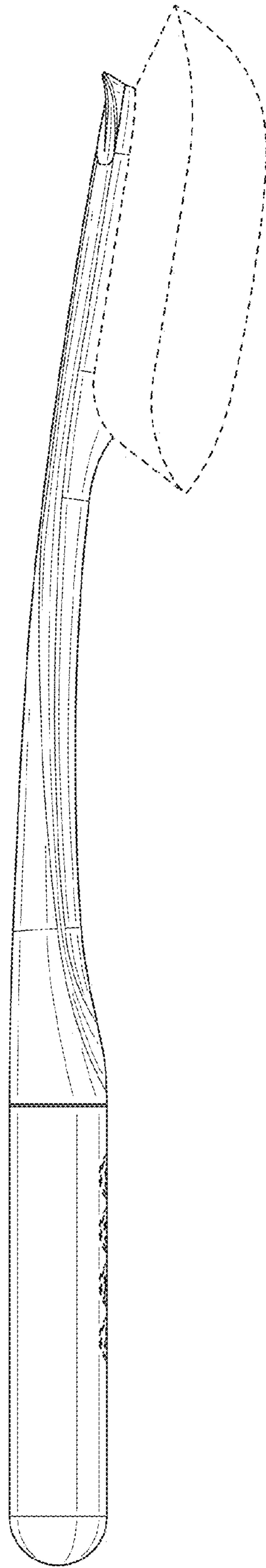


FIG. 4

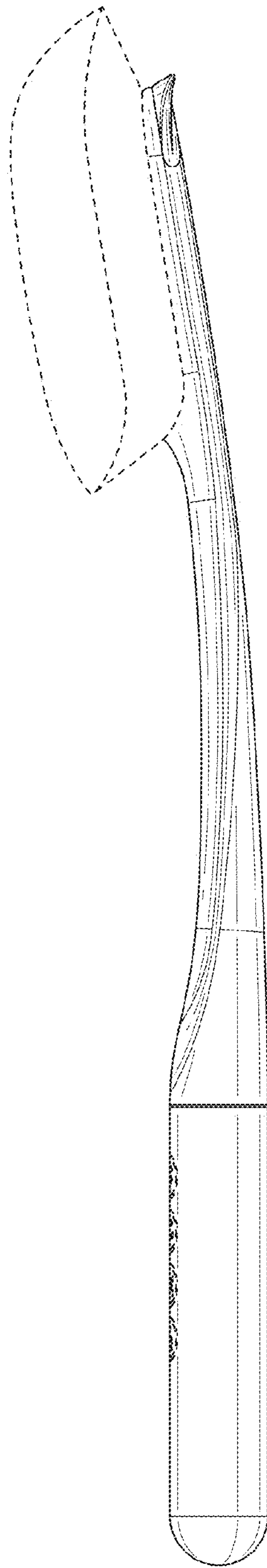


FIG. 5

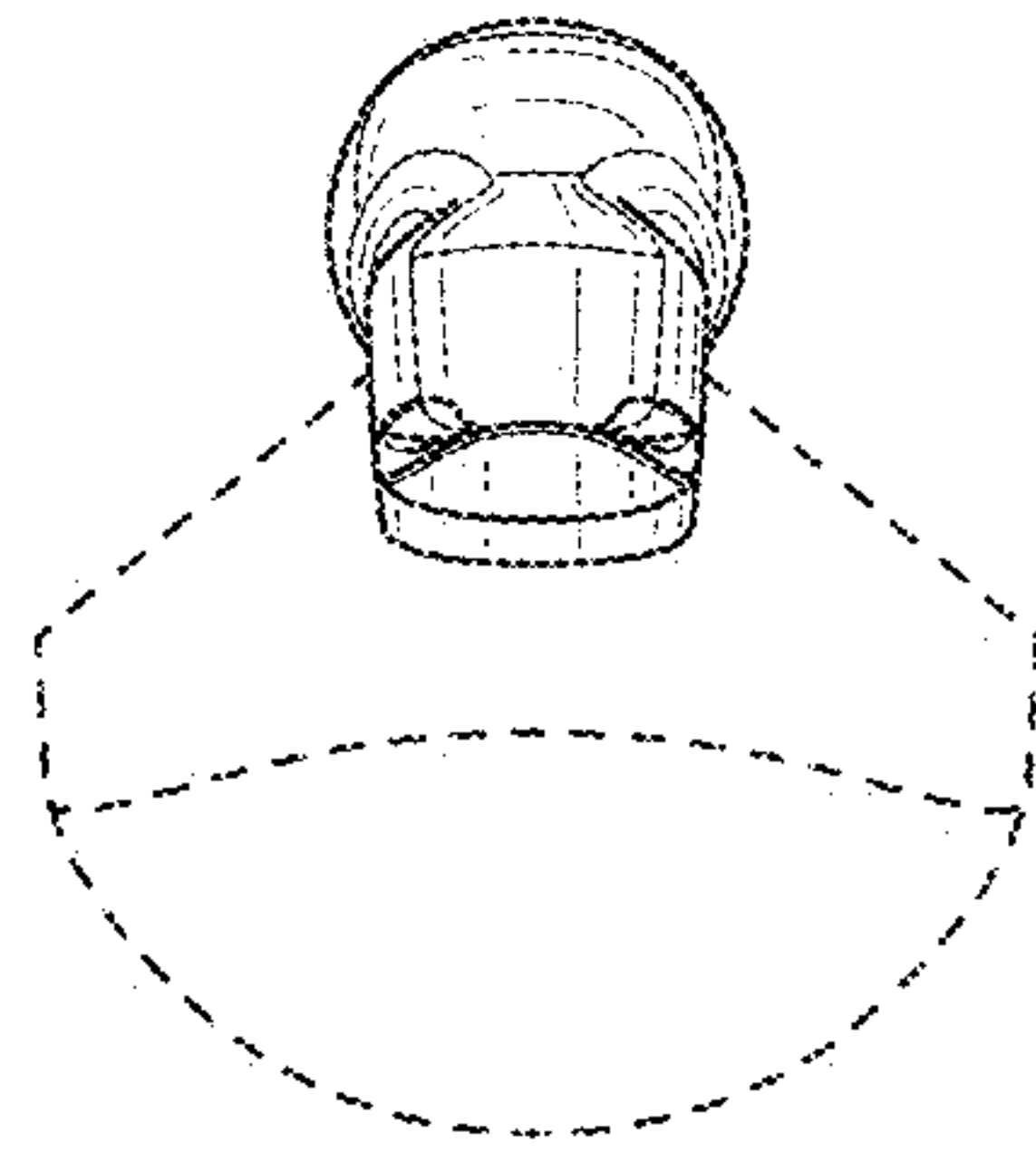


FIG. 6

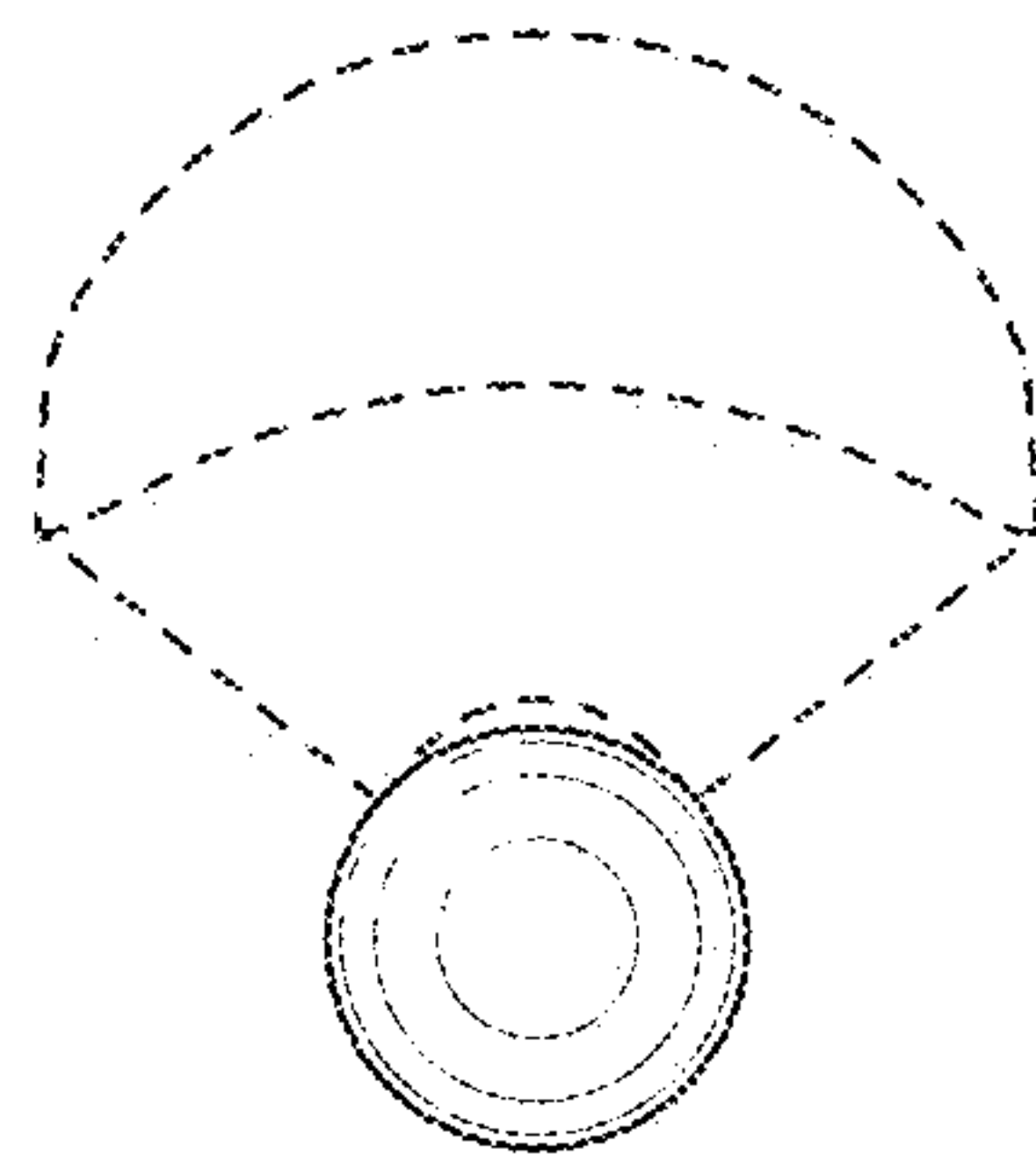


FIG. 7