

US00D960587S

(12) **United States Design Patent**
Hohls et al.

(10) **Patent No.:** **US D960,587 S**
(45) **Date of Patent:** **** Aug. 16, 2022**

(54) **BRISTLE**
(71) Applicant: **Perlon GmbH**, Munderkingen (DE)
(72) Inventors: **Karl-Heinz Hohls**, Bensheim (DE);
Christian Fleischhut, Fürth (DE)
(73) Assignee: **Perlon GmbH**, Munderkingen (DE)
(**) Term: **15 Years**
(21) Appl. No.: **35/510,331**
(22) Filed: **Jul. 30, 2020**
(80) **Hague Agreement Data**
Int. Filing Date: **Jul. 30, 2020**
Int. Reg. No.: **DM/210185**
Int. Reg. Date: **Jul. 30, 2020**
Int. Reg. Pub. Date: **Sep. 18, 2020**

(30) **Foreign Application Priority Data**
Feb. 1, 2020 (DE) 40 2020 000 062
(51) **LOC (13) Cl.** **04-99**
(52) **U.S. Cl.**
USPC **D4/130**
(58) **Field of Classification Search**
USPC D9/130, 135, 104, 115, 101, 119, 136,
D9/129; D1/125, 124, 128, 126;
D30/160; D6/708
CPC A21C 3/00; A23G 9/286; A23G 3/2015;
A46B 9/023; A46B 17/08; A46B 9/04;
H01R 4/70; H05B 6/12
See application file for complete search history.

(56) **References Cited**
U.S. PATENT DOCUMENTS
1,802,698 A * 4/1931 Blanchard A23G 9/286
426/138
3,156,194 A * 11/1964 Scott A21C 3/00
426/501

5,021,611 A * 6/1991 Amano H01R 4/70
156/49
5,479,673 A * 1/1996 Carton A46B 17/08
15/105
5,622,502 A * 4/1997 Wilkes A46B 9/04
15/167.1
5,908,574 A * 6/1999 Keogh H05B 6/12
219/622
D501,697 S * 2/2005 Bortone D1/125
6,915,543 B2 * 7/2005 McEntyre A46B 9/023
132/120
D526,762 S * 8/2006 Richey D1/125
D532,584 S * 11/2006 Richey D1/125
D562,005 S * 2/2008 King D4/129
8,916,223 B2 * 12/2014 Burgess A23G 3/2015
426/516
D721,217 S * 1/2015 Rogers D1/125
D721,218 S * 1/2015 Rogers D1/125

(Continued)

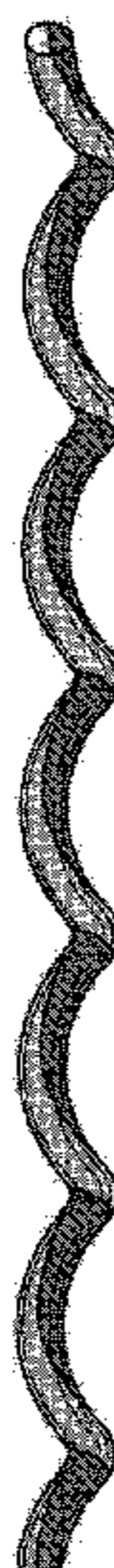
Primary Examiner — Rhea Shields
(74) *Attorney, Agent, or Firm* — McGlew and Tuttle, P.C.

(57) **CLAIM**
The ornamental design for a bristle, as shown and described.

DESCRIPTION

Fig. 5.1 is a perspective view;
Fig. 5.2 is a front view;
Fig. 5.3 is a rear view;
Fig. 5.4 is a side view;
Fig. 5.5 is a side view;
Fig. 5.6 is a top view; and
Fig. 5.7 is a bottom view.
Fig. 6.1 is a perspective view;
Fig. 6.2 is a front view;
Fig. 6.3 is a rear view;
Fig. 6.4 is a side view;
Fig. 6.5 is a side view;
Fig. 6.6 is a top view; and
Fig. 6.7 is a bottom view.

1 Claim, 14 Drawing Sheets



(56)

References Cited

U.S. PATENT DOCUMENTS


D722,417 S *	2/2015	Rogers	D1/125
D723,241 S *	3/2015	Walker	D1/125
D728,891 S *	5/2015	Berrada	D1/125
D729,492 S *	5/2015	Rogers	D1/125
D730,618 S *	6/2015	Kouakou	D1/126
D731,829 S *	6/2015	Lewis	D6/708
D734,614 S *	7/2015	Driesen	D4/101
D751,297 S *	3/2016	Borovicka	D4/119
D763,543 S *	8/2016	Guidolin	D1/128
D764,180 S *	8/2016	Treeby	D4/136
D785,948 S *	5/2017	Weaver	D4/135
D793,650 S *	8/2017	Herrenbruck	D1/125
D799,218 S *	10/2017	Okai	D4/104
D826,484 S *	8/2018	Loi	D30/160
D848,694 S *	5/2019	Antler	D32/35
D867,764 S *	11/2019	Stubbs	D4/115
D895,226 S *	9/2020	Yousef Zadeh	D1/124

* cited by examiner

5.1




5.2




5.3




5.4



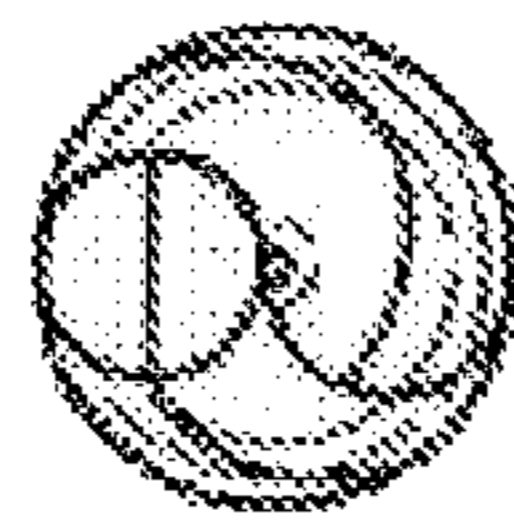
5.5



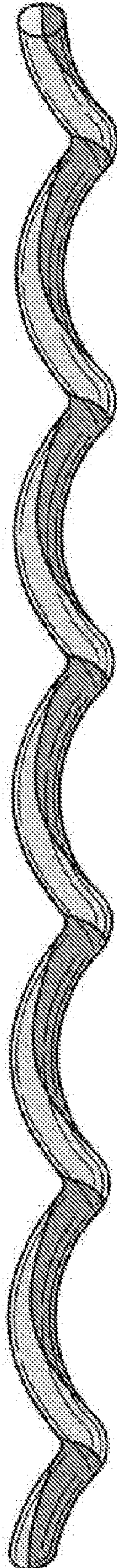
5.6



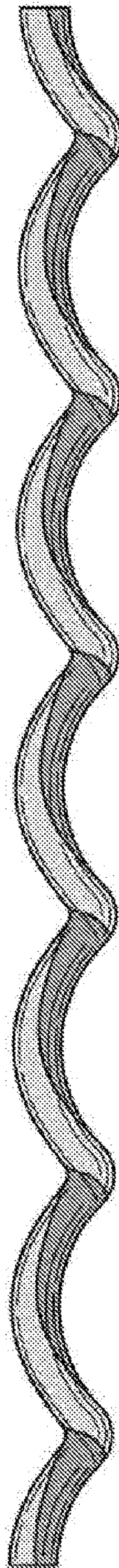
5.7



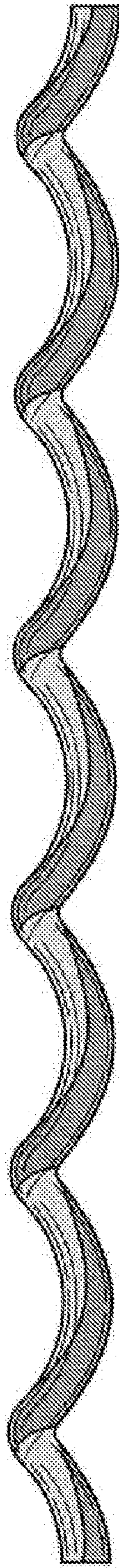
6.1



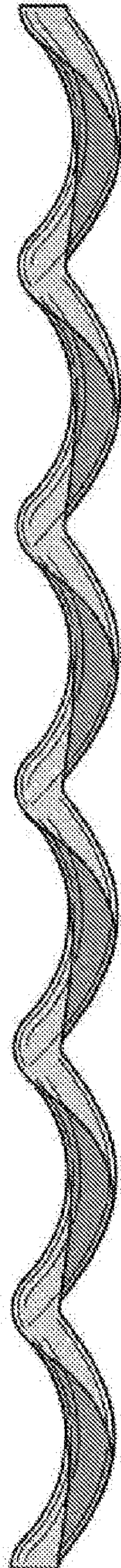
6.2



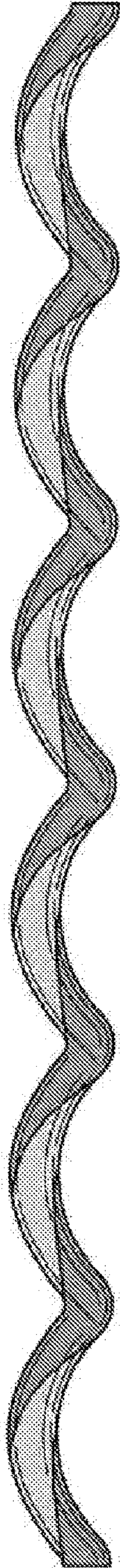
6.3



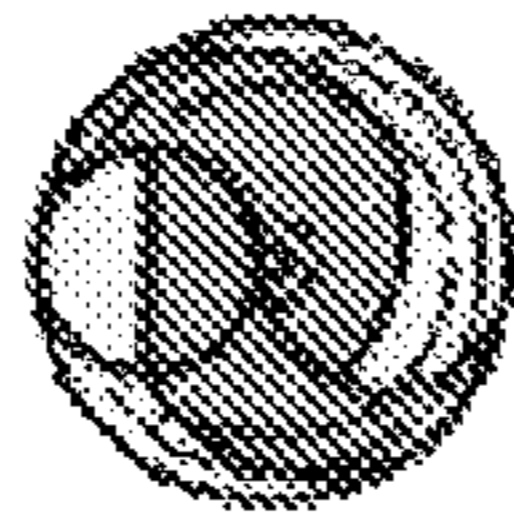
6.4



6.5



6.6



6.7

