

US00D960554S

(12) **United States Design Patent**  
**Yang**

(10) **Patent No.:** **US D960,554 S**

(45) **Date of Patent:** **\*\* Aug. 16, 2022**

- (54) **EMBROIDERY TOOL**
- (71) Applicant: **SHENZHEN KAIHUI TECHNOLOGY CO., LTD.**, Shenzhen (CN)
- (72) Inventor: **Xiaoxiang Yang**, Shenzhen (CN)
- (\*\*) Term: **15 Years**
- (21) Appl. No.: **29/776,115**
- (22) Filed: **Mar. 28, 2021**
- (51) **LOC (13) Cl.** ..... **02-07**
- (52) **U.S. Cl.**  
USPC ..... **D3/26**
- (58) **Field of Classification Search**  
USPC ..... D3/18, 20, 26; D8/367, 370, 383;  
D11/200, 208, 209, 4, 5  
CPC ..... D05C 1/00; D05C 1/02; D05C 1/04  
See application file for complete search history.

- D284,044 S \* 6/1986 Di Martino ..... D05B 91/04  
D3/26
- 4,723,367 A \* 2/1988 Samoilov ..... D05C 1/04  
38/102.2
- 4,827,638 A \* 5/1989 Peters ..... D05C 1/04  
D3/25
- D309,057 S \* 7/1990 Peters ..... D15/66
- D309,058 S \* 7/1990 Peters ..... D3/26
- D329,325 S 9/1992 Gilbert, Jr. et al.
- 5,303,486 A \* 4/1994 Dell ..... D05C 1/04  
38/102.2
- D357,799 S \* 5/1995 Wilkerson ..... D3/26
- 5,555,653 A \* 9/1996 Morgan ..... D05C 1/04  
38/102.2
- 5,722,191 A \* 3/1998 Morgan ..... D05C 1/04  
38/102.2
- D405,381 S \* 2/1999 Perrin ..... D11/4
- 6,095,068 A \* 8/2000 Hori ..... D05C 9/04  
38/102.2

(Continued)

*Primary Examiner* — Steven J Czyz

(57) **CLAIM**

The ornamental design for an embroidery tool, as shown and described.

(56) **References Cited**

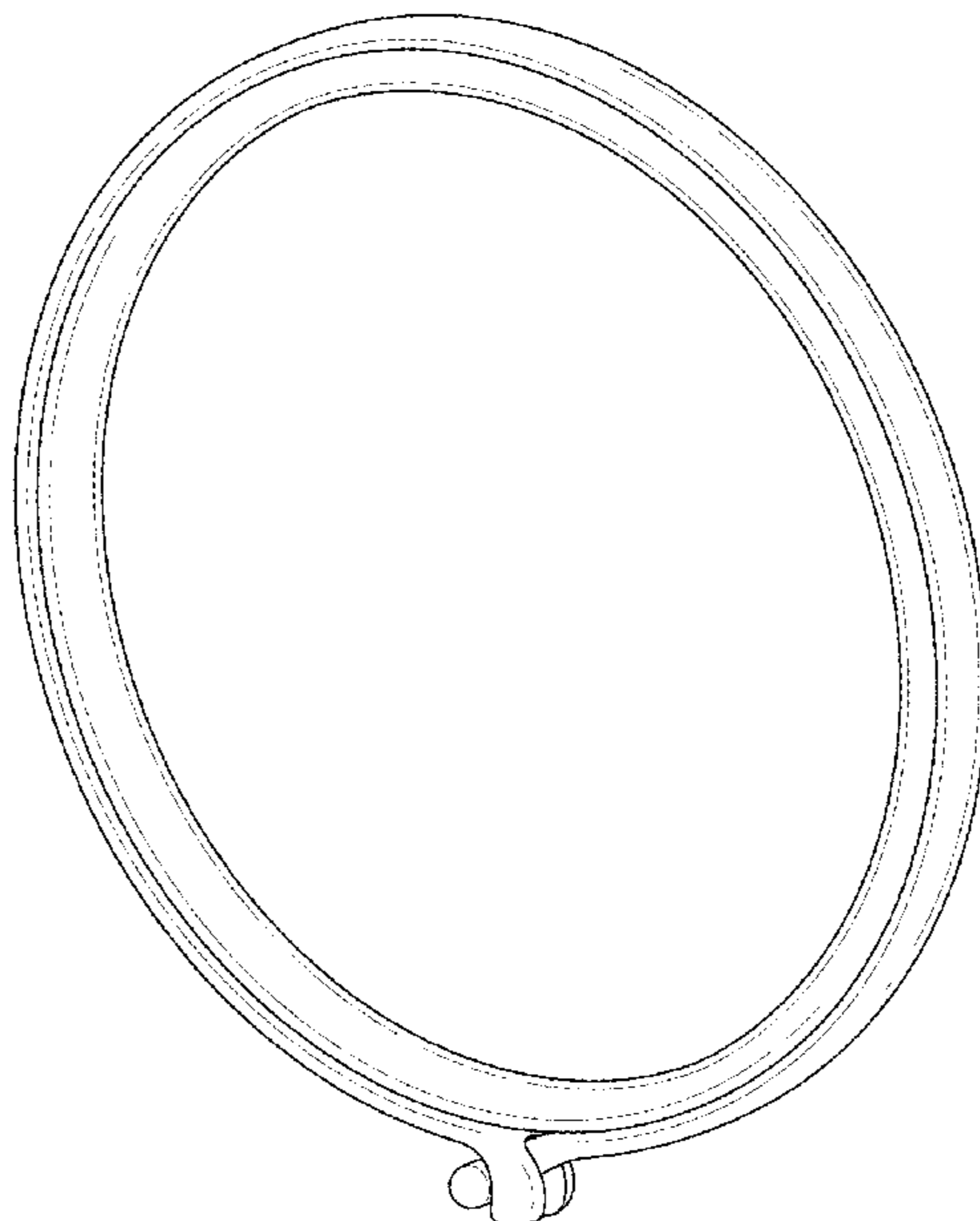
**U.S. PATENT DOCUMENTS**

- D28,301 S \* 2/1898 Gurnee et al. .... D3/26
- D28,671 S \* 5/1898 Gibbs et al. .... D3/26
- 1,079,042 A \* 11/1913 Duncan et al. .... D05C 1/04  
38/102.2
- 1,242,972 A \* 10/1917 Pettit et al. .... D05C 1/04  
38/102.2
- 3,596,385 A \* 8/1971 Tachibana ..... D05C 1/04  
38/102.2
- 3,818,620 A \* 6/1974 Field ..... D05C 1/04  
38/102.2
- 3,906,647 A \* 9/1975 Bates, Jr. .... D05C 1/04  
38/102.2
- 4,010,562 A \* 3/1977 Maier ..... D05B 91/04  
38/102.2
- D269,734 S 7/1983 Okada
- 4,494,344 A \* 1/1985 Petcen ..... B32B 17/10018  
38/102.2

**DESCRIPTION**

FIG. 1 is a top, front, right side perspective view of an embroidery tool showing my new design;  
 FIG. 2 is a front elevational view thereof;  
 FIG. 3 is a rear elevational view thereof;  
 FIG. 4 is a left side elevational view thereof;  
 FIG. 5 is a right side elevational view thereof;  
 FIG. 6 is a top plan view thereof;  
 FIG. 7 is a bottom plan view thereof.  
 FIG. 8 is a cross-sectional view of the embroidery tool of asw taken along section line 8-8 as depicted in FIG. 2; and,  
 FIG. 9 is a top, front, right side perspective view of the embroidery tool shown in an alternate state.

**1 Claim, 9 Drawing Sheets**



(56)

References Cited

U.S. PATENT DOCUMENTS

6,138,965	A *	10/2000	Iorio	.....	D05C 1/04 38/102.2
6,154,991	A *	12/2000	Duncan	.....	D05C 1/04 38/102.2
6,158,153	A *	12/2000	Morgan	.....	D05C 1/04 38/102.2
D445,021	S *	7/2001	Harvey	.....	D8/367
D445,562	S *	7/2001	Bronstein	.....	D05C 1/04 D3/26
D473,371	S *	4/2003	Bronstein	.....	B32B 17/10018 D3/26
D515,450	S *	2/2006	Schiesl-Griesinger	.....	D11/4
D540,029	S *	4/2007	Morgan	.....	D05C 9/04 D3/26
7,415,785	B1 *	8/2008	Morgan	.....	D05B 91/10 38/102.2
D630,963	S *	1/2011	Papadimitriou	.....	D11/4
D735,469	S	8/2015	Rastogi		
D757,593	S *	5/2016	Dulien	.....	D11/4
9,340,913	B1 *	5/2016	Gala	.....	D05C 9/04
D773,174	S *	12/2016	Okuma	.....	D3/26
9,546,441	B1 *	1/2017	Chen	.....	D05C 1/06
D782,181	S	3/2017	Rastogi		
D827,479	S *	9/2018	Saiger	.....	D11/5
D848,304	S *	5/2019	Warren	.....	D11/4
D877,488	S	3/2020	Elalouf		
11,053,963	B1 *	7/2021	Silveira	.....	D05C 1/04
D934,670	S *	11/2021	Puga	.....	D8/395
2004/0040186	A1 *	3/2004	Wilson	.....	D05C 1/04 38/102.2
2008/0229629	A1 *	9/2008	Konig	.....	D05C 9/04 38/102.2
2019/0017204	A1 *	1/2019	Nelson	.....	D06C 3/08
2020/0291560	A1 *	9/2020	Ueda	.....	D05C 9/04
2021/0079576	A1 *	3/2021	Padgett	.....	D05C 1/02

\* cited by examiner

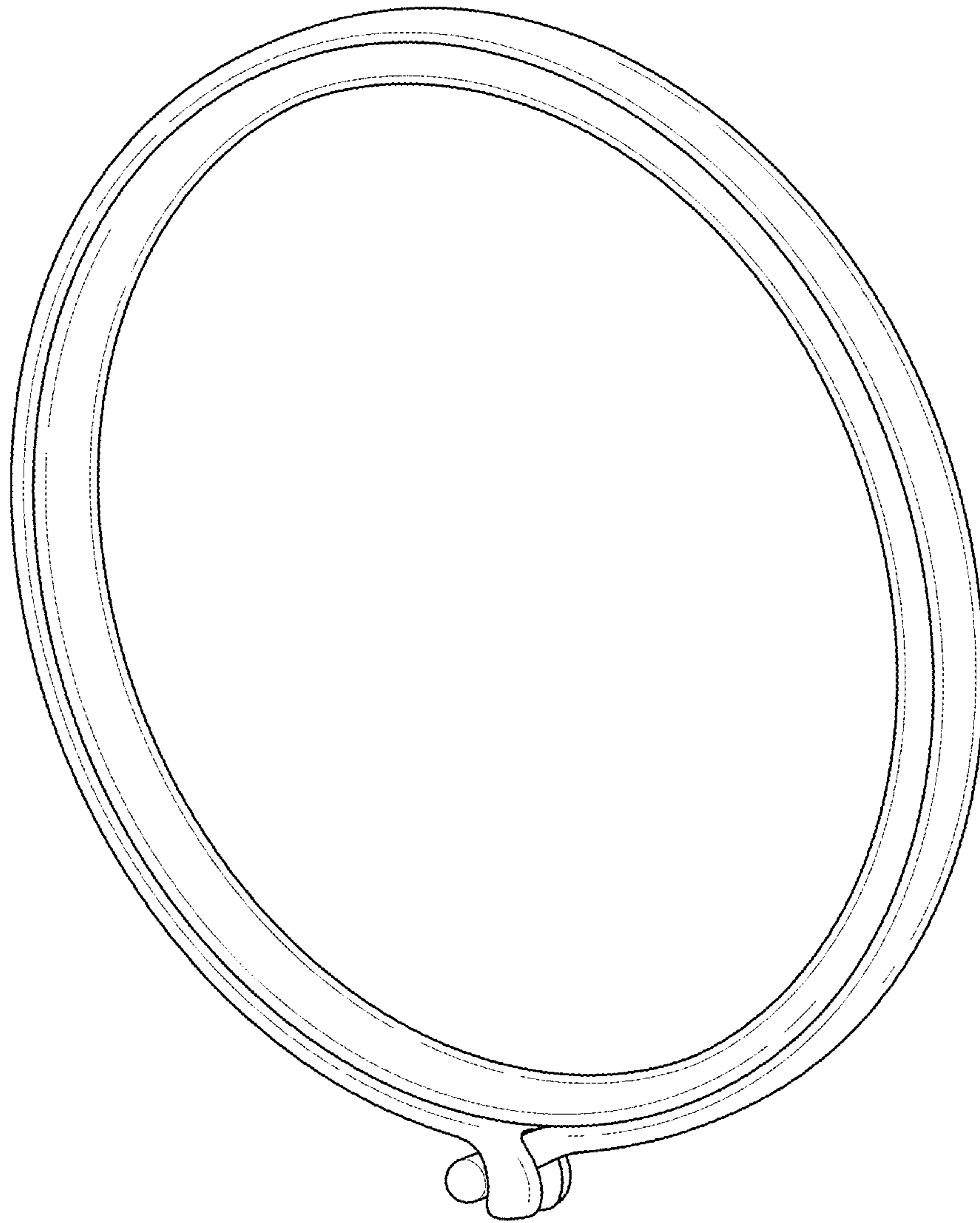


FIG.1

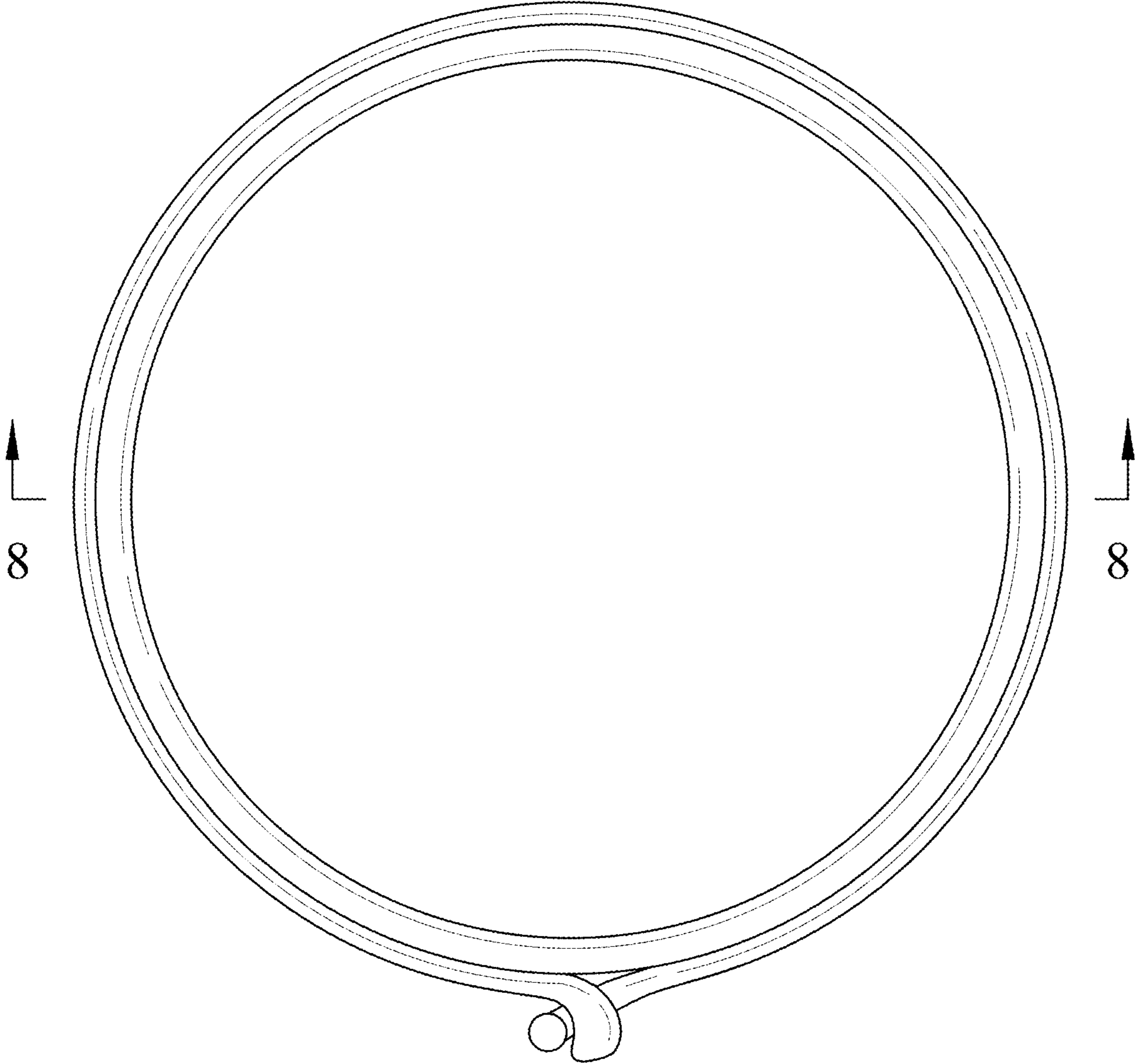


FIG.2

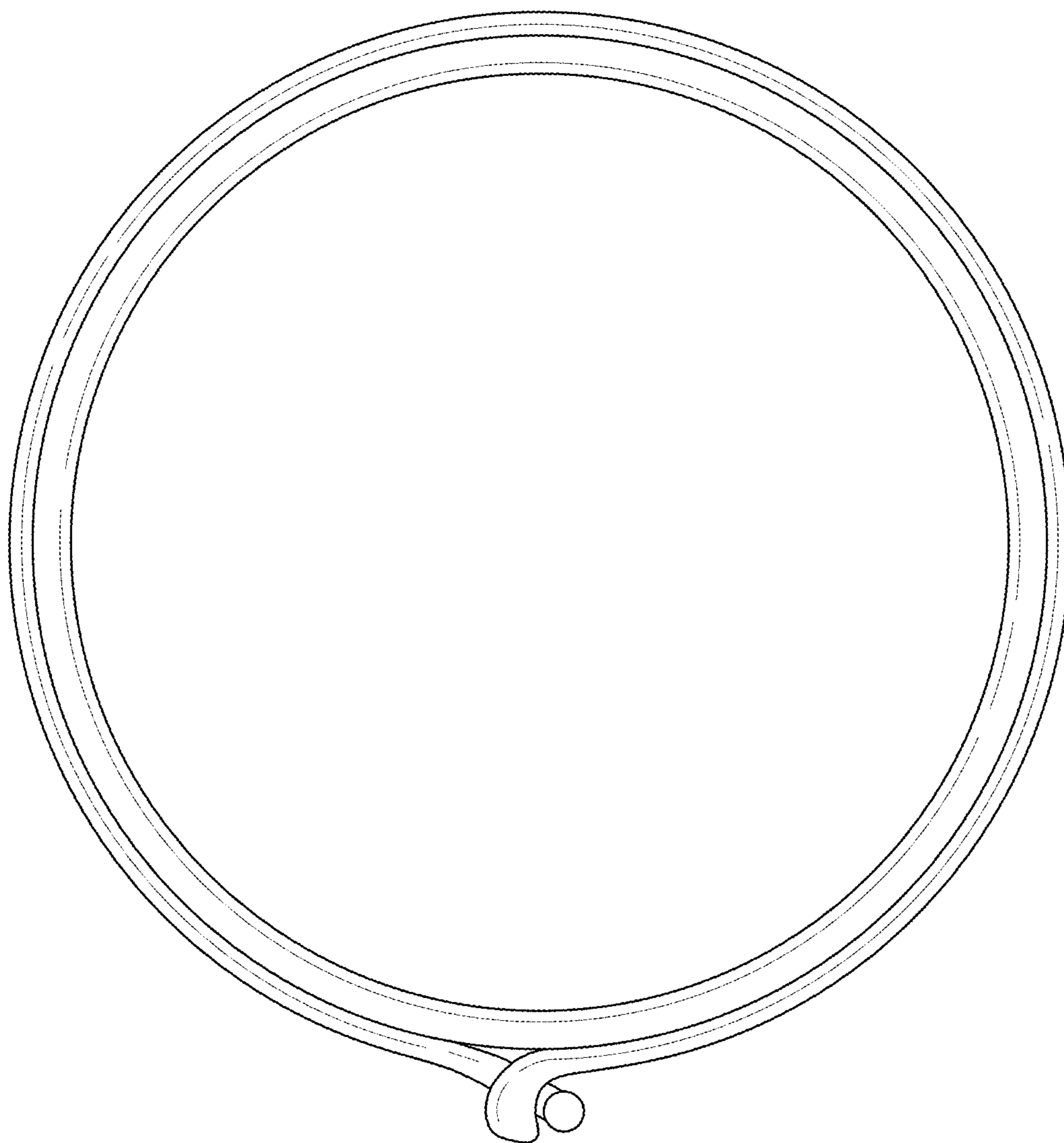


FIG.3




FIG.4

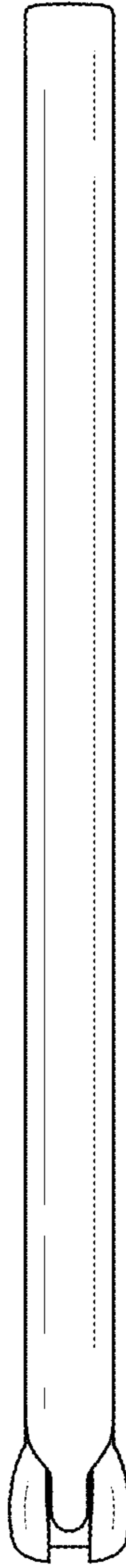


FIG.5




FIG.6



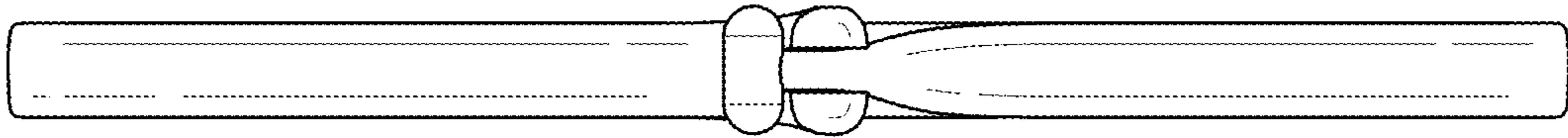


FIG.7




FIG.8

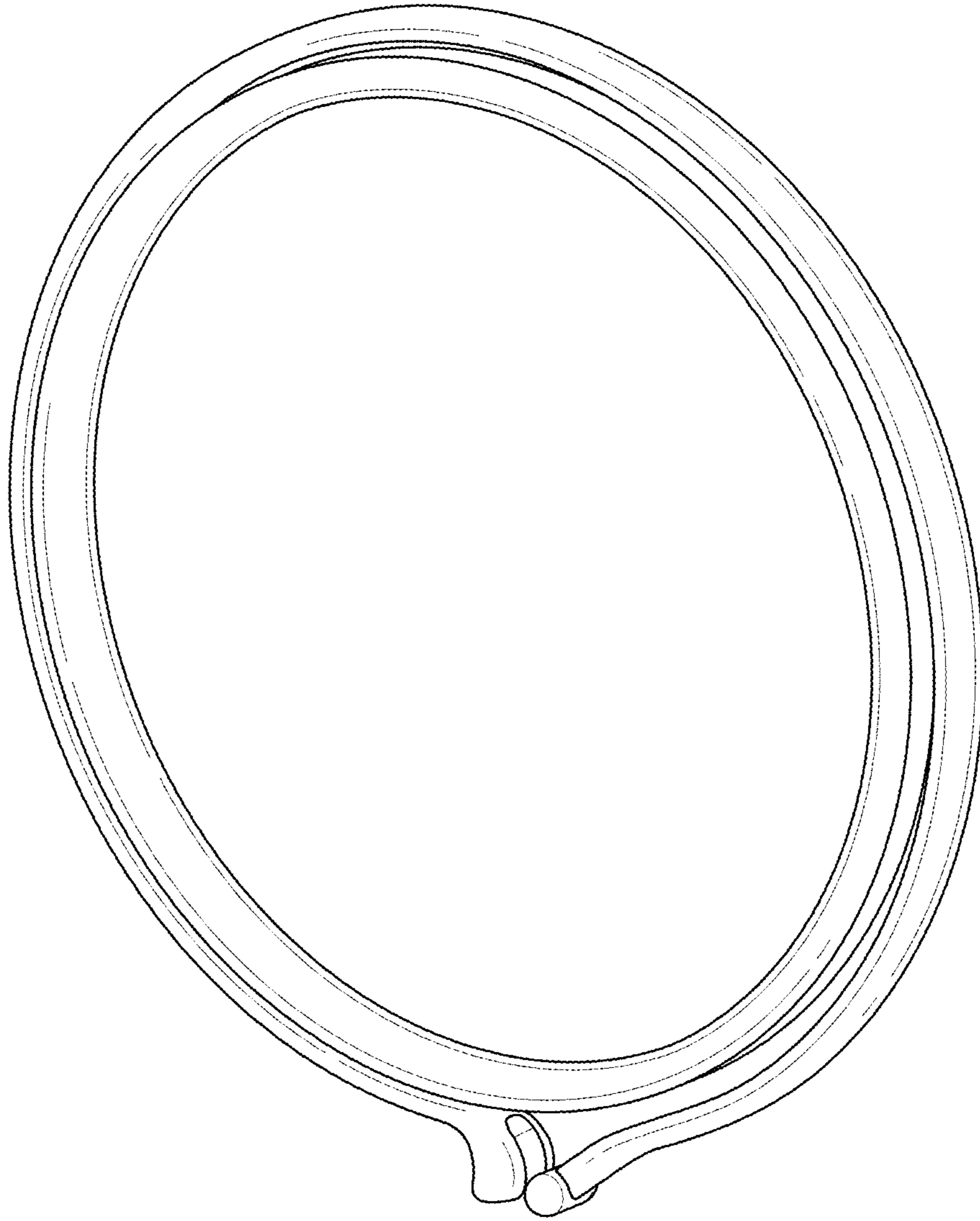


FIG.9