

US00D960549S

(12) **United States Design Patent** (10) **Patent No.:** **US D960,549 S**
Ledbetter (45) **Date of Patent:** **** Aug. 16, 2022**

- (54) **BOOT**
- (71) Applicant: **LaCrosse Footwear, Inc.**, Portland, OR (US)
- (72) Inventor: **Christopher Wayne Ledbetter**, Vancouver, WA (US)
- (73) Assignee: **LaCrosse Footwear, Inc.**, Portland, OR (US)
- (**) Term: **15 Years**
- (21) Appl. No.: **29/748,915**
- (22) Filed: **Sep. 1, 2020**

D712,638 S	9/2014	Barker et al.	
D722,761 S	2/2015	Monroy	
D723,259 S	3/2015	Norwood	
8,984,776 B2	3/2015	Ludemann et al.	
9,021,723 B2	5/2015	Meyer et al.	
D732,805 S	6/2015	Bruder	
D747,078 S	1/2016	Feller et al.	
D763,563 S *	8/2016	Monroy	D2/970
D781,030 S	3/2017	Foust	
9,635,902 B2	5/2017	Spiller	
D812,865 S	3/2018	Dowd et al.	
D838,455 S *	1/2019	Strother	D2/909
D862,848 S *	10/2019	Barker	D2/910
D872,986 S	1/2020	Ledbetter	
D895,254 S	9/2020	Ledbetter	
D907,912 S *	1/2021	Foust	D2/910
D915,054 S *	4/2021	Ledbetter	D2/970
2004/0020077 A1	2/2004	Thomas et al.	
2007/0039210 A1	2/2007	Clark et al.	
2015/0352762 A1	12/2015	Giangrandi	
2018/0103715 A1	4/2018	Chen	

Related U.S. Application Data

- (63) Continuation of application No. 29/707,754, filed on Sep. 30, 2019, now Pat. No. Des. 895,254, which is a continuation of application No. 29/642,490, filed on Mar. 29, 2018, now Pat. No. Des. 872,986.
- (51) **LOC (13) Cl.** **02-04**
- (52) **U.S. Cl.**
USPC **D2/970; D2/910**
- (58) **Field of Classification Search**
USPC D2/896-900, 909-915, 946, 969-974
CPC .. A43B 3/02; A43B 5/145; A43B 7/06; A43B 3/08; A43B 23/00; A43B 23/02
See application file for complete search history.

* cited by examiner

Primary Examiner — Rashida C. Walshon
(74) *Attorney, Agent, or Firm* — Perkins Coie LLP

(57) **CLAIM**

The ornamental design for a boot, as shown and described.

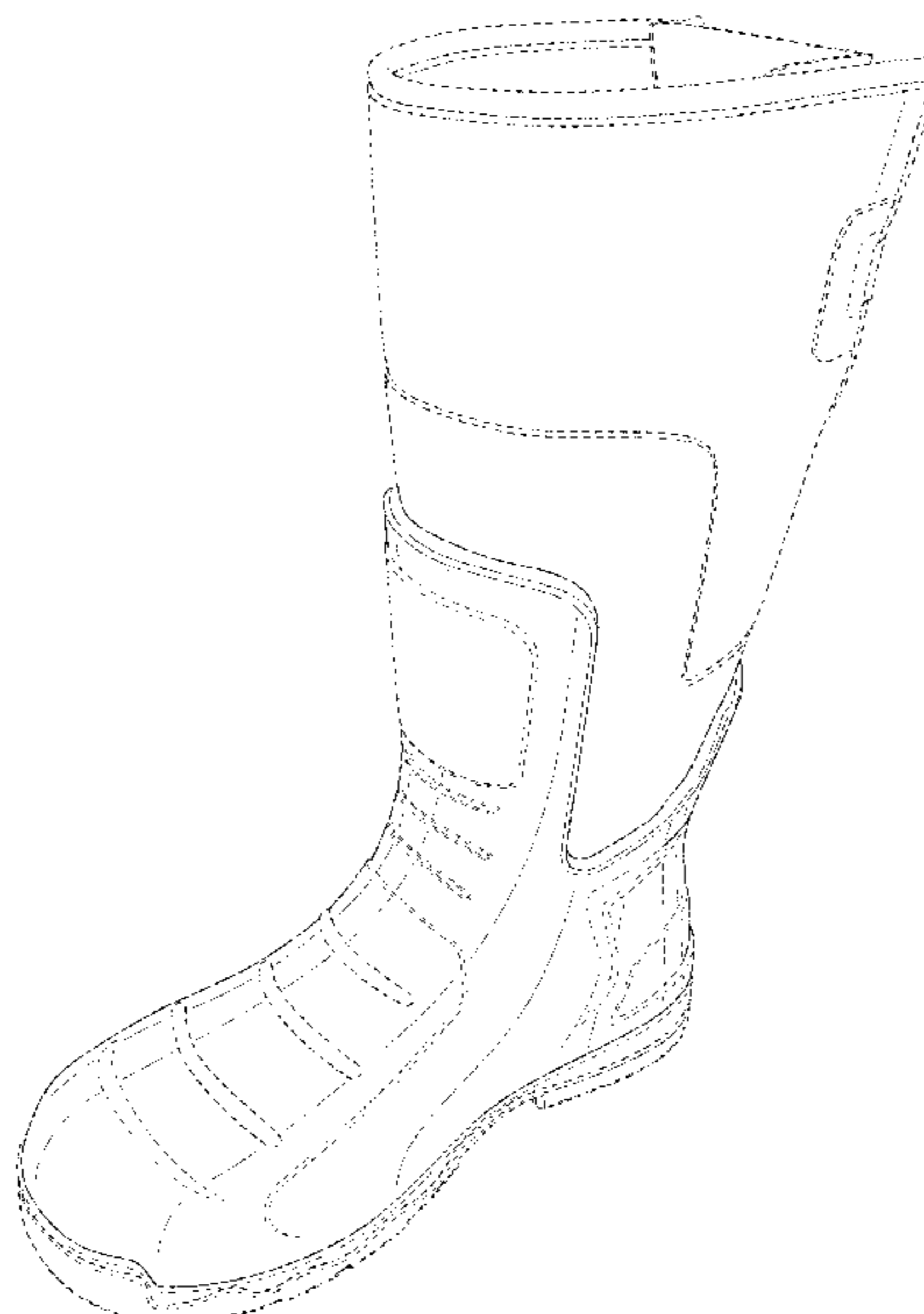
DESCRIPTION

FIG. 1 is a perspective view of the first embodiment of a boot showing our new design.
FIG. 2 is a right-side perspective view thereof.
FIG. 3 is a left-side perspective view thereof.
FIG. 4 is a front perspective view thereof.
FIG. 5 is a rear perspective view thereof.
FIG. 6 is a top perspective view thereof; and,
FIG. 7 is a bottom perspective view thereof.
The broken lines in the drawings represent portions of the boot that form no part of the claim.

1 Claim, 7 Drawing Sheets

(56) **References Cited**
U.S. PATENT DOCUMENTS

3,823,493 A	7/1974	Brehm et al.	
4,188,680 A	2/1980	Adams	
D315,823 S *	4/1991	Signori	D2/910
D520,219 S *	5/2006	Mazzarolo	D2/909
D624,295 S	9/2010	McCarron	
8,361,369 B1	1/2013	Cook et al.	
D701,374 S	3/2014	Feller et al.	



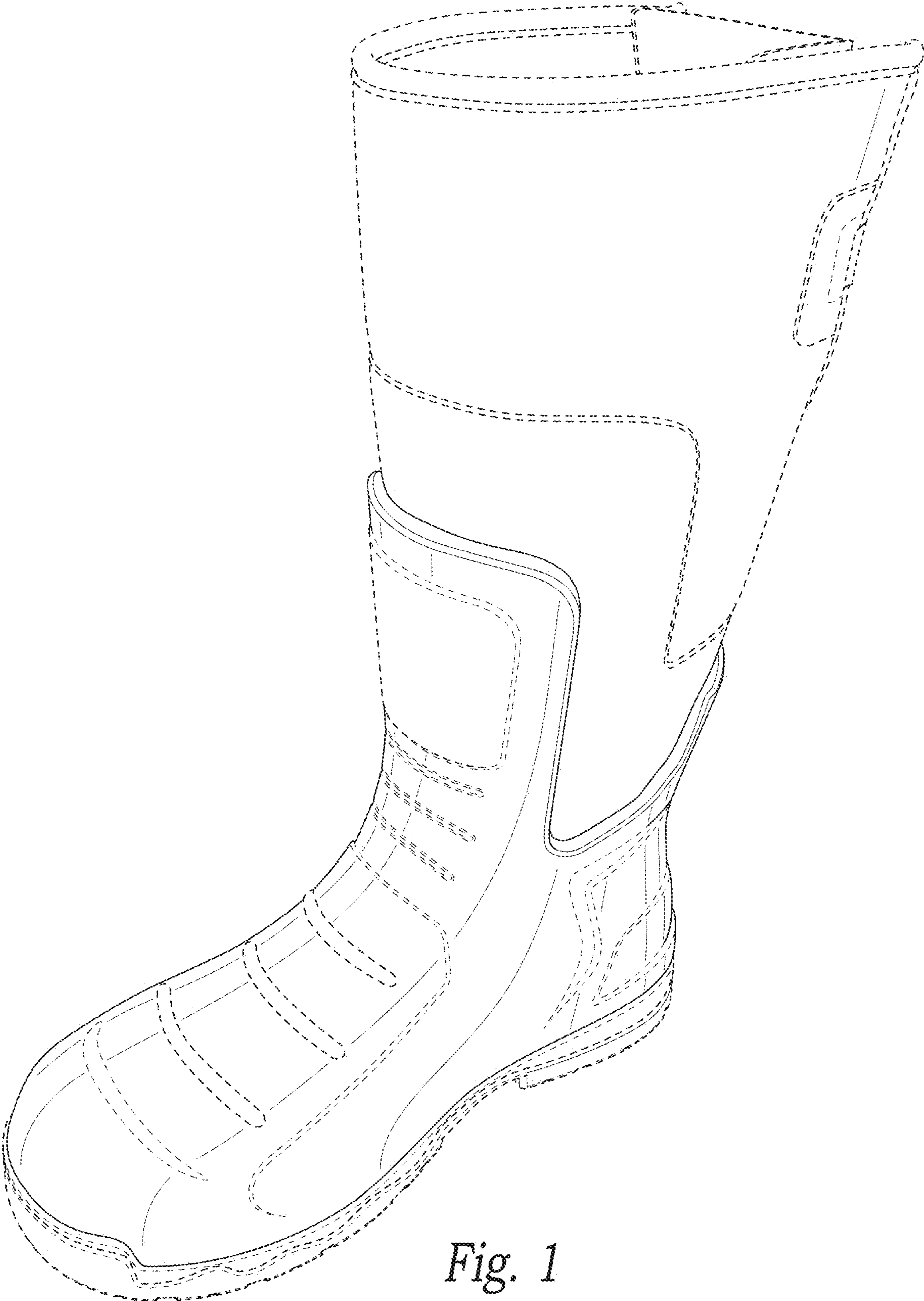


Fig. 1

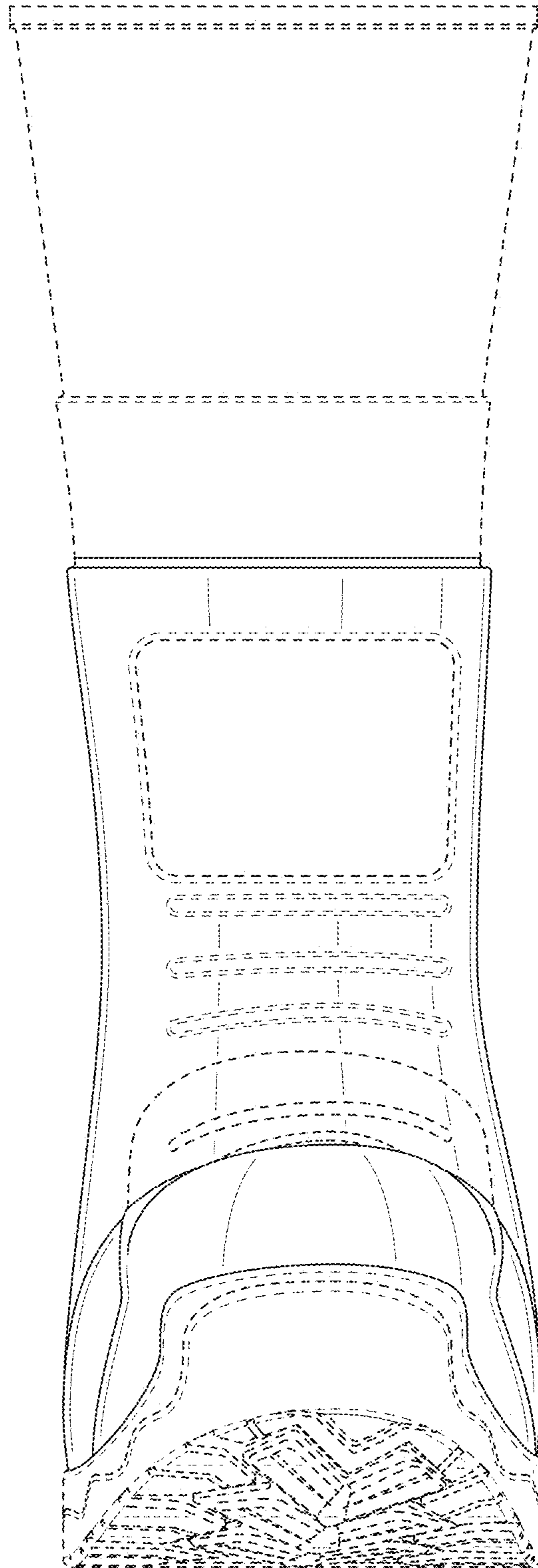


Fig. 2

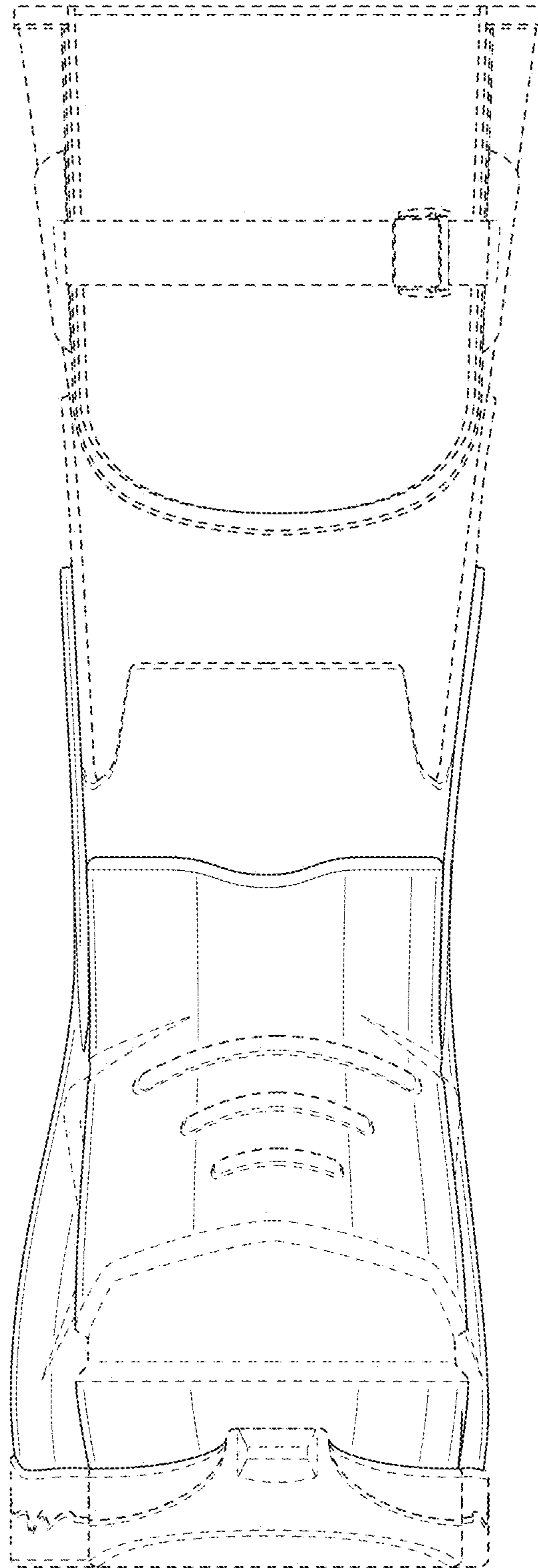


Fig. 3

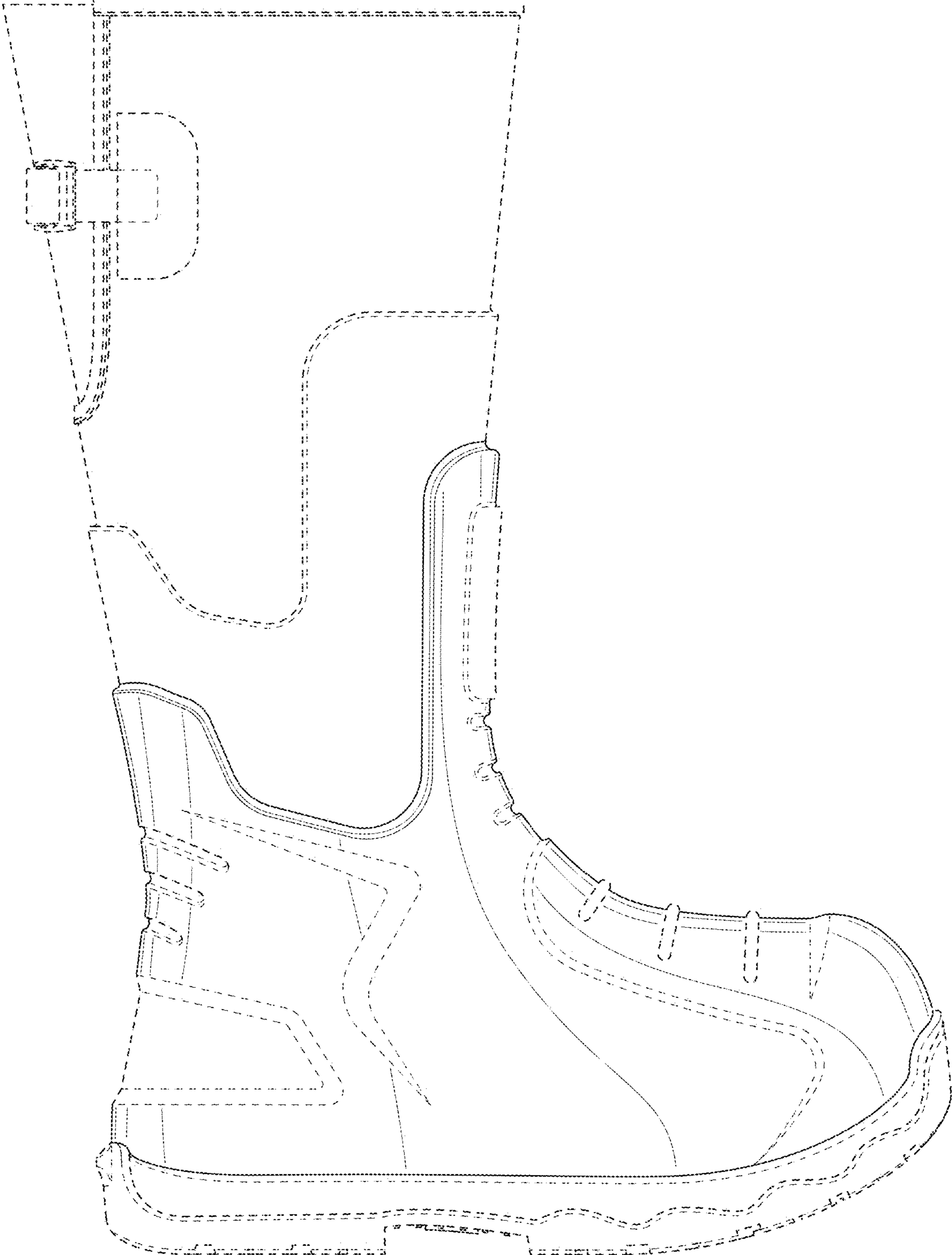


Fig. 4

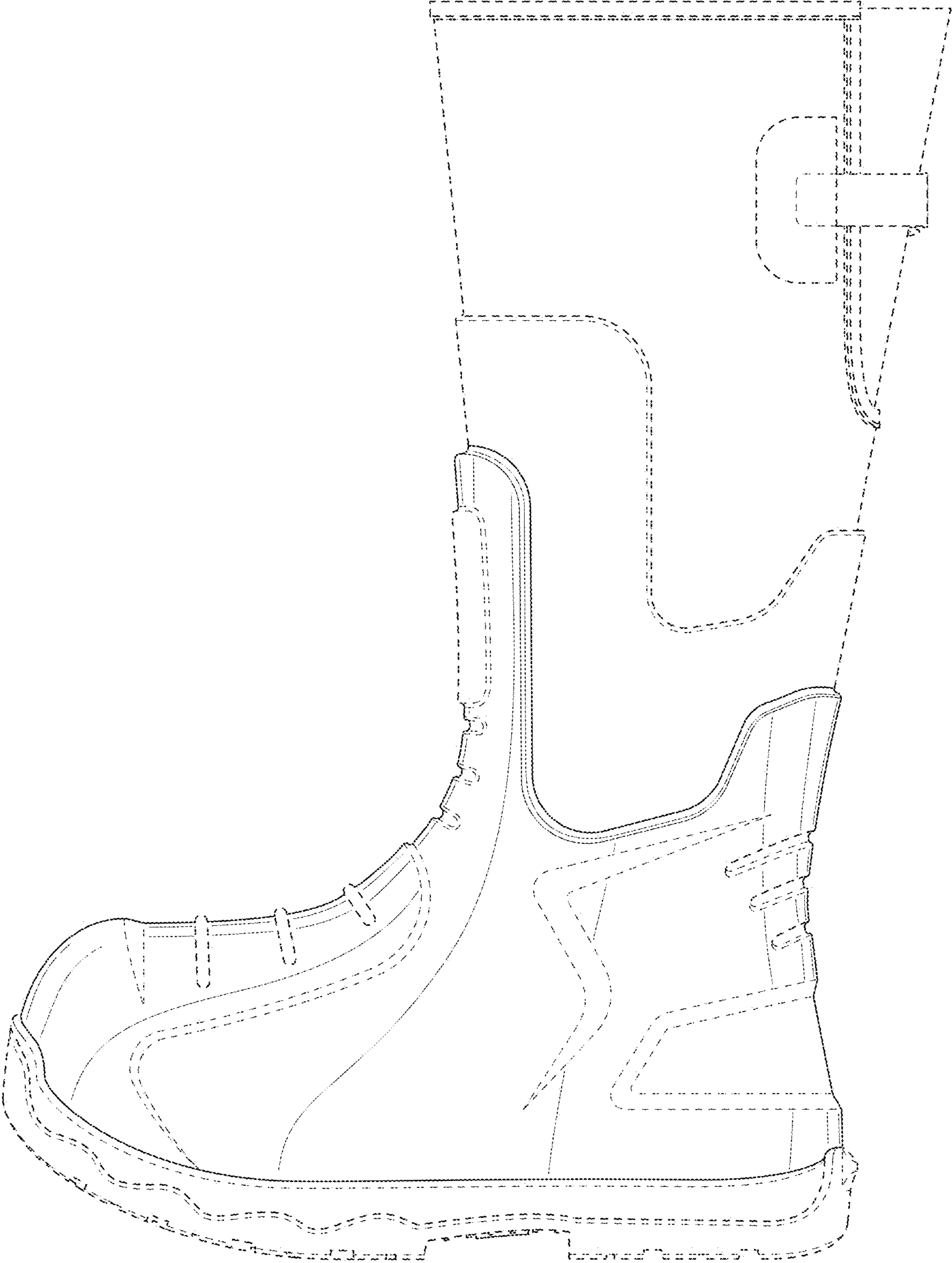


Fig. 5

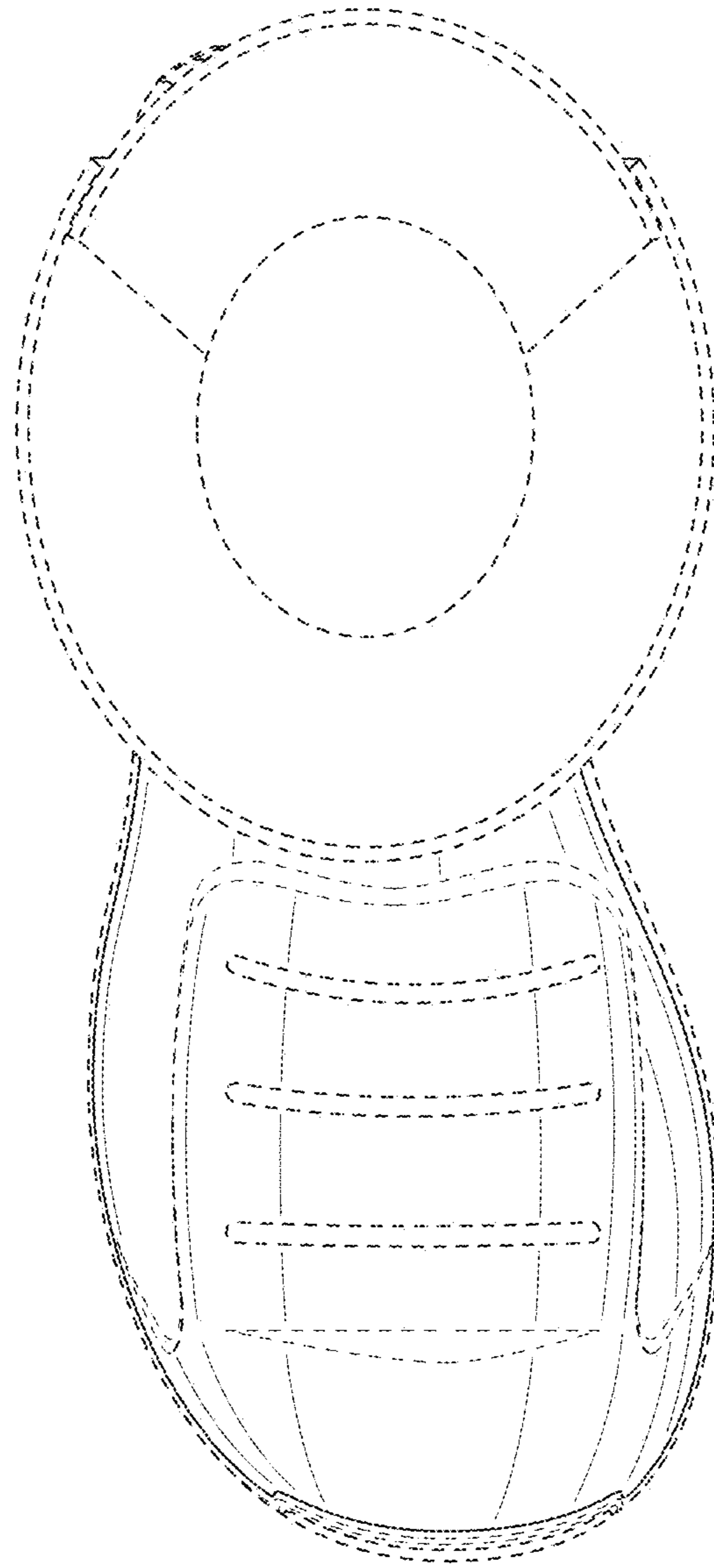


Fig. 6

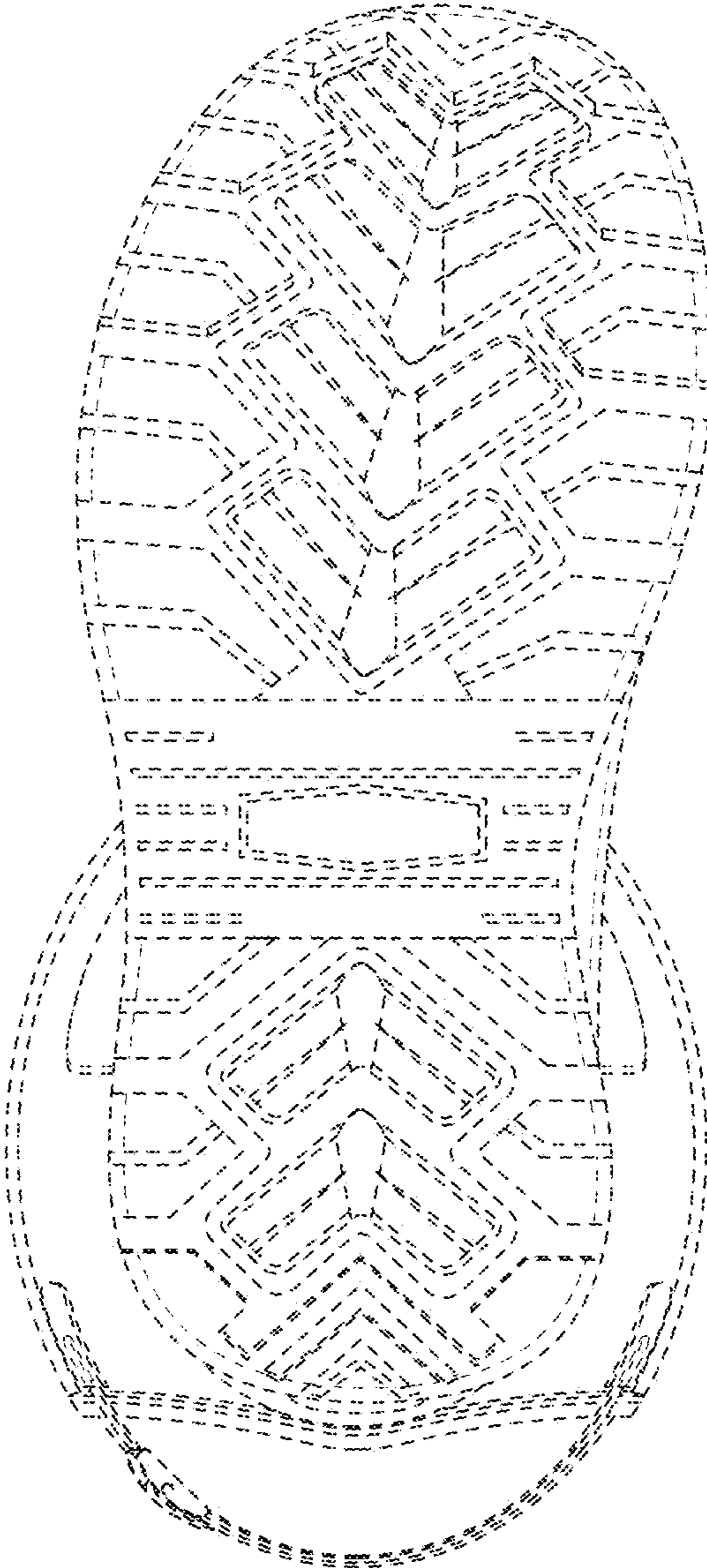


Fig. 7