



US00D960548S

(12) **United States Design Patent** (10) **Patent No.:** **US D960,548 S**  
**Suh** (45) **Date of Patent:** **\*\* Aug. 16, 2022**

(54) **SHOE UPPER**  
(71) Applicant: **Brooks Sports, Inc.**, Seattle, WA (US)  
(72) Inventor: **Brian Hyungsuk Suh**, Seattle, WA (US)  
(73) Assignee: **Brooks Sports, Inc.**, Seattle, WA (US)  
(\*\*) Term: **15 Years**

D882,909 S \* 5/2020 Small ..... D2/902  
D903,248 S \* 12/2020 Verfl ..... D2/954  
D913,648 S \* 3/2021 Dean ..... D2/907  
D913,649 S \* 3/2021 Suh ..... D2/908  
D913,650 S \* 3/2021 Ortega ..... D2/908  
D913,670 S \* 3/2021 Dean ..... D2/969  
D913,671 S \* 3/2021 Suh ..... D2/969  
D913,674 S \* 3/2021 Suh ..... D2/969  
D913,675 S \* 3/2021 Ortega ..... D2/969

(Continued)

(21) Appl. No.: **29/729,438**  
(22) Filed: **Mar. 26, 2020**  
(51) **LOC (13) Cl.** ..... **02-04**  
(52) **U.S. Cl.**  
USPC ..... **D2/969**  
(58) **Field of Classification Search**  
USPC ..... D2/902-908, 909, 947, 969, 970, 972, D2/973  
CPC .. A43B 1/00; A43B 1/009; A43B 1/02; A43B 1/04; A43B 1/10; A43B 1/12; A43B 1/14; A43B 23/00; A43B 23/0245; A43B 23/025; A43B 23/04; A43B 23/042; A43B 5/00; A43B 5/08; A43B 5/10; A43B 3/00; A43B 3/04; A43B 3/08; A43B 13/00; A43B 13/04; A43B 13/14  
See application file for complete search history.

**OTHER PUBLICATIONS**

Brooks Glycerin 19 & Glycerin 19 GTS Review, , announced Jan. 11, 2021 [online], [site visited Feb. 8, 2022]. Available from internet, URL: <https://runningnw.com/2021/01/11/brooks-glycerin-19-glycerin-19-gts-review/> (Year: 2021).\*

*Primary Examiner* — Elizabeth J Oswecki  
*Assistant Examiner* — Yelizaveta Y Masalimova  
(74) *Attorney, Agent, or Firm* — Cozen O'Connor

(57) **CLAIM**

The ornamental design for a shoe upper, as shown and described.

**DESCRIPTION**

FIG. 1 is a perspective view of a shoe upper, showing my new design;  
FIG. 2 is a front view of the shoe upper illustrated in FIG. 1;  
FIG. 3 is a rear view of the shoe upper illustrated in FIG. 1;  
FIG. 4 is a side view of the shoe upper illustrated in FIG. 1;  
FIG. 5 is another side view of the shoe upper illustrated in FIG. 1; and,  
FIG. 6 is a top view of the shoe upper illustrated in FIG. 1. The broken lines in the Figures are for environmental purposes only, and form no part of the embodiment of the claimed design in which they are shown.

(56) **References Cited**

**U.S. PATENT DOCUMENTS**

5,704,137 A \* 1/1998 Dean ..... A43B 13/206 36/28  
D794,919 S \* 8/2017 Mason ..... D2/902  
D801,664 S \* 11/2017 Small ..... D2/969  
D834,294 S \* 11/2018 Small ..... D2/969  
D849,371 S \* 5/2019 Ortega ..... D2/902  
D849,372 S \* 5/2019 Ortega ..... D2/902  
D867,729 S \* 11/2019 Dean ..... D2/902  
D882,232 S \* 4/2020 Odinet ..... D2/969

**1 Claim, 6 Drawing Sheets**



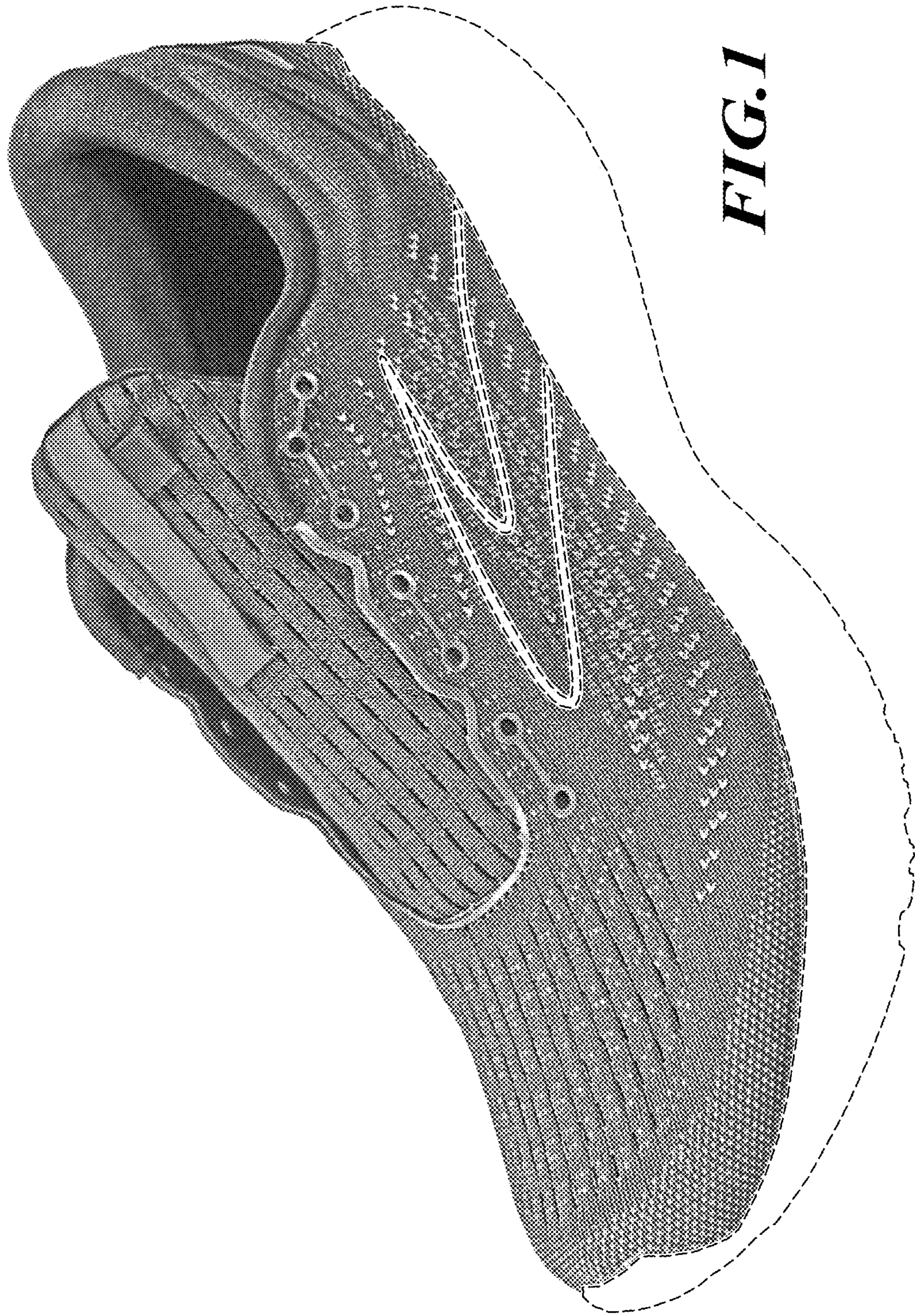
(56)

**References Cited**

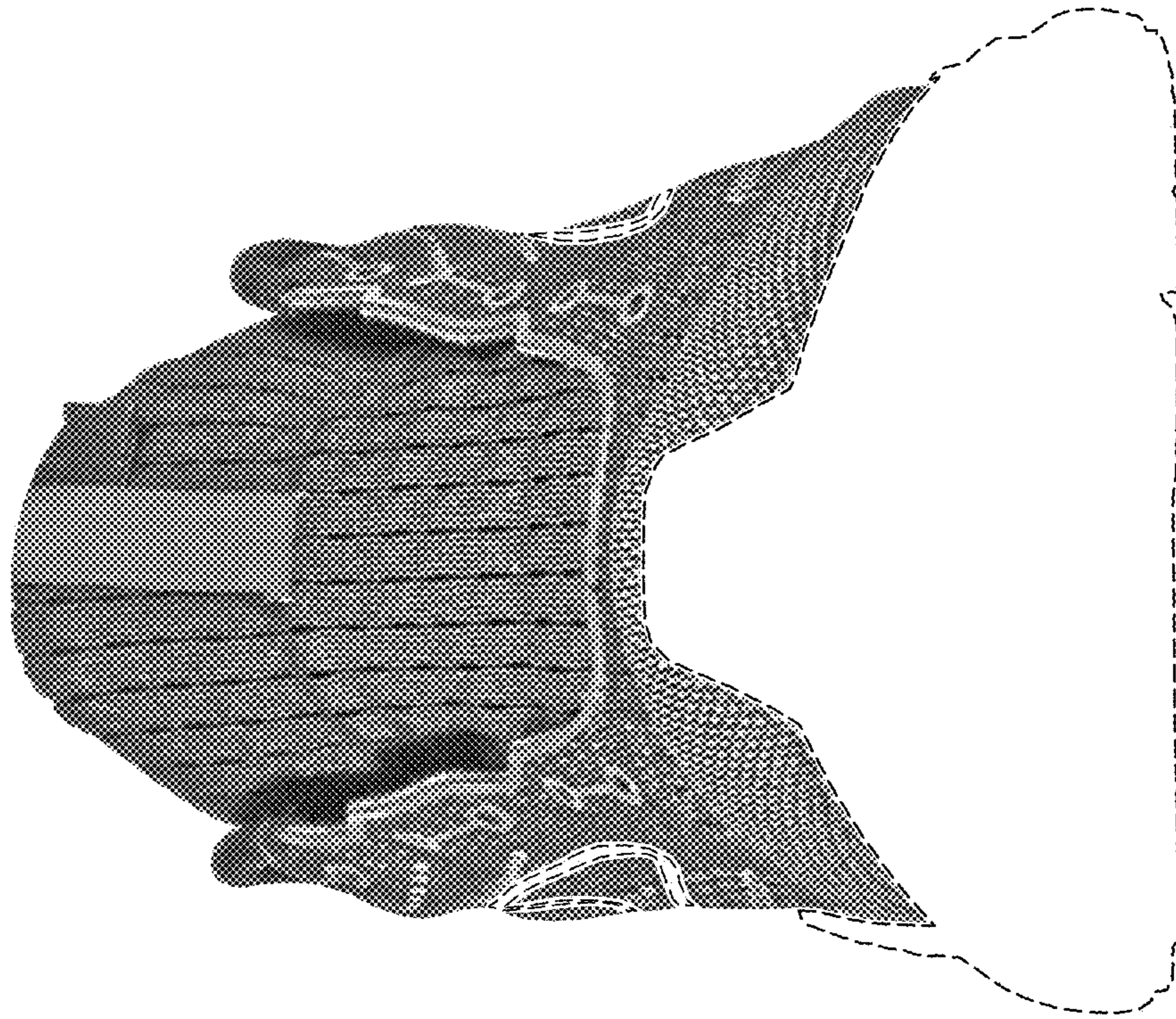
U.S. PATENT DOCUMENTS

D929,707 S \* 9/2021 Suh ..... D2/951  
D932,144 S \* 10/2021 Fu ..... D2/908  
2017/0119091 A1\* 5/2017 Bischoff ..... A43B 13/188  
2020/0170349 A1\* 6/2020 Verfl ..... A43B 23/042  
2020/0187595 A1\* 6/2020 Siegismund ..... A43C 5/00  
2020/0337417 A1\* 10/2020 Blanchard ..... A43D 25/047


\* cited by examiner




**FIG. 1**



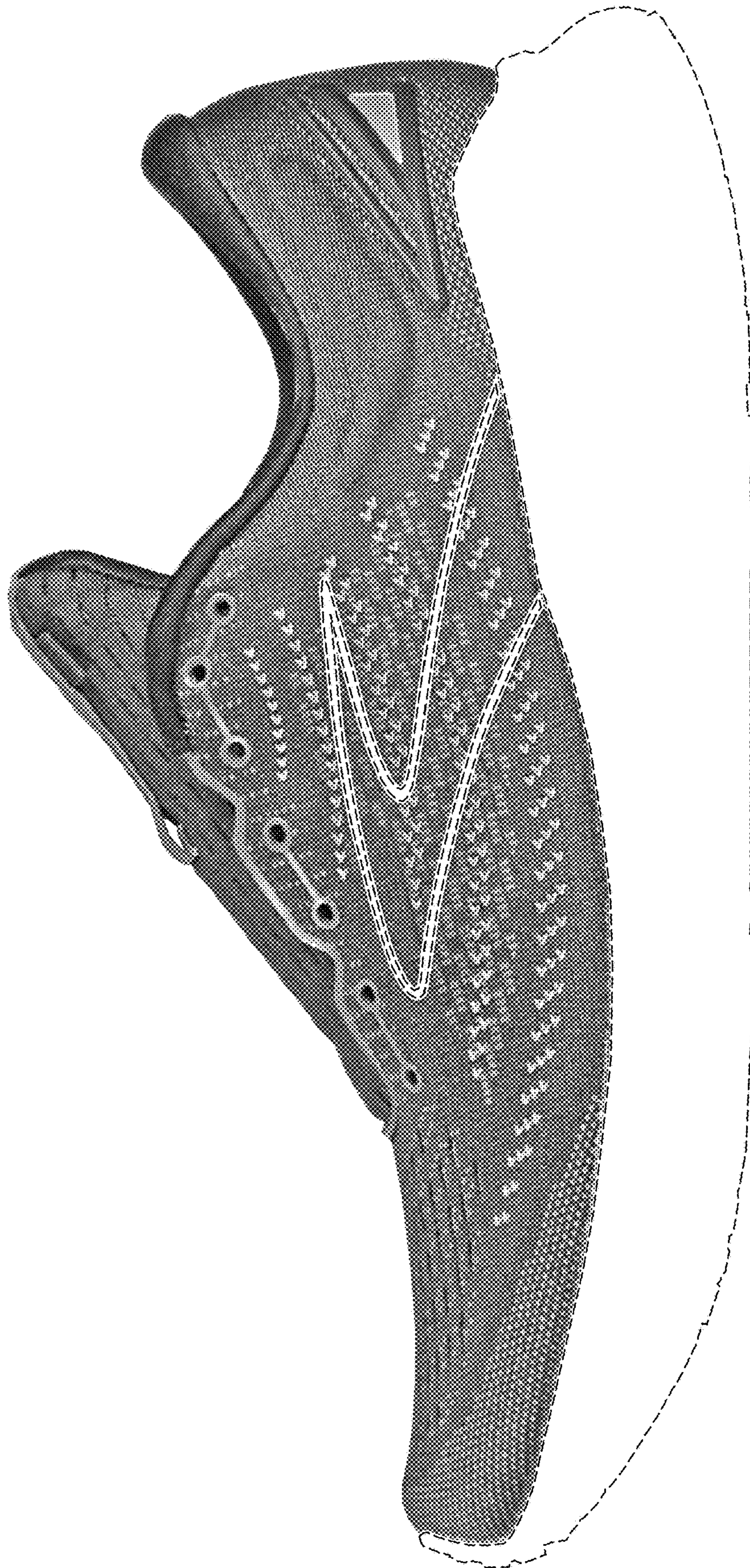
**FIG. 2**



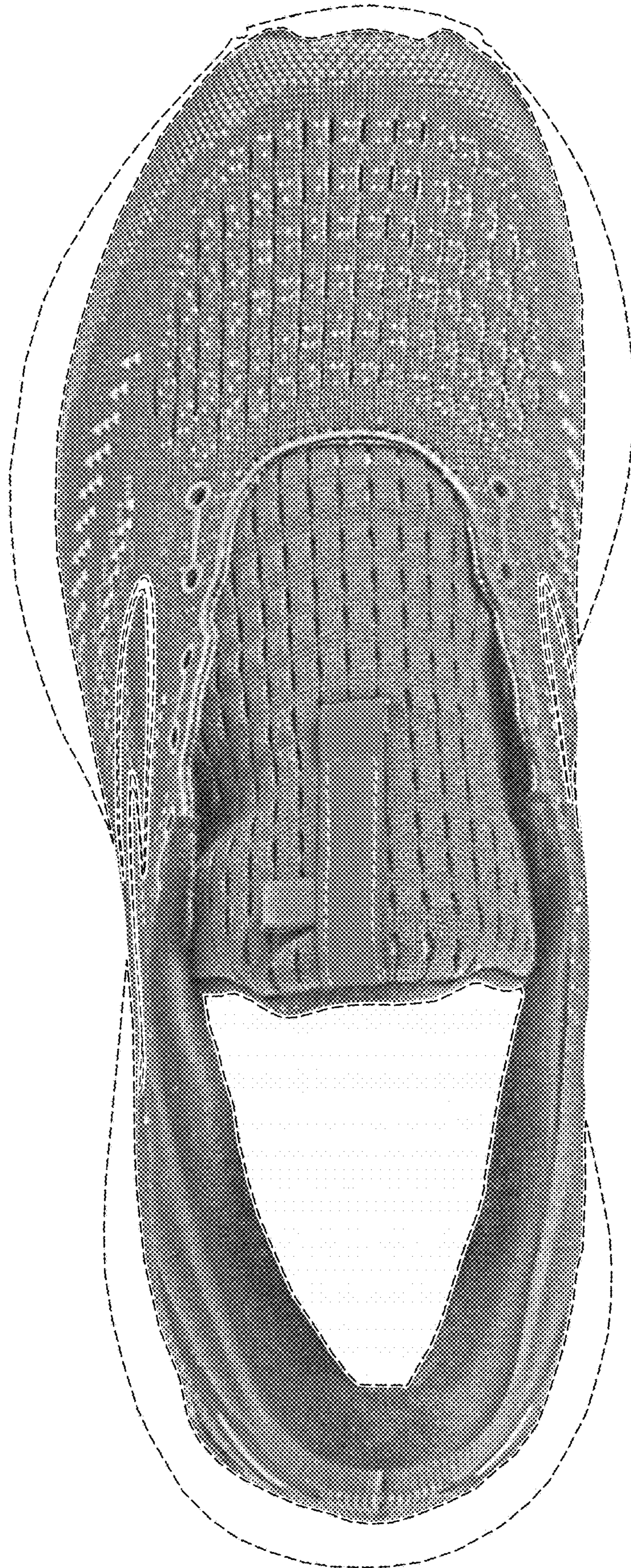
**FIG. 3**



**FIG. 4**



**FIG. 5**



**FIG. 6**