



US00D960546S

(12) **United States Design Patent** (10) **Patent No.:** **US D960,546 S**
Bikowski (45) **Date of Patent:** **** Aug. 16, 2022**

(54) **FOOTWEAR**
(71) Applicant: **ECCO Sko A/S**, Bredebro (DK)
(72) Inventor: **Andrzej Bikowski**, Zamość (PL)
(73) Assignee: **ECCO SKO A/S**, Bredebro (DK)
(**) Term: **15 Years**
(21) Appl. No.: **29/740,961**
(22) Filed: **Jul. 8, 2020**
(51) **LOC (13) Cl.** **02-04**
(52) **U.S. Cl.**
USPC **D2/957**; D2/947; D2/951; D2/956
(58) **Field of Classification Search**
USPC D2/902, 906, 908, 916, 918, 925,
D2/946-962, 977; 36/3 B, 22 R, 24.5,
36/25 R, 28, 32 R, 34 R, 59 C, 67 A, 103
CPC A43B 13/00; A43B 13/02; A43B 13/023;
A43B 13/026; A43B 13/04; A43B 13/08;
A43B 13/10; A43B 13/12; A43B 13/14;
A43B 13/141; A43B 13/143; A43B
13/16; A43B 13/18; A43B 13/181; A43B
13/187; A43B 13/189; A43B 13/20; A43B
13/22; A43B 13/223; A43B 13/24; A43B
13/28; A43B 13/30; A43B 13/32; A43B
13/34; A43B 13/36
See application file for complete search history.

(56) **References Cited**
U.S. PATENT DOCUMENTS
D355,754 S * 2/1995 Brandon D2/951
D399,341 S * 10/1998 Munns D2/951
D409,825 S * 5/1999 Greenberg D2/954
D470,998 S * 3/2003 Adreliunas D2/954
6,769,202 B1 * 8/2004 Luthi A43B 13/184
36/28
D495,476 S * 9/2004 Recchi D2/947
D564,192 S * 3/2008 Covatch D2/959

D571,087 S * 6/2008 Dillenbeck D2/947
D623,386 S * 9/2010 Nelson D2/977
D655,902 S * 3/2012 Debiase D2/951
D695,505 S * 12/2013 Hansen D2/951
D725,878 S * 4/2015 Teng-Lee D2/947
D741,584 S * 10/2015 Christopherson D2/947
D783,961 S * 4/2017 Nelson D2/947
D790,174 S * 6/2017 Pulli D2/947
D820,567 S * 6/2018 Pulli D2/947
D822,968 S * 7/2018 Moranges D2/947
D831,311 S * 10/2018 Pulli A43D 1/027
D2/972
D844,959 S * 4/2019 Evans A43B 13/184
D2/947
D853,097 S * 7/2019 Cass D2/947
D864,539 S * 10/2019 Fuerst, Sr. D2/947

(Continued)

Primary Examiner — T Chase Nelson
(74) *Attorney, Agent, or Firm* — Finnegan, Henderson,
Farabow, Garrett & Dunner, LLP

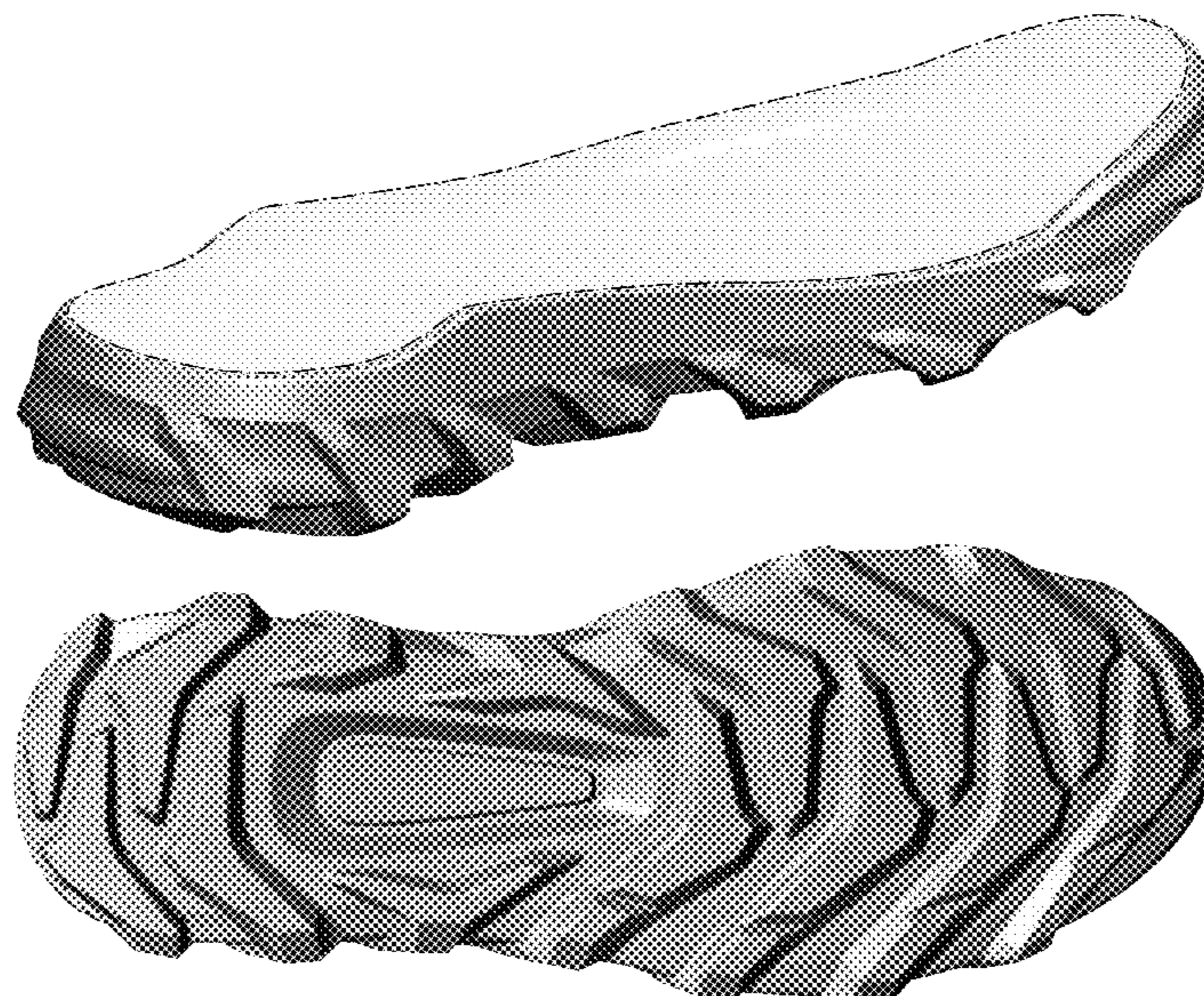
(57) **CLAIM**

The ornamental design for footwear, as shown and described.

DESCRIPTION

FIG. 1 is a top, rear perspective view of a footwear showing my new design;
FIG. 2 is a bottom, rear perspective view thereof;
FIG. 3 is a left side elevation view thereof;
FIG. 4 is a right side elevation view thereof;
FIG. 5 is a rear elevation view thereof;
FIG. 6 is a front elevation view thereof;
FIG. 7 is a top plan view thereof; and,
FIG. 8 is a bottom plan view thereof.
The dot-dash lines illustrate the boundary of the claimed design and form no part thereof. The portions of the figures within the dot-dash line and shown in lighter contrast illustrate portions of the footwear that form no part of the claimed design.

1 Claim, 8 Drawing Sheets



(56)

References Cited

U.S. PATENT DOCUMENTS

D866,146	S *	11/2019	Cass	D2/947
D876,780	S *	3/2020	Aden	D2/951
D887,686	S *	6/2020	Sogorb	D2/947
D891,061	S *	7/2020	Nelson	D2/947
D897,082	S *	9/2020	Belforti	D2/947
D902,550	S *	11/2020	Papp	A43B 13/181
					D2/951
D910,985	S *	2/2021	Head	D2/947
D912,377	S *	3/2021	McKenzie	D2/947
D917,138	S *	4/2021	Head	D2/947
D929,089	S *	8/2021	Petrie	D2/947
D932,164	S *	10/2021	Wang	D2/947
D933,342	S *	10/2021	Truelsen	D2/947
D943,884	S *	2/2022	Bertelli	D2/947
D945,754	S *	3/2022	McCourt	D2/947
2001/0027615	A1 *	10/2001	Nasako	A43B 13/181
					36/31
2007/0006489	A1 *	1/2007	Case	A43D 1/027
					36/132
2021/0000217	A1 *	1/2021	Bidal	A43B 13/26
2022/0039506	A1 *	2/2022	Diard	A43B 13/14

* cited by examiner

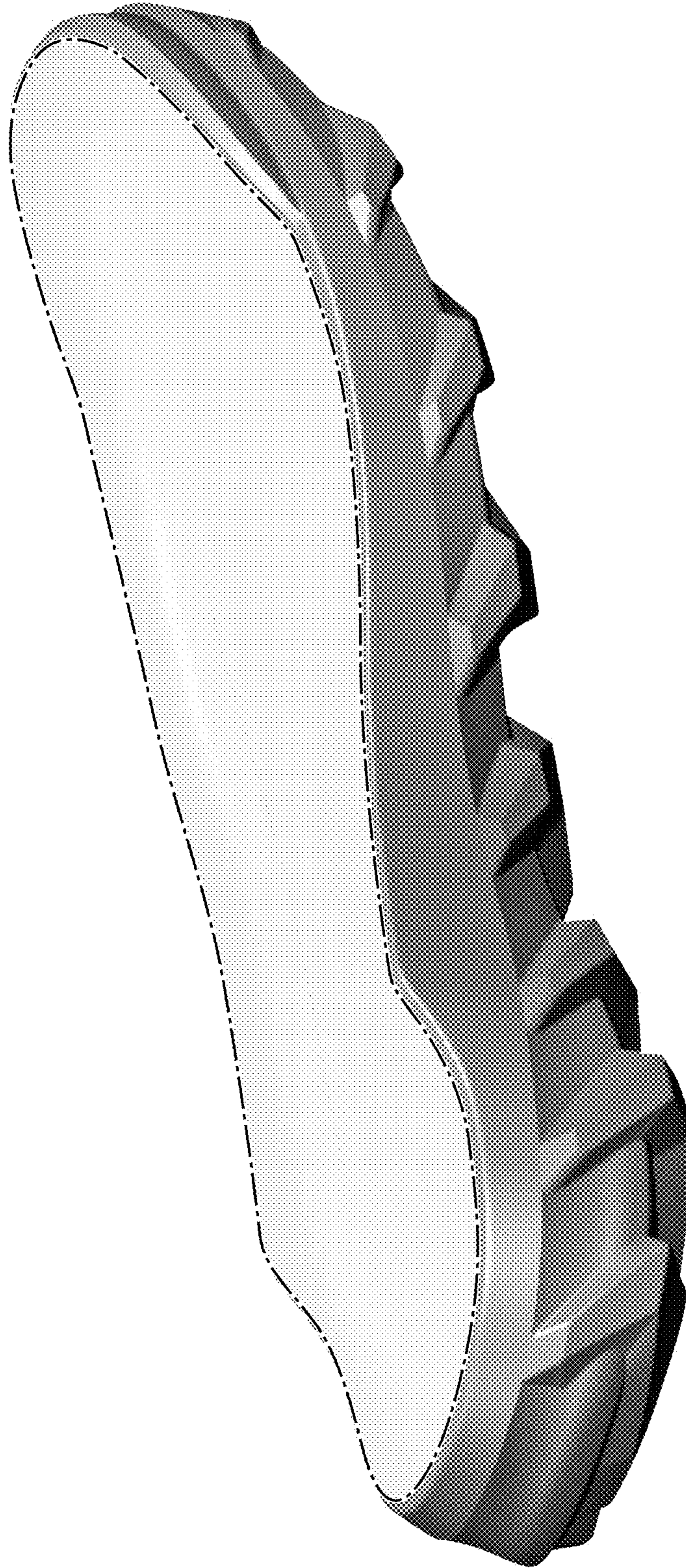


FIG. 1

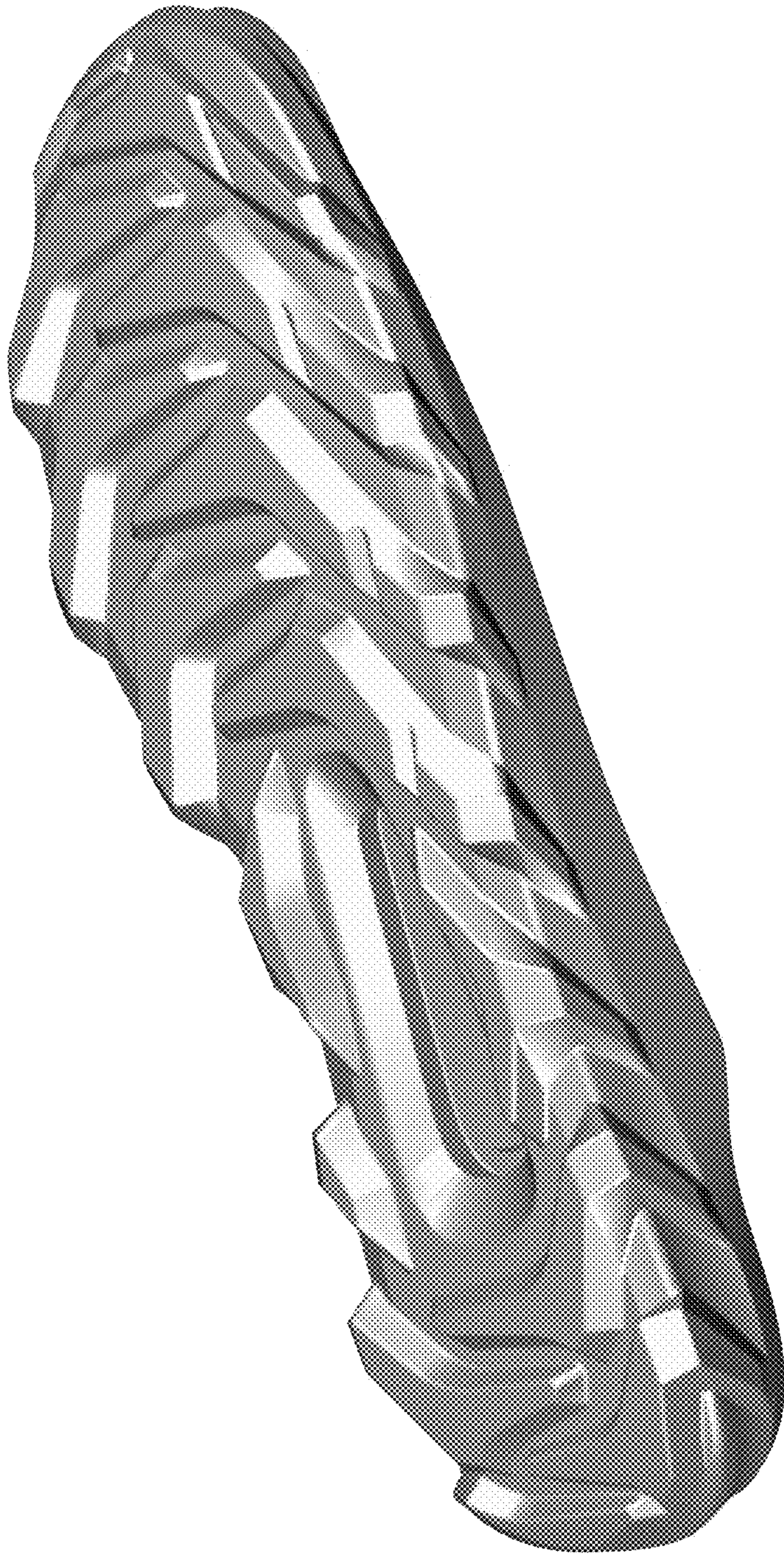


FIG. 2




FIG. 3




FIG. 4




FIG. 5



FIG. 6



FIG. 7




FIG. 8